



PLAYGROUNDS & SITE AMENITIES



# Superior<sup>®</sup> *Playgrounds*

2022 PRODUCT CATALOG





# LET'S GO PLAY



Play is about *exploring* the world, *challenging* growing muscles, and *using* the imagination in new ways. Our goal is to create well-rounded play environments that bring communities together and encourage them to *play, relax, and live.*



# PLAY = EASY

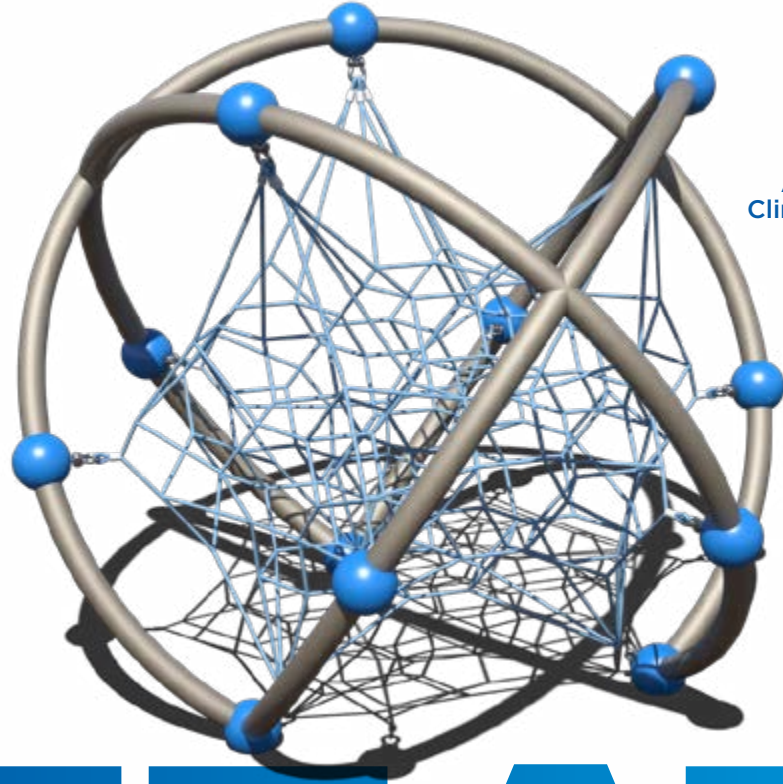
Play made easy — that's our *mission*. We're one company providing all the products you need to *build* your outdoor playground space, including shades, pavilions, and site furniture. Join us in our mission to create environments that *cultivate* community and *enrich* lives in the easiest and most efficient way possible.

Learn more at [superiorrecreationalproducts.com/catalogs](https://superiorrecreationalproducts.com/catalogs)

## What's *inside*

- 22 Themed Structures
- 38 Steel Structures
- 60 Early Childhood Structures
- 68 Freestanding Play
- 94 Structure Components
- 114 Complete Your Space
- 126 Recycled Early Childhood





Ascend Rope  
Climber Collection  
PAGE 73




**NEW!**  
Active  
Courses  
PAGE 42

**NEW!**  
Hurricane  
Climber  
PAGE 78



# FEATURED PRODUCTS




**NEW!**  
Tetra Dome  
Climber  
PAGE 79



**NEW!**  
Delta Dome  
Climber  
PAGE 79







Ascend Rope  
Climber Collection  
PAGE 73



**NEW!**  
Inclusive  
Roller  
Table  
PAGE 81



**NEW!**  
Roller  
Slide  
PAGE 105

# FEATURED PRODUCTS



**NEW!**  
Arched Shaded  
Swing Frame  
PAGE 70



**NEW!**  
Inclusive Atom  
Spinner  
PAGE 81



**NEW!**  
Themed  
Playgrounds  
PAGE 22



# THEMED PLAY

As experts in creating *one-of-a-kind* playgrounds, our creative design team has been trusted with designing *themes* ranging from space to the ocean floor — and different activities, objects, and locations in between! We will work together to tell the *unique story* of your community through our themed playgrounds.

View our designs on page 22.



NEW!

\$76,969  
**FROM THE COVER**  
**SRPFX-50216-XX**  
Ages: 5-12 Years  
Use Zone: 39' x 35'







Superior  
Playgrounds | 866.699.4339

# SUPPORTING *inclusive play*

The benefits of bringing your community together with an **inclusive playground** are immeasurable. Inclusive play environments provide unique opportunities for individuals of all ages and abilities to engage in their right to play. Outdoor play environments that break down both physical barriers to access and social barriers to participation can unite communities in meaningful ways!



## POINTS TO CONSIDER



### Access Points

Provide multiple opportunities for individuals to independently access play and engage in intuitive play patterns.



### Integration

Include play events that children of all abilities can access throughout the play environment in order to encourage inclusion among all children.



### Variety


Offer a balance of play activities that support the physical, social-emotional, sensory, cognitive, and communicative needs of all children.



# WE MAKE IT *easy to buy*

Superior makes it easy to buy our equipment by having a nationwide team of SRP Certified Partners and by having contracts with the following organizations.

Learn more on page 166.



A UNITED COMMUNITY BANK COMPANY



# EXCELLENCE IN RECREATION

Excellence in Recreation is a *distinction* program that seeks to recognize outdoor recreation spaces. Awarded sites are *intentionally* and *thoughtfully* designed around best practice design criteria that encourage community through:

- 1 Inclusiveness
- 2 Intergenerational Activities
- 3 Community Engagement

Visit [superiorrecreationalproducts.com/excellence-recreation-program](https://superiorrecreationalproducts.com/excellence-recreation-program) to learn more.



\$99,639

EXCELLENCE IN RECREATION SITE

**Pete Mirich Elementary School**

La Salle, Colorado • PS5-70851








\$24,972  
PS3-31385-1  
Ages: 2-5 Years  
Use Zone: 33' x 25'

Reverse View



\$95,266  
PS3-31178-1  
Ages: 5-12 Years  
Use Zone: 64' x 46'



Reverse View



## Glasscock Independent School District Garden City, Texas





FEATURED  
*projects*



## Oak Grove Elementary School

Brownfield, Texas



**\$169,937**  
**PS5-71541**

Ages: 5-12 Years  
Use Zone: 66' x 67'







\$40,658  
RFX-30076-A-XX  
Ages: 2-5 Years  
Use Zone: 32' x 28'




Reverse View



\$98,739  
RFX-30076-B-XX  
Ages: 5-12 Years  
Use Zone: 59' x 35'

Reverse View







# TAKE YOUR PICK

You want *choices*. We've got them — along with the design expertise to take your ideas and make them *real*. Whether you want long-lasting steel, recycled materials that stand up to harsh salt air, or an elaborate theme, let's combine your *imagination* with our *expertise* to reimagine the way children play.

## STEEL ADVENTURE SERIES

This budget-friendly series (our PS3) offers design flexibility for small spaces, features integrated shade options, and uses no clamps or collars.

•3.5" Post System •Max 8' Deck Height •Designs for All Ages

## STEEL EXPEDITION SERIES

With its sturdy design and C-line connection, this 5" steel post (our PS5) and deck system is easy to install, offers the most design flexibility, and is ideal for inclusive play designs.

•5" Post System •Max 8' Deck Height •Designs for Ages 2-12 Years

## THEMED SERIES

There's no limit when designing a themed playground. Our talented team of skilled professionals can bring your ideas to life utilizing our Expedition or Recycled Series as the base.




•5" or 6" Post System •Max 8' Deck Height •Designs for All Ages

## RECYCLED SERIES

Our recycled playgrounds are an ideal option for natural play or coastal environments. The decks, posts, and barriers utilize 100% recycled material.

•6" Post System •Max 8' Deck Height •Designs for All Ages

**We've gone (even more) green.** Check out our special section that features environmentally-friendly early childhood playground products powered by our Grounds For Play product line. **Learn more on page 126.**





# THEMED PLAY

There's no limit when creating a *one-of-a-kind* playground. With the right space and budget, our team of creative designers can *bring your ideas to life.*

**24** Steel  
**31** Recycled






# STEEL STRUCTURES



**\$36,847**  
**SRPFX-50290-XX**  
Ages: 2-12 Years  
Use Zone: 35' x 25'


**NEW!**



**\$102,799**  
**SRPFX-50108-XX**  
Ages: 2-12 Years  
Use Zone: 53' x 32'



**\$89,648**  
**SRPFX-50043-XX**  
Ages: 5-12 Years  
Use Zone: 46' x 35'



**Want to see an  
overhead view?**  
See page 144

MODEL	AGES	CAPACITY	SIZE	USE ZONE	FALL HEIGHT	EST. TIMBER COUNT	ADA
SRPFX-50290-XX	2-12	38	24' x 13'	35' x 25'	5'	24	Yes
SRPFX-50108-XX	2-12	114	41' x 20'	53' x 32'	6'	40	Yes
SRPFX-50043-XX	5-12	59	34' x 23'	46' x 35'	7'	35	Yes





NEW!

\$60,239

**SRPFX-50325-XX**

Ages: 5-12 Years

Use Zone: 39' x 30'



NEW!

\$124,791

**SRPFX-50302-XX**

Ages: 5-12 Years

Use Zone: 45' x 39'



\$91,999

**SRPFX-50218-XX**

Ages: 5-12 Years

Use Zone: 42' x 35'



Call for Quote

**SRPFX-50183-XX**

Ages: 2-12 Years

Use Zone: 45' x 35'

Customize  
Your Own  
Graphics!

Want to see an  
overhead view?  
See page 144.

MODEL	AGES	CAPACITY	SIZE	USE ZONE	FALL HEIGHT	EST. TIMBER COUNT	ADA
SRPFX-50325-XX	5-12	42	27' x 19'	39' x 30'	6'	29	Yes
SRPFX-50218-XX	5-12	85	30' x 23'	42' x 35'	6'	34	Yes

Want to see an  
overhead view?  
See page 144.

MODEL	AGES	CAPACITY	SIZE	USE ZONE	FALL HEIGHT	EST. TIMBER COUNT	ADA
SRPFX-50302-XX	5-12	42	33' x 29'	45' x 39'	6'	34	Yes
SRPFX-50183-XX	2-12	68	33' x 23'	45' x 35'	5'	33	Yes





Call for Quote  
**SRPFX-50308-XX**  
Ages: 5-12 Years  
Use Zone: 61' x 42'



**NEW!** Call for Quote  
**SRPFX-50305-XX**  
Ages: 5-12 Years  
Use Zone: 56' x 42'



**\$105,752**  
**SRPFX-50074-XX**  
Ages: 5-12 Years  
Use Zone: 49' x 33'



**\$216,970**  
**SRPFX-50222-XX**  
Ages: 5-12 Years  
Use Zone: 66' x 57'



Want to see an  
overhead view?  
See page 144.

MODEL	AGES	CAPACITY	SIZE	USE ZONE	FALL HEIGHT	EST. TIMBER COUNT	ADA
SRPFX-50308-XX	5-12	172	48' x 30'	61' x 42'	7'	42	Yes
SRPFX-50074-XX	5-12	88	40' x 23'	49' x 33'	6'	38	Yes

Want to see an  
overhead view?  
See page 144.

MODEL	AGES	CAPACITY	SIZE	USE ZONE	FALL HEIGHT	EST. TIMBER COUNT	ADA
SRPFX-50305-XX	5-12	123	44' x 31'	56' x 42'	7'	48	Yes
SRPFX-50222-XX	5-12	201	53' x 43'	66' x 57'	13'	51	Yes





**NEW!**  
Call for Quote  
**SRPFX-50240-XX**  
Ages: 2-12 Years  
Use Zone: 52' x 41'



**\$53,912**  
**SRPFX-50234-XX**  
Ages: 5-12 Years  
Use Zone: 35' x 34'

Want to see an  
overhead view?  
See page 144.

MODEL	AGES	CAPACITY	SIZE	USE ZONE	FALL HEIGHT	EST. TIMBER COUNT	ADA
SRPFX-50240-XX	2-12	85	42' x 29'	52' x 41'	6'	40	Yes
SRPFX-50234-XX	5-12	39	24' x 19'	35' x 34'	10'	29	Yes
RFX-30076-B-XX	5-12	129	44' x 22'	59' x 34'	8'	43	Yes



# RECYCLED STRUCTURES

**\$98,739**  
**RFX-30076-B-XX**  
Ages: 5-12 Years  
Use Zone: 59' x 34'

**What's timber count?** The amount of 4" playground timbers needed to surround the playground should a type of loose fill surfacing be used. See page 125 for more information.

Themed





\$40,658  
RFX-30076-A-XX  
Ages: 2-12 Years  
Use Zone: 32' x 29'



\$82,516  
RFX-30037-XX  
Ages: 2-12 Years  
Use Zone: 50' x 34'



Call for Quote  
RFX-20025-XX  
Ages: 2-5 Years  
Use Zone: 33' x 29'



Call for Quote  
RFX-30074-XX  
Ages: 5-12 Years  
Use Zone: 71' x 56'

Want to see an  
overhead view?  
See page 144.

MODEL	AGES	CAPACITY	SIZE	USE ZONE	FALL HEIGHT	EST. TIMBER COUNT	ADA
RFX-30076-A-XX	2-12	53	20' x 16'	32' x 29'	4'	24	Yes
RFX-20025-XX	2-5	35	21' x 17'	33' x 29'	4'	25	Yes

Want to see an  
overhead view?  
See page 144.

MODEL	AGES	CAPACITY	SIZE	USE ZONE	FALL HEIGHT	EST. TIMBER COUNT	ADA
RFX-30037-XX	2-12	81	38' x 22'	50' x 34'	6'	37	Yes
RFX-30074-XX	5-12	140	64' x 44'	71' x 56'	7'	62	Yes






**\$42,753**  
**RFX-30038-XX**  
Ages: 2-5 Years  
Use Zone: 34' x 27'





**Call for Quote**  
**RFX-30055-XX**  
Ages: 5-12 Years  
Use Zone: 66' x 59'





**\$169,702**  
**RFX-30072-XX**  
Ages: 5-12 Years  
Use Zone: 71' x 56'



**\$119,599**  
**RFX-30082-XX**  
Ages: 5-12 Years  
Use Zone: 43' x 38'

**Want to see an overhead view?**  
See page 144.

MODEL	AGES	CAPACITY	SIZE	USE ZONE	FALL HEIGHT	EST. TIMBER COUNT	ADA
RFX-30038-XX	2-5	35	22' x 15'	34' x 27'	4'	26	Yes
RFX-30072-XX	5-12	140	64' x 44'	71' x 56'	7'	62	Yes

**Want to see an overhead view?**  
See page 144.

MODEL	AGES	CAPACITY	SIZE	USE ZONE	FALL HEIGHT	EST. TIMBER COUNT	ADA
RFX-30055-XX	5-12	232	54' x 47'	66' x 59'	8'	60	Yes
RFX-30082-XX	5-12	99	31' x 28'	43' x 38'	6'	32	Yes





**\$50,631**  
**RFX-30093-XX**  
Ages: 2-12 Years  
Use Zone: 45' x 32'



**\$106,169**  
**RFX-30029-XX**  
Ages: 5-12 Years  
Use Zone: 61' x 47'



**\$66,529**  
**RFX-30024-XX**  
Ages: 2-12 Years  
Use Zone: 41' x 39'



**\$48,773**  
**RFX-30099-XX**  
Ages: 2-5 Years  
Use Zone: 40' x 32'



**Want to see an  
overhead view?**  
See page 144.

MODEL	AGES	CAPACITY	SIZE	USE ZONE	FALL HEIGHT	EST. TIMBER COUNT	ADA
RFX-30093-XX	2-12	67	33' x 20'	45' x 32'	5'	32	Yes
RFX-30024-XX	2-12	80	29' x 27'	41' x 39'	5'	34	Yes

**Want to see an  
overhead view?**  
See page 144.

MODEL	AGES	CAPACITY	SIZE	USE ZONE	FALL HEIGHT	EST. TIMBER COUNT	ADA
RFX-30029-XX	5-12	120	49' x 37'	61' x 48'	7'	51	Yes
RFX-30099-XX	2-5	36	28' x 20'	40' x 32'	5'	30	Yes



# STEEL PLAY

Our steel play structures are *durable, affordable,* and the ultimate in *commercial strength.* These structures are perfect for all age ranges, any location, and are offered in a wide variety of colors.

- 40** Nature Inspired
- 42** Active Courses
- 44** Classic Structures
- 44** Ages 5-12 Years
- 50** Ages 2-12 Years
- 54** Ages 2-5 Years
- 58** Quick Ship



## Quick Ship Playgrounds

If you're looking to add play value to your space quickly, purchase a structure from our quick ship program. These select items are ready to ship within ten business days.



# NATURE INSPIRED



NEW!

\$45,459

**SRPFX-50203-R2**

Ages: 2-5 Years

Use Zone: 39' x 33'

NEW!

\$49,489

**PS5-71464**

Age Group: 5-12 Years

Use Zone: 51' x 29'



Reverse View



NEW!

\$30,606

**PS5-71477**

Age Group: 2-12 Years

Use Zone: 36' x 32'



Reverse View



Want to see an  
overhead view?  
See page 144.

MODEL	AGES	CAPACITY	SIZE	USE ZONE	FALL HEIGHT	EST. TIMBER COUNT	ADA
SRPFX-50203-R2	2-5	35-40	27' x 21'	39' x 33'	4'	30	Yes
PS5-71464	5-12	35-40	39' x 17'	51' x 29'	6'	34	Yes
PS5-71477	2-12	25-30	24' x 20'	36' x 32'	5'	30	Yes

**Warning!** Installation over a hard surface such as concrete, asphalt, or packed earth may result in serious injury from falls.



# ACTIVE STRUCTURES

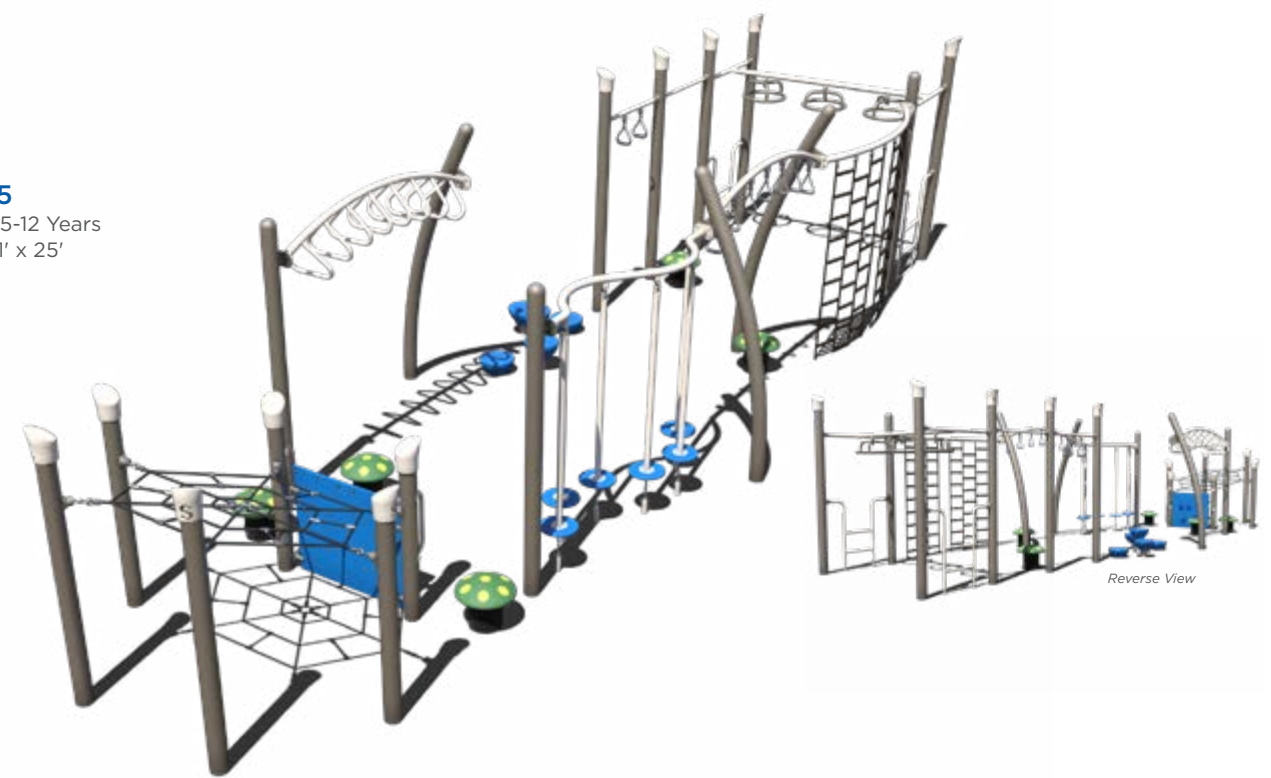


NEW!

**\$71,901**  
**PS5-71361**  
Ages: 5-12 Years  
Use Zone: 40' x 55'

NEW!

**\$27,938**  
**PS5-71365**  
Age Group: 5-12 Years  
Use Zone: 51' x 25'



Reverse View

NEW!

**\$38,814**  
**PS5-71363**  
Age Group: 5-12 Years  
Use Zone: 47' x 47'



Reverse View

PS5-71357 \$54,189  
PS5-71362 \$52,924  
PS5-71364 \$38,002  
PS5-71366 \$62,856  
PS5-71367 \$65,296

Want to see an  
overhead view?  
See page 144.

MODEL	AGES	CAPACITY	SIZE	USE ZONE	FALL HEIGHT	EST. TIMBER COUNT
PS5-71361	5-12	30-35	28' x 43'	40' x 55'	7'	45
PS5-71365	5-12	20-25	39' x 13'	51' x 25'	7'	35
PS5-71363	5-12	30-35	35' x 35'	47' x 47'	11'	43

What's timber count? The amount of 4" playground timbers needed to surround the playground should a type of loose fill surfacing be used. See page 125 for more information.



# CLASSIC STRUCTURES



**\$39,207**  
**PS3-70058**  
Ages: 5-12 Years  
Use Zone: 43' x 34'



**\$30,176**  
**PS3-70845-1**  
Ages: 5-12 Years  
Use Zone: 37' x 31'



**\$76,900**  
**PS3-70836**  
Ages: 5-12 Years  
Use Zone: 47' x 41'

Available  
Without Shade  
**PS3-70836-1**  
**\$69,622**



Want to see an  
overhead view?  
See page 144.

MODEL	AGES	CAPACITY	SIZE	USE ZONE	FALL HEIGHT	EST. TIMBER COUNT	ADA
PS3-70058	5-12	30-35	31' x 22'	43' x 34'	5'	37	Yes
PS3-70845-1	5-12	15-20	27' x 19'	37' x 31'	7'	35	Yes
PS3-70836	5-12	65-70	35' x 29'	47' x 41'	7'	38	Yes





NEW!

\$66,630

PS3-71143

Ages: 5-12 Years

Use Zone: 70' x 47'



NEW!

\$52,686

PS3-33726-1

Ages: 5-12 Years

Use Zone: 49' x 34'



NEW!

\$54,050

PS3-71407

Age Group: 5-12 Years

Use Zone: 48' x 32'



Reverse View

\$38,304

PS3-31596

Age Group: 5-12 Years

Use Zone: 30' x 46'



Reverse View

Want to see an overhead view?  
See page 144.

MODEL	AGES	CAPACITY	SIZE	USE ZONE	FALL HEIGHT	EST. TIMBER COUNT	ADA
PS3-71143	5-12	45-50	58' x 35'	70' x 47'	8'	52	Yes
PS3-33726-1	5-12	45-50	37' x 22'	49' x 34'	6'	36	Yes

Want to see an overhead view?  
See page 144.

MODEL	AGES	CAPACITY	SIZE	USE ZONE	FALL HEIGHT	EST. TIMBER COUNT	ADA
PS3-71407	5-12	45-50	36' x 20'	48' x 32'	7'	35	Yes
PS3-31596	5-12	35-40	18' x 34'	30' x 46'	7'	32	Yes

What's timber count? The amount of 4' playground timbers needed to surround the playground should a type of loose fill surfacing be used. See page 125 for more information.



5-12 Years

\$21,679  
PS3-70971  
Age Group: 5-12 Years  
Use Zone: 29' x 29'

Available Without Shade  
PS3-70936-2  
\$17,076



Reverse View



NEW!

\$47,806  
PS3-71488  
Age Group: 5-12 Years  
Use Zone: 40' x 32'



Reverse View



NEW!  
\$49,618  
PS5-71482  
Age Group: 5-12 Years  
Use Zone: 41' x 39'



Reverse View

\$165,888  
Inclusive!  
PS5-70150  
Age Group: 5-12 Years  
Use Zone: 65' x 65'



Reverse View

Want to see an  
overhead view?  
See page 144.

MODEL	AGES	CAPACITY	SIZE	USE ZONE	FALL HEIGHT	EST. TIMBER COUNT	ADA
PS3-70971	5-12	20-25	17' x 17'	29' x 29'	7'	26	Yes
PS5-71482	5-12	25-30	29' x 27'	41' x 39'	8'	38	Yes

Want to see an  
overhead view?  
See page 144.

MODEL	AGES	CAPACITY	SIZE	USE ZONE	FALL HEIGHT	EST. TIMBER COUNT	ADA
PS3-71488	5-12	40-45	28' x 20'	40' x 32'	7'	33	Yes
PS5-70150	5-12	110-120	53' x 53'	65' x 65'	8'	64	Yes





2-12 Years

NEW!

\$33,524  
PS3-70570  
Ages: 2-12 Years  
Use Zone: 39' x 29'



\$52,548  
PS3-33461-2  
Ages: 2-12 Years  
Use Zone: 59' x 28'

NEW!

\$48,699  
PS3-71449  
Age Group: 2-12 Years  
Use Zone: 44' x 33'



Reverse View



NEW!

\$37,199  
PS3-71462  
Age Group: 2-12 Years  
Use Zone: 41' x 31'



Reverse View



Want to see an  
overhead view?  
See page 144.

MODEL	AGES	CAPACITY	SIZE	USE ZONE	FALL HEIGHT	EST. TIMBER COUNT	ADA
PS3-70570	2-12	20-25	27' x 17'	39' x 29'	6'	28	Yes
PS3-33461-2	2-12	35-40	47' x 16'	59' x 28'	6'	39	Yes

Want to see an  
overhead view?  
See page 144.

MODEL	AGES	CAPACITY	SIZE	USE ZONE	FALL HEIGHT	EST. TIMBER COUNT	ADA
PS3-71449	2-12	40-45	32' x 21'	44' x 33'	5'	35	Yes
PS3-71462	2-12	45-50	29' x 19'	41' x 31'	4'	32	Yes

What's timber count? The amount of 4" playground timbers needed to surround the playground should a type of loose fill surfacing be used. See page 125 for more information.



2-12 Years

\$28,690  
PS3-31908  
Age Group: 2-12 Years  
Use Zone: 35' x 29'

Available With a 5" Post  
PS5-31908  
\$32,218



\$32,528  
PS3-71459  
Age Group: 2-12 Years  
Use Zone: 37' x 33'

NEW!



\$21,239  
PS3-31723  
Age Group: 2-12 Years  
Use Zone: 37' x 22'

Available With a 5" Post  
PS5-31723  
\$24,563



\$95,785  
Inclusive!  
PS5-71105  
Age Group: 2-12 Years  
Use Zone: 51' x 51'



Want to see an overhead view?  
See page 144.

MODEL	AGES	CAPACITY	SIZE	USE ZONE	FALL HEIGHT	EST. TIMBER COUNT	ADA
PS3-31908	2-12	35-40	23' x 17'	35' x 29'	4'	32	Yes
PS3-31723	2-12	25-30	25' x 10'	37' x 22'	6'	25	Yes

Want to see an overhead view?  
See page 144.

MODEL	AGES	CAPACITY	SIZE	USE ZONE	FALL HEIGHT	EST. TIMBER COUNT	ADA
PS3-71459	2-12	25-30	25' x 21'	37' x 33'	5'	31	Yes
PS5-71105	2-12	50-60	39' x 39'	51' x 51'	7'	47	Yes





2-5 Years

**\$19,925**  
**PS3-33794**  
Ages: 2-5 Years  
Use Zone: 28' x 26'

NEW!



**\$29,057**  
**PS3-71586**  
Ages: 2-5 Years  
Use Zone: 29' x 28'

NEW!



**\$33,280**  
**PS3-71043**  
Age Group: 2-5 Years  
Use Zone: 34' x 33'

Available Without Shade  
**PS3-71043-1**  
**\$26,334**



Reverse View

**\$36,800**  
**PS3-71039**  
Age Group: 2-5 Years  
Use Zone: 36' x 25'

Available Without Shade  
**PS3-71039-1**  
**\$21,842**



Reverse View



Want to see an overhead view? See page 144.	MODEL	AGES	CAPACITY	SIZE	USE ZONE	FALL HEIGHT	EST. TIMBER COUNT	ADA
	PS3-33794	2-5	20-25	14' x 13'	26' x 25'	3'	22	Yes
	PS3-71586	2-5	25-30	17' x 16'	29' x 28'	4'	23	Yes

Want to see an overhead view? See page 144.	MODEL	AGES	CAPACITY	SIZE	USE ZONE	FALL HEIGHT	EST. TIMBER COUNT	ADA
	PS3-71043	2-5	30-35	22' x 21'	34' x 33'	4'	29	Yes
	PS3-71039	2-5	20-25	24' x 13'	36' x 25'	3'	27	Yes

**What's timber count?** The amount of 4" playground timbers needed to surround the playground should a type of loose fill surfacing be used. See page 125 for more information.



2-5 Years

\$36,166  
PS3-71098  
Age Group: 2-5 Years  
Use Zone: 38' x 31'



Reverse View



\$29,975  
PS3-31400-1  
Age Group: 2-5 Years  
Use Zone: 36' x 27'



Reverse View



\$32,520  
PS3-71401  
Age Group: 2-5 Years  
Use Zone: 30' x 33'

NEW!



Reverse View



\$41,117  
PS3-71493  
Age Group: 2-5 Years  
Use Zone: 42' x 28'

NEW!



Reverse View



Want to see an overhead view?  
See page 144.

MODEL	AGES	CAPACITY	SIZE	USE ZONE	FALL HEIGHT	EST. TIMBER COUNT	ADA
PS3-71098	2-5	30-35	26' x 19'	38' x 31'	3'	30	Yes
PS3-71401	2-5	35-40	18' x 21'	30' x 33'	3'	27	Yes

Want to see an overhead view?  
See page 144.

MODEL	AGES	CAPACITY	SIZE	USE ZONE	FALL HEIGHT	EST. TIMBER COUNT	ADA
PS3-31400-1	2-5	20-25	24' x 15'	36' x 27'	5'	34	Yes
PS3-71493	2-5	25-30	30' x 16'	42' x 28'	4'	33	Yes



# Quick Ship

Our Quick Ship Program offers six different play structures in Forest or Circus color schemes that ship within ten days excluding holidays.

**\$22,306**  
**PS3-70693**  
Age Group: 2-5 Years  
Use Zone: 32' x 22'



**\$33,101**  
**PS3-70675**  
Age Group: 2-12 Years  
Use Zone: 42' x 30'



**\$23,407**  
**PS3-31905**  
Age Group: 2-12 Years  
Use Zone: 30' x 30'



**\$23,730**  
**PS3-70645**  
Age Group: 5-12 Years  
Use Zone: 30' x 34'



**\$17,169**  
**PS3-32207**  
Age Group: 5-12 Years  
Use Zone: 30' x 30'



**\$28,175**  
**PS3-71103**  
Age Group: 5-12 Years  
Use Zone: 30' x 35'



Want to see an overhead view? See page 144.	MODEL	AGES	CAPACITY	SIZE	USE ZONE	FALL HEIGHT	EST. TIMBER COUNT	ADA
	PS3-70693	2-5	15-20	20' x 10'	32' x 22'	3'	22	Yes
	PS3-70675	2-12	35-40	30' x 18'	42' x 30'	6'	30	Yes
	PS3-31905	2-12	20-25	18' x 18'	30' x 30'	7'	25	Yes

Want to see an overhead view? See page 144.	MODEL	AGES	CAPACITY	SIZE	USE ZONE	FALL HEIGHT	EST. TIMBER COUNT	ADA
	PS3-70645	5-12	25-30	18' x 22'	30' x 34'	7'	28	Yes
	PS3-32207	5-12	15-20	18' x 18'	30' x 30'	7'	27	Yes
	PS3-71103	5-12	30-35	18' x 23'	30' x 35'	7'	30	Yes



# EARLY CHILDHOOD

Our plastic structures are the ideal choice for your littlest users. They offer *age-appropriate challenges* including steps, slides, and other fun elements in creative, compact forms. You'll love the uniqueness of these activity-driven structures.


- 62** Tot-Trek
- 64** Adventures in Growing®
- 66** Discovery Centers






Structures Modular Tot-Trek  
*endless configurations*


Start with the Tot-Trek base unit and add on different play components based on your area's size and your budget. While you can design your own, check out three sample structures to the right. Available in a primary or natural color scheme.



\$5,453  
**Single Unit**  
Structure: TFR0520XX  
Structure Size: 8' x 6'



\$10,461  
**Double Unit**  
Structure: TFR0533XX  
Structure Size: 12' x 8'



\$15,950  
**Triple Unit**  
Structure: TFR0518XX  
Structure Size: 14' x 15'



MODEL	AGES	CAPACITY	SIZE	INCLUDES
TFR0520XX	6-23 Months	5	8' x 6'	Stairs, Slide, Bubble Window, Texture Panel, Climber
TFR0533XX	6-23 Months	10	12' x 8'	Single Unit + Bridge, Climber, Stairs, Activity Panels
TFR0518XX	6-23 Months	15	14' x 15'	Double Unit + Crawl Tube, Slide, Activity Panels

 **Warning!** Installation over a hard surface such as concrete, asphalt, or packed earth may result in serious injury from falls.



Structures Adventures in Growing®  
educational and interactive

These units for children ages 6-23 months allow for exploration of texture, shapes, sound, and more! Available in a primary or natural color scheme.



\$6,810  
AIG010  
Age Group: 6-23 Months  
Use Zone: 4' x 15'

AIG010-N - Natural  
AIG010-P - Primary



\$10,345  
AIG031  
Age Group: 6-23 Months  
Use Zone: 24' x 21'

AIG031-N - Natural  
AIG031-P - Primary



\$11,265  
AIG040  
Age Group: 6-23 Months  
Use Zone: 24' x 25'

AIG040-N - Natural  
AIG040-P - Primary



MODEL	AGES	CAPACITY	SIZE	USE ZONE	INCLUDES
AIG010	6-23 Months	5-10	11' x 2½'	4' x 15'	Slide, Crawl Through Panel, Stairs
AIG031	6-23 Months	5-10	11' x 8½'	24' x 21'	Slide, Stairs, Spin & Find, Texture Climber, Bongo Panel, Texture Panel
AIG040	6-23 Months	5-10	11' x 12'	24' x 25'	Slide, Stairs, Spin and Find, Texture Climber, Bongo Panel, Texture Panel, Shape Spinners, Arch Climber, Sound Cylinder, Bead Panel

Warning! Installation over a hard surface such as concrete, asphalt, or packed earth may result in serious injury from falls.

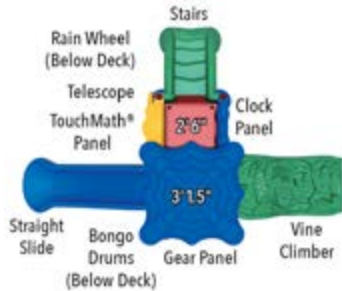


Structures Discovery Centers  
*affordable play option*

These units offer standards-based developmental and educational activities. They are easy to assemble and come with a 10-year limited warranty on upright posts and a 5-year limited warranty on plastic. Colors are shown. Mounting options available are ground spike or anchor bolt. Inquire about part numbers for each.

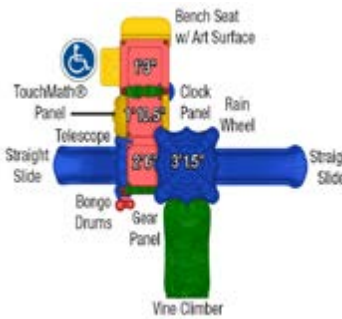
\$6,114  
Discovery Center 2

Structure: Inquire for part number  
Age Group: 2-5 Years  
Use Zone: 22' x 27'



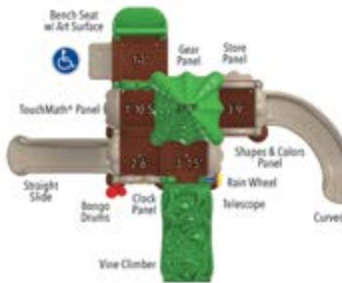
\$8,860  
Discovery Center 4

Structure: Inquire for part number  
Age Group: 2-5 Years  
Use Zone: 27' x 28'



\$10,425  
Discovery Center 5

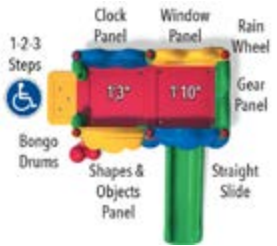
Structure: Inquire for part number  
Age Group: 2-5 Years  
Use Zone: 28' x 31'



MODEL	AGES	CAPACITY	USE ZONE	FALL HEIGHT	MOUNTING
Discovery Center 2	2-5	10-15	22' x 27'	3' 1.5"	Ground Spike or Anchor Bolt
Discovery Center 4	2-5	15-20	27' x 28'	3' 1.5"	Ground Spike or Anchor Bolt
Discovery Center 5	2-5	20-25	28' x 31'	3' 9"	Ground Spike or Anchor Bolt

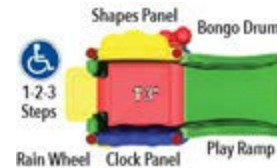
\$4,118  
Seedling

Structure: Inquire for part number  
Age Group: 6-23 Months  
Use Zone: 13' 7" x 13' 5"



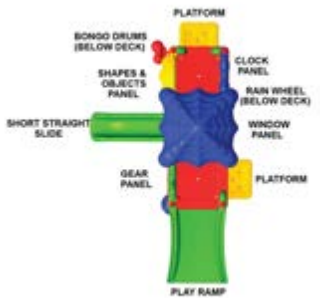
\$2,994  
Super Sprout

Structure: Inquire for part number  
Age Group: 6-23 Months  
Use Zone: 14' 2" x 10' 5"  
Meets ASTM F1487 Standards



\$5,740  
Sapling

Structure: Inquire for part number  
Age Group: 6-23 Months  
Use Zone: 14' 5" x 19' 6"



MODEL	AGES	CAPACITY	USE ZONE	FALL HEIGHT	MOUNTING
Seedling	6-23 Months	8-10	13' 7" x 13' 5"	1' 10"	Ground Spike or Anchor Bolt
Super Sprout	6-23 Months	6-8	14' 2" x 10' 5"	1' 3"	Ground Spike or Anchor Bolt
Sapling	6-23 Months	15-25	14' 5" x 19' 6"	1' 10"	Ground Spike or Anchor Bolt



# FREESTANDING PLAY

It's easy to underestimate the value of freestanding play. These products challenge a child's *physical capabilities* but also encourage *sensory, cognitive, social-emotional, and communicative* development.

- 70** Swings
- 73** Climbers
- 81** Motion
- 85** Outdoor Games
- 86** Overhead Ladders
- 87** Dramatic Play
- 89** Slides
- 90** Natural Elements
- 92** Musical Play






Single Post Swing Frame Without Shade



Single Post Swing Frame With Standard Shade



Single Post Swing Frame With Arched Shade



Arch Swing Frame

## Swings Swing Frames

### Single Post Swing Frames

Constructed from 5" (without shade) or 6½" (with shade) diameter steel, these frames feature an 8' height and are available with or without shade.

Version with shade is IPEMA Certified and ASTM F1487-17 Compliant.

#### Without Shade

Bays	Item Number	Use Zone	
1	TFR0622XX	24' x 32'	\$1,577
2	TFR0623XX	36' x 32'	\$2,815
3	TFR0624XX	47' x 32'	\$4,169
4	TFR0625XX	59' x 32'	\$5,520
Add-A-Bay	TFR0627XX	Add 11' x 32'	\$1,381

#### With Standard Shade

Bays	Item Number	Use Zone	
1	RSW23516G	24' x 32'	\$6,065
2	RSW3516G	36' x 32'	\$9,836
3	RSW46516G	47' x 32'	\$13,035
4	RSW5816G	58' x 32'	\$16,303

#### NEW! With Arched Shade [Call for Quote](#)

Bays	Item Number	Use Zone	
1	ASW25516G	24' x 32'	
2	ASW3716G	35.5' x 32'	
3	ASW48516G	47' x 32'	
4	ASW6016G	58.5' x 32'	



#### NEW! Add-On Cantilever Swing

Our Cantilever Swing is an add-on swing option for our Single Post Swing Frame Without Shade. Includes a bucket seat, fittings, and horizontal arm.

<b>Ages 6-23 Months</b> Model: EFR0150XX \$1,558	<b>Ages 24-47 Months</b> Model: EFR0148XX \$1,558
--	---

### Arch Swing Frame

Constructed from 3.5" or 5" diameter steel, these frames feature an 8' height and are for use with swing seats or tire swings.

#### For Traditional Swing Seats

Post Size	Bays	Item Number	Use Zone	
3.5"	1	TFR3501XX	24' x 32'	\$2,072
	2	TFR3502XX	36' x 32'	\$3,196
	3	TFR3503XX	48' x 32'	\$4,316
	4	TFR3504XX	58' x 32'	\$5,439
	Add-A-Bay	TFR3500XX	Add 11' x 32'	\$1,130
5"	1	EFR0116XX	24' x 32'	\$3,039
	2	EFR0117XX	36' x 32'	\$4,976
	3	EFR0118XX	48' x 32'	\$6,915
	4	EFR0119XX	58' x 32'	\$8,848
	Add-A-Bay	EFR0120XX	Add 11' x 32'	\$1,944

### Arch Swing Frame *(continued)*

#### For Tire Swings

Our tire swing frame is made from 5" steel tubing.

Bays	Item Number	Use Zone	
1	90015991XX	22' x 28'	\$3,206
2	90015992XX	22' x 44'	\$5,300
3	90015993XX	22' x 59'	\$7,393
4	90015994XX	22' x 74'	\$9,487
Add-A-Bay	90945900XX	Add 11' x 22'	\$2,102

### Standard Swing Frames

Constructed from 2 ¾" galvanized steel tubing with cast aluminum junctions, these swing frames feature an 8' or 10' height. The part numbers below are for galvanized frames. To order a powder coated frame for an upcharge, replace "XX" with "PC" in the part numbers below.



#### Bi-Pod

Available in an 8' height only.

Bays	Item Number	Use Zone	
1	90015401XX	25' x 32'	\$1,192
2	90015402XX	36' x 32'	\$1,671
3	90015403XX	47' x 32'	\$2,363
Add-A-Bay	90915400XX	Add 11' x 32'	\$768

#### Tri-Pod

Height	Bays	Item Number	Use Zone	
8'	1	90015301XX	33' x 32'	\$1,640
	2	90015302XX	45' x 32'	\$1,913
	3	90015303XX	56' x 32'	\$2,679
	Add-A-Bay	90015300XX	33' x 32'	\$773
10'	1	90015311XX	36' x 40'	\$1,311
	2	90015312XX	47' x 40'	\$2,040
	3	90015313XX	58' x 40'	\$2,856
	Add-A-Bay	90015391XX	Add 11' x 32'	\$828



#### Inclusive!

#### Inclusive Team Swing

Available in 3.5" or 5" arch swing frame and with a green or orange seat. Has an 8' height.

Seat Color	Frame	Standard	Add-A-Bay	
Green Seat	3.5"	PLD0018GRXX	PLD0019GRXX	\$7,311
	5"	PLD0021GRXX	PLD0022GRXX	\$7,794
Orange Seat	3.5"	PLD0018ORXX	PLD0019ORXX	\$7,311
	5"	PLD0021ORXX	PLD0022ORXX	\$7,794
		3.5" Add-A-Bay - \$5,540	5" Add-A-Bay - \$6,031	



Freestanding



Swings Swing Seats & Mat Accessories



See Me Swing

The See Me Swing is designed to allow adult and child to swing while face to face.

\$1,740  
Ages 6-23 Months  
Model: TFR0660XX

\$1,740  
Ages 24-47 Months  
Model: TFR0662XX



Belt Seats

Our molded belt seats feature galvanized triangle hardware and high carbon steel spring inserts to resist vandalism. Available in red, yellow, green, blue, black, and tan. Galvanized or Yellow PVC coated chain is available. **Sold as a set of two.**

Chain Type	Chain Link	Item Number	
Galvanized	8'	90015108XX	\$206
	10'	90015110XX	\$221
Yellow PVC	8'	90015208XX	\$415
	10'	90015210XX	\$494



Inclusive!

Inclusive Swing Seat Set

This seat is designed for children aged 2-5 or 5-12 who need support to maintain a seated position. Each seat comes with galvanized chain. Available in any roto-molded plastic color with a yellow or beige brace.

Ages	Item Number	
2-5	BSIS-25	\$722
5-12	BSIS-512	\$722

Add "Y" or "T" to item number to indicate brace color.

Beveled Swing or Slide Mat

Our 40" x 40" x 1 1/2" beveled swing mat is great for areas where loose fill surfacing is used to help minimize the displacement of surfacing.

Model: WM-05 \$152



NEW! Spinner Mat

This 8' octagonal mat is ideal for spinners. It features an 6-inch hole in the center.

Model: TFR0718XX \$684



Bucket Seats

Our full bucket seats feature high backs and full stainless steel inserts. These seats are available as for ages 24-47 months with 54" chain in red, yellow, green, blue, or black. **Sold as a set of two.**

Chain Type	Item Number	
Galvanized	90015130XX	\$578
Yellow PVC	90015230XX	\$422



Tire Swing Seats

Includes black, roto-molded plastic tire, galvanized chain, and hardware. Order one per swing bay. Model: TFR0612XX \$399

Climbers Ascend Rope Climbers



Ascend Tower

Ages: 5-12

\$9,624

11' Tower

Model: RC-101-ISR  
Use Zone: 27' 2" x 27' 2"  
Fall Height: 6'

\$11,014

13' Tower

Model: RC-101SR  
Use Zone: 30' 7" x 30' 7"  
Fall Height: 6'

\$15,187

15' Tower

Model: RC-102-ISR  
Use Zone: 37' 6" x 37' 6"  
Fall Height: 7'

\$15,882

19' Tower

Model: RC-102SR  
Use Zone: 44' 6" x 44' 6"  
Fall Height: 7'

\$24,695

25' Tower (shown)

Model: RC-103SR  
Use Zone: 52' 2" x 52' 2"  
Fall Height: 7'

Ascend Conquer

Ages: 5-12

\$5,995

9' Conquer

Model: RC-SM02SR  
Use Zone: 26' 5" x 26' 5"  
Fall Height: 5'

\$5,057

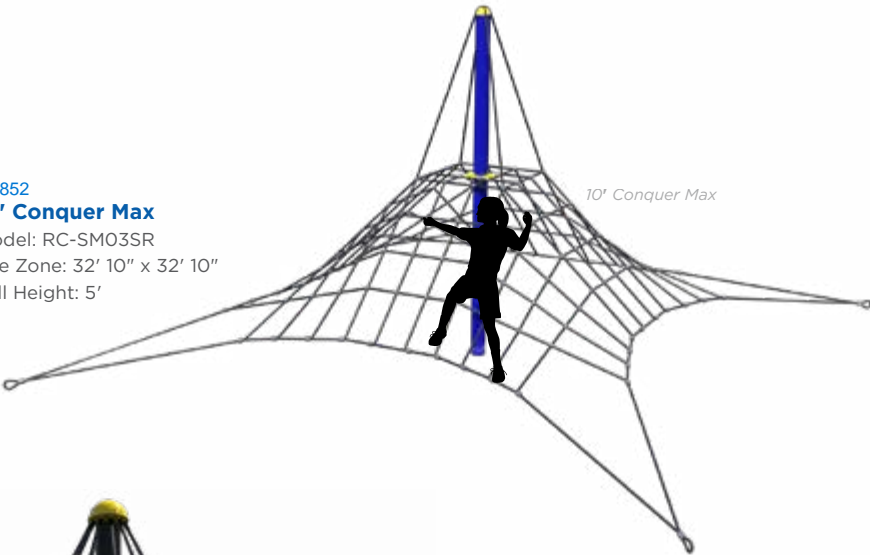
10' Conquer

Model: RC-SM01SR  
Use Zone: 26' 7" x 24' 7"  
Fall Height: 6'

\$7,852

10' Conquer Max

Model: RC-SM03SR  
Use Zone: 32' 10" x 32' 10"  
Fall Height: 5'



Ascend Web Whirl

Ages: 5-12

\$11,785

9' Web Whirl (shown)

Model: RC-1200SR  
Use Zone: 18' 7" x 18' 7"  
Fall Height: 4'

\$16,296

10' Web Whirl

Model: RC-2000-FSR  
Use Zone: 22' 10" x 22' 10"  
Fall Height: 7'

\$17,677

14' Web Whirl

Model: RC-2100-FSR  
Use Zone: 22' 10" x 22' 10"  
Fall Height: 10'



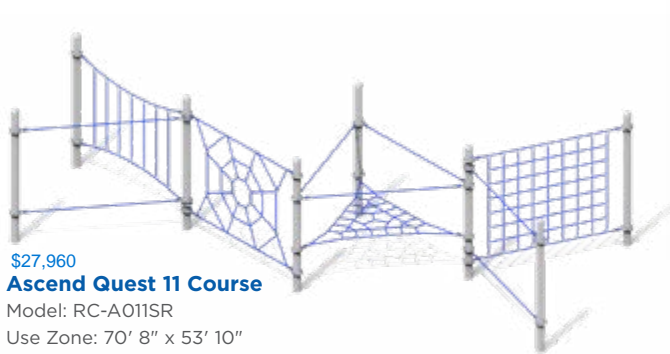


Climbers Ascend Rope Climbers

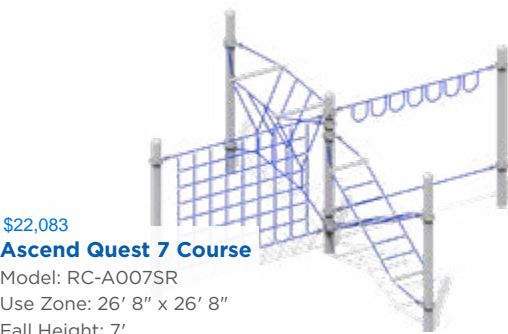
\$59,448  
**Ascend Quest 5 Course**  
Model: RC-A005SR  
Use Zone: 70' 8" x 53' 10"  
Fall Height: 7'  
Ages: 5-12



\$36,587  
**Ascend Quest 8 Course**  
Model: RC-A008SR  
Use Zone: 34' 7" x 32' 5"  
Fall Height: 7'  
Ages: 5-12

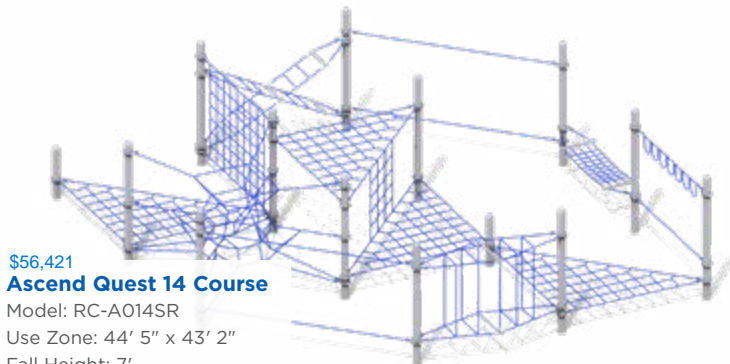


\$27,960  
**Ascend Quest 11 Course**  
Model: RC-A011SR  
Use Zone: 70' 8" x 53' 10"  
Fall Height: 7'  
Ages: 5-12



\$22,083  
**Ascend Quest 7 Course**  
Model: RC-A007SR  
Use Zone: 26' 8" x 26' 8"  
Fall Height: 7'  
Ages: 5-12

\$40,793  
**Ascend Quest 9 Course**  
Model: RC-A009SR  
Use Zone: 44' 5" x 42' 3"  
Fall Height: 7'  
Ages: 5-12



\$56,421  
**Ascend Quest 14 Course**  
Model: RC-A014SR  
Use Zone: 44' 5" x 43' 2"  
Fall Height: 7'  
Ages: 5-12



\$59,573  
**Ascend Quest 15 Course**  
Model: RC-A015SR  
Use Zone: 56' 2" x 39' 4"  
Fall Height: 7'  
Ages: 5-12

Climbers Ascend Rope Climbers




**Ascend Arch** \$17,672  
Model: RC-909SR  
Use Zone: 25' 6" x 25' 6"  
Fall Height: 6'  
Ages: 5-12



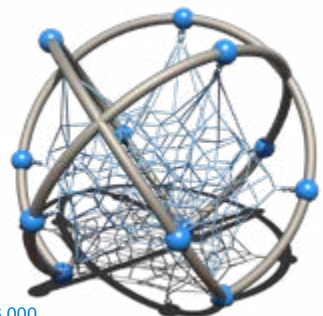
\$56,077  
**Ascend Thrill Tower with Slide**  
Model: RC-1601-2SR  
Use Zone: 45' 11" x 22' 10"  
Fall Height: 7'  
Ages: 5-12



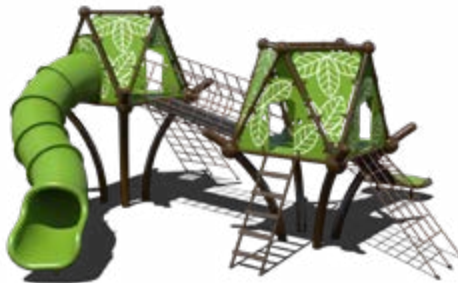
\$70,913  
**Ascend Thrill Tower**  
Model: RC-X2SR  
Use Zone: 23' 3" x 22' 11"  
Fall Height: 10'  
Ages: 5-12



\$37,430  
**Ascend Thrill X Tower**  
Model: RC-1601-1SR  
Use Zone: 22' 10" x 22' 10"  
Fall Height: 6'  
Ages: 5-12



\$36,000  
**Ascend Atom**  
Model: RC-903SR  
Use Zone: 26' 4" x 24' 9"  
Fall Height: 7'  
Ages: 5-12



\$69,031  
**Ascend Dual Treefort**  
Model: RC-NTS2001  
Use Zone: 38' 5" x 36' 9"  
Fall Height: 7'  
Ages: 5-12




\$35,324  
**Ascend Treefort**  
Model: RC-NTS1002  
Use Zone: 35' 10" x 29' 7"  
Fall Height: 7'  
Ages: 5-12



**Ascend Overlook**  
Ages: 5-12  
**With Slide** \$34,107  
Model: RC-SH102SR  
Fall Height: 7'  
Use Zone: 38' 7" x 27' 4"  
**Without Slide** \$27,857  
Model: RC-SH101SR  
Fall Height: 5'  
Use Zone: 22' 10" x 22' 10"



Climbers Ascend Rope Climbers



\$6,431  
**Ascend Triple Rope**  
Model: RC-RW1003SR  
Use Zone: 27' 9" x 25' 10"  
Fall Height: 2'  
Ages: 5-12

Ascend Hammock  
(not shown)  
RC-U001-1SR  
\$9,926



\$9,649  
**Ascend Rope Bridge**  
Model: RC-7001HSR  
Use Zone: 22' 4" x 15' 5"  
Fall Height: 3'  
Ages: 5-12



\$3,384  
**Ascend Single Rope**  
Model: RC-RW1001SR  
Use Zone: 26' 8" x 13' 6"  
Fall Height: 2'  
Ages: 5-12



\$17,729  
**Ascend Dual Rope Bridge**  
Model: RC-7002HSR  
Use Zone: 32' 2" x 15' 5"  
Fall Height: 6'  
Ages: 5-12



\$7,036  
**Ascend Quad Rope**  
Model: RC-RW1002SR  
Use Zone: 34' 5" x 20' 6"  
Fall Height: 2'  
Ages: 5-12

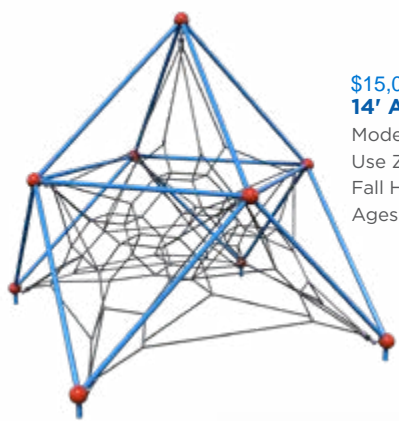


\$25,806  
**Ascend Triple Rope Bridge**  
Model: RC-7003HSR  
Use Zone: 42' x 15' 5"  
Fall Height: 6'  
Ages: 5-12

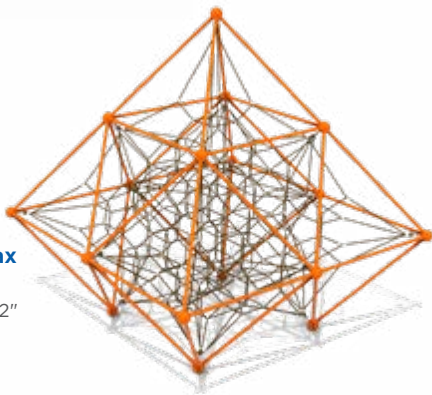
Climbers Ascend Rope Climbers



**15' Ascend Peak Max**  
Model: RC-804SR  
Use Zone: 31' x 31'  
Fall Height: 7'  
Ages: 5-12  
\$22,565



\$15,091  
**14' Ascend Peak**  
Model: RC-802SR  
Use Zone: 25' 9" x 25' 9"  
Fall Height: 8'  
Ages: 5-12



13' Ascend Peak  
(not shown)  
RC-802-1SR  
\$13,588

\$36,356  
**18' Ascend Peak Max**  
Model: RC-805SR  
Use Zone: 29' 2" x 29' 2"  
Fall Height: 6'  
Ages: 5-12



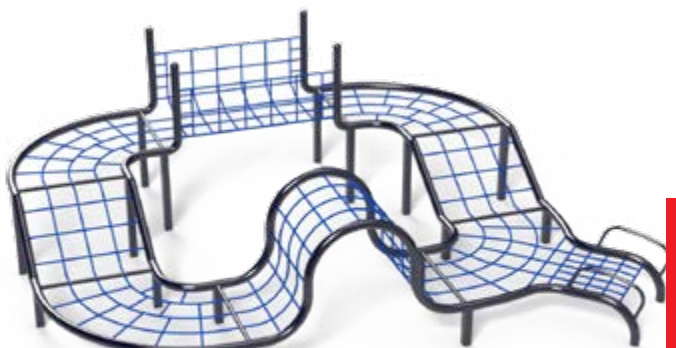
\$92,062  
**Ascend Tall Wave Track**  
Model: RC-R001SR  
Use Zone: 53' 1" x 40' 10"  
Fall Height: 7'  
Ages: 5-12



\$49,493  
**Ascend Low Wave Track**  
Model: RC-M006SR  
Use Zone: 41' 7" x 34' 10"  
Fall Height: 5'  
Ages: 5-12



\$73,879  
**Ascend Tall Loop Track**  
Model: RC-R003SR  
Use Zone: 40' 10" x 40' 10"  
Fall Height: 8'  
Ages: 5-12



**Ascend Low Loop Track** \$37,430  
Model: RC-M001SR  
Use Zone: 31' 3" x 28' 1"  
Fall Height: 5'  
Ages: 5-12



Climbers Freestanding Climbers



**NEW! Hurricane Climber**  
Use Zone: 26' x 26'  
Fall Height: 5' 6"  
Ages: 5-12  
**With Shade:** TFR0688XX **\$17,105**  
**Without Shade:** AFR0247XX **\$12,047**

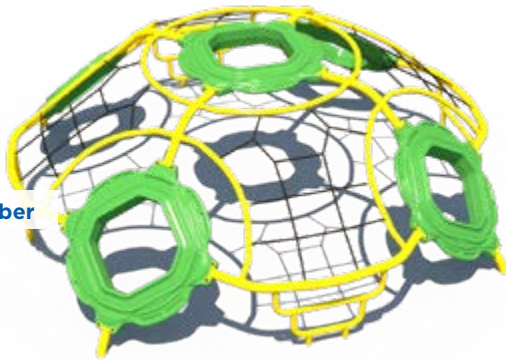
Climbers Freestanding Climbers



**NEW! Teepee Climber**  
Model: TFR0681XX  
Use Zone: 25' x 23'  
Height: 4'  
Ages: 2-5, 5-12 **\$14,277**



**\$6,775**  
**NEW! Delta Dome Climber**  
Model: TFR0673XX  
Use Zone: 27' x 27'  
Fall Height: 70"  
Ages: 5-12



**\$11,438**  
**NEW! Tetra Dome Climber**  
Model: TFR0674XX  
Use Zone: 31' 31" x 31' 3"  
Fall Height: 70"  
Ages: 5-12



**Mountain Climber**  
Ages: 5-12  
**Single** (Pictured)  
Model: TFR15831XX **\$1,718**  
Use Zone: 16' x 6'  
**Double**  
Model: TFR14201XX **\$3,782**  
Use Zone: 37' x 20'

**Zany Zipper Arch Climber**  
Model: 90007113XX  
Use Zone: 28' x 14'  
Ages: 5-12 **\$2,273**


**Chain Climbing Wall**  
Use Zone: 20' x 12'  
Ages: 5-12  
**3.5" Post** **\$1,910**  
Model: 90007103XX  
**5" Post** **\$1,902**  
Model: 90007003XX

**Camel Back Kids Climber**  
Model: 90007112XX  
Use Zone: 27' x 15'  
Ages: 5-12 **\$2,753**


**Parallel Bars**  
Model: 90000001XX  
Ages: 2-5, 5-12 **\$798**




**\$4,791**  
**Bubble Storm Climber**  
Model: AFR0158XX  
Use Zone: 22' x 22'  
Ages: 5-12



**\$8,595**  
**8-Section Bubble Wall Circle**  
Model: EFR0070XX  
Use Zone: 26' x 26'  
Ages: 5-12



**\$4,379**  
**4-Section Bubble Wall**  
Model: EFR0068XX  
Use Zone: 14' x 30'  
Ages: 5-12



**\$4,139**  
**Half Bubble Wall**  
Model: AFR0090XX  
Use Zone: 14' x 30'  
Ages: 2-5



**Hump Camel Climber**  
Use Zone: 17' x 14'  
**Single**  
Model: TFR16968XX **\$1,335**  
Ages: 5-12  
**Junior** (Pictured)  
Model: TFR16985XX **\$1,059**  
Ages: 2-5




**Fire Station Climber**  
Model: TFR05580XX  
Use Zone: 26' x 26'  
Ages: 5-12 **\$3,621**



**Vertical Spider Net Climber**  
Model: EFR0103XX  
Use Zone: 21' x 12'  
Fall Height: 9'  
Ages: 5-12 **\$5,825**



**Hex Net Climber**  
Use Zone: 20' x 19'  
Ages: 5-12  
**Standard Model:** EFR0101XX **\$4,222**  
Fall Height: 3'  
**Rise Model:** EFR0109XX **\$4,222**  
Fall Height: 4'



**Chain Link Circle**  
Model: TFR08828XX  
Use Zone: 24' x 24'  
Ages: 5-12 **\$6,154**



**Lateral Rock Wall**  
Model: RECF0043XX  
Use Zone: 21' x 13'  
Ages: 5-12 **\$5,322**



**Moon Crater**  
Model: TFR0655XX  
Use Zone: 21' x 21'  
Height: 4 1/2'  
Ages: 2-5, 5-12  
Only available in colors shown **\$3,543**



**Climb & Discover Cave**  
Use Zone: 20' x 21'  
Ages: 2-12  
**Primary Hand Holds:** **\$3,985**  
TFR0613XX  
**Natural Hand Holds:** **\$3,985**  
TFR0614XX



Climbers Freestanding Climbers



**Half Dome**  
Model: 87000024XX  
Use Zone: 27' x 20'  
Height: 10'  
Ages: 5-12 **\$8,815**

**\$9,128**  
**Mole Hill**  
Model: 87000010XX  
Use Zone: 26' x 26'  
Height: 6'  
Ages: 5-12



**\$3,569**  
**Criss Cross**  
Model: 87000034XX  
Use Zone: 25' x 16'  
Height: 6'  
Ages: 5-12



**\$1,912**  
**Tri-Pent**  
Model: 87000023XX  
Use Zone: 21' x 21'  
Height: 4'  
Ages: 5-12



**\$3,774**  
**Half Arch**  
Model: 87000014XX  
Use Zone: 26' x 20'  
Height: 5'  
Ages: 5-12




**\$13,685**  
**Mound**  
Model: 87000016XX  
Use Zone: 27' x 27'  
Height: 8'  
Ages: 5-12



**\$2,064**  
**Mini Arch**  
Model: 87000011XX  
Use Zone: 20' x 17'  
Height: 4'  
Ages: 5-12



**\$4,701**  
**Hump**  
Model: 87000020XX  
Use Zone: 24' x 24'  
Height: 2'  
Ages: 5-12



**\$1,912**  
**Tri-Hex**  
Model: 87000022XX  
Use Zone: 18' x 15'  
Height: 4'  
Ages: 5-12



**\$3,540**  
**Mini Half Dome**  
Model: 87000026XX  
Use Zone: 20' x 18'  
Height: 6'  
Ages: 5-12



**\$17,852**  
**Mountain**  
Model: 87000021XX  
Use Zone: 27' x 27'  
Height: 11'  
Ages: 5-12

Motion Spinners & Motion



**See This Product in Action**  
Visit [srpplayground.com/p/inclusive-atom-spinner](http://srpplayground.com/p/inclusive-atom-spinner)



**\$6,136**  
**Inclusive!**  
**NEW! Inclusive Atom Spinner**  
Model: TFR0659XX  
Ages: 2-5, 5-12  
Capacity: 6  
Use Zone: 9'+ Radius Recommended



**\$7,162**  
**Rota Rock**  
Model: PLD0011XX  
Use Zone: 18' x 18'  
Ages: 5-12



**\$3,837**  
**Aero Whirl**  
Model: PLD0007XX  
Use Zone: 23' x 23'  
Ages: 5-12



**\$3,417**  
**Inclusive!**  
**Gravity Bowl**  
Model: PLD0005XX  
Use Zone: 17' x 17'  
Ages: 2-12



**\$3,678**  
**Spinner**  
Model: PLD0004XX  
Use Zone: 14' x 14'  
Ages: 2-12



**\$14,224**  
**Inclusive!**  
**NEW! Sensory Roller Table**  
Model: TFR0682XX  
Use Zone: 22' 4" x 14' 8"  
Ages: 2-12



**\$10,779**  
**Orbit**  
Model: PLD0009XX  
Use Zone: 18' x 18'  
Ages: 5-12



Motion Spinners




\$12,497  
Inclusive!  
**Inclusive Orbit**  
Model: PLD0010XX  
Use Zone: 20' x 20'  
Ages: 5-12  
Designed for Wheelchair Access

Motion Spring Riders



**Clownfish Rider**  
Model: TFS0039XX  
Use Zone: 16' x 14'  
Ages: 2-5  
\$2,309



\$1,731  
**Pig Rider**  
Model: TFS0027XX  
Use Zone: 17' x 17'  
Ages: 12-23 Months, 2-5



\$1,731  
**Horse Rider**  
Model: TFS0026XX  
Use Zone: 17' x 17'  
Ages: 12-23 Months, 2-5



\$2,090  
**Cozy Pod Spinner**  
Model: TFR0638XX  
Use Zone: 22' x 22'  
Ages: 2-12  
Only available in colors shown



\$3,254  
**Hurricane Spinner**  
Model: TFR16610XX  
Use Zone: 18' x 18'  
Ages: 5-12



\$2,296  
**Tea Cup Spinner**  
Model: TFR17548XX  
Use Zone: 16' 4" x 16' 4"  
Ages: 2-12



\$1,731  
**Alligator Rider**  
Model: TFR0510XX  
Use Zone: 17' x 17'  
Ages: 2-5



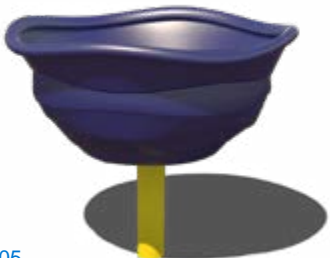
\$1,731  
**Bear Rider**  
Model: TFS0020XX  
Use Zone: 17' x 17'  
Ages: 12-23 Months, 2-5



\$1,731  
**Stegosaurus Rider**  
Model: TFS0032XX  
Use Zone: 17' x 17'  
Ages: 12-23 Months, 2-5



\$1,731  
**Lion Rider**  
Model: TFS0028XX  
Use Zone: 17' x 17'  
Ages: 12-23 Months, 2-5



\$705  
**Whirl & Twirl**  
Model: TFR0615XX  
Use Zone: 15' 7" x 15' 7"  
Ages: 5-12



\$1,530  
**Spin About**  
Model: TFR08714XX  
Use Zone: 14' x 14'  
Ages: 5-12  
Also available with sports themes



\$1,357  
**Surf Rider**  
Model: 90018002XX  
Use Zone: 14' x 17'  
Ages: 5-12



\$1,731  
**Trout Rider**  
Model: TFS0029XX  
Use Zone: 17' x 17'  
Ages: 12-23 Months, 2-5



\$2,309  
**Blue Tang Rider**  
Model: TFS0040XX  
Use Zone: 16' x 14'  
Ages: 2-5



\$900  
**Wally the Whale Rider**  
Model: 90018201XX  
Use Zone: 17' x 17'  
Ages: 2-12



\$900  
**Freddie the Frog Rider**  
Model: 90018202XX  
Use Zone: 17' x 17'  
Ages: 2-12



Motion Spring Riders & Rockers



**Moon Buggy**  
Use Zone: 17' x 17'  
Ages: 6-23 Months, 2-5  
1 Seat: TFS0036XX \$1,747  
2 Seat: TFS0031XX \$2,700



**Motorcycle Rider**  
Use Zone: 17' x 17'  
Ages: 2-5  
1 Seat: TFS0025XX \$1,731  
2 Seat: TFS0023XX \$2,250



\$2,250  
**EMS Rider**  
Model: TFS0015XX  
Use Zone: 17' x 17'  
Ages: 2-5



\$2,250  
**Fire Truck Rider**  
Model: TFS0022XX  
Use Zone: 17' x 17'  
Ages: 2-5



\$2,658  
**Police Rider**  
Model: TFS0014XX  
Use Zone: 17' x 17'  
Ages: 2-5



\$2,537  
**Rocket Rider**  
Model: TFS0037XX  
Use Zone: 17' x 17'  
Ages: 2-5



\$2,208  
**Jet Rider**  
Model: 90018316XX  
Use Zone: 17' x 17'  
Ages: 2-5



\$2,208  
**Shuttle Rider**  
Model: 90018315XX  
Use Zone: 17' x 17'  
Ages: 2-5



\$1,496  
**Retro Rocker**  
Model: 90018204XX  
Use Zone: 13' x 17'  
Ages: 2-5



\$4,528  
**NEW! 4-Seat See-Saw**  
Model: TFR0684XX  
Use Zone: 21' x 14'  
Ages: 2-5, 5-12



\$1,742  
**Classic Teeter II**  
Model: 90017009XX  
Use Zone: 22' x 13'  
Ages: 5-12

Motion & Outdoor Games Zip Line, DaisyDash™ & Sport Games



**Zip Line**  
Ages: 5-12  
**75' Length \$18,740** Model: EFR0132XX Use Zone: 105' x 22'  
**100' Length \$19,537** Model: EFR0128XX Use Zone: 128' x 22'



**Inclusive!**  
**DaisyDash™**  
Run from daisy to daisy as they light up to see how many you can touch before the clock runs out — *no power source required!*  
Model: DD1508IG \$10,350  
Dimensions: 15' dia. x 8' height  
Ages: 2-12  
Impact Attenuating Surfacing Recommended



**See This Product in Action**  
Visit [srpplayground.com/daisy-dash](http://srpplayground.com/daisy-dash)




\$2,107  
**Soccer Goals Set**  
Model: 60019202XX  
Ages: 2-5, 5-12  
Dimensions: 12' x 6' height  
Includes two goals with nets

Need replacement nets?  
Order MSC-1585XX \$463



\$863  
**Triple Toss**  
Model: TRT-10  
Ages: 2-5, 5-12  
Replacement Triple Toss TRT-03 \$447



\$368  
**Tether Ball**  
Model: 60019301XX  
Ages: 2-12  
Replacement Ball with Cord Standard Ball 60019311XX \$64  
Fireball 60019411XX \$92



Overhead Ladders Freestanding Overhead Ladders



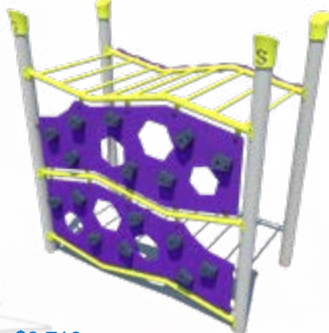
\$3,973  
**Tri-Rung**  
Model: AFR0110XX  
Use Zone: 16' x 21'  
Ages: 5-12



\$5,138  
**360° Orbital Ladder**  
Model: EFR0072XX  
Use Zone: 23' x 21'  
Ages: 5-12



**Chin Bar**  
Ages: 5-12  
1 Bar: AFR0039XX \$788  
2 Bars: AFR0122XX \$1,203  
3 Bars: AFR0124XX \$1,786



\$3,710  
**NEW! Rockface Climber**  
Model: TFR0664XX  
Use Zone: 21' x 17'  
Ages: 5-12



\$4,045  
**Trapeze Ring**  
Model: AFR0098XX  
Use Zone: 16' x 21'  
Ages: 5-12



\$4,324  
**Over Under**  
Model: AFR0165XX  
Use Zone: 21' x 18'  
Ages: 5-12



\$4,071  
**10' Track Glide**  
Model: AFR0118XX  
Use Zone: 16' x 21'  
Ages: 5-12



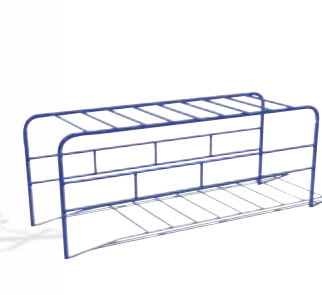
\$4,222  
**Three Wheel Swinger**  
Model: AFR0116XX  
Use Zone: 16' x 21'  
Ages: 5-12



\$4,021  
**Loop Rung**  
Model: AFR0104XX  
Use Zone: 16' x 21'  
Ages: 5-12



\$3,012  
**Wavy Rung**  
Model: AFR0114XX  
Use Zone: 16' x 21'  
Ages: 5-12



\$2,204  
**ADA Horizontal Ladder**  
Model: TFR16928XX  
Use Zone: 23' x 16'  
Ages: 5-12



\$1,421  
**Jr. Horizontal Ladder**  
Model: 90009000XX  
Use Zone: 24' x 15'  
Ages: 5-12

Dramatic Play Play Vehicles



**Metro Fire Truck**  
Spring Mounted Model: 46514\*  
Post Mounted Model: 49220  
Ages: 2-5  
\*Use Zone: 20' x 16' \$8,549



**Cozy Camper**  
Model: DRM00059XX  
Ages: 2-5, 5-12  
Clearance Zone: 26' x 19'  
Call for Quote



**NEW! Ambulance**  
Spring Mounted: 46520 \$11,288  
Post Mounted: 47507 \$10,593  
Ages: 2-5  
Use Zone: 20' x 16'



\$6,392  
**NEW! Off-Road Military Vehicle**  
Model: RECF0032XX  
Ages: 2-12  
Clearance Zone: 16' x 12'



\$8,083  
**Off-Road Truck**  
Model: 49222  
Ages: 2-5  
Clearance Zone: 16' x 11'



\$8,148  
**Safari Off-Road Vehicle**  
Model: TFR0541XX  
Dimensions: 8' x 4' x 4 ¾'  
Ages: 2-12



**School Bus**  
Spring Mounted: 46515\*  
Post Mounted: 49221  
Ages: 2-5  
\*Use Zone: 20' x 16'  
Call for Quote



**NEW! Rescue Boat**  
Model: RECF0049XX  
Ages: 2-12  
Clearance Zone: 25' x 17'  
Call for Quote



**Tiny Tug**  
Model: DRM00042XX  
Ages: 2-5  
Clearance Zone: 17' x 13'  
Call for Quote

**What's the difference between a use zone and a clearance zone?** A use, or safety, zone is the amount of required clear space around play equipment. A clearance zone is the suggested amount of clear space when no use zone is required.



Dramatic Play Trike Track & Accessories



**Deluxe Gas Station Façade**  
Model: PS3-26835  
Ages: 2-5, 5-12  
**\$5,408**



**\$5,451 Trike Track**  
Model: PS3-28227  
Includes: Freestanding Gas Station Façade, Freestanding Store Front, a pair of Talk Tubes, and your choice of three Traffic Signs  
*Rubber track and Ground Level Arch Bridge not included.*



**\$1,597 Standard Gas Station Façade**  
Model: 90000004XX  
Ages: 2-5, 5-12



**\$6,361 Ground Level Arch Bridge**  
Model: AFR0008XX  
Ages: 2-12



**Talk Tube**  
Ages: 2-5, 5-12  
Mount: In-ground  
**3.5" Post: TFR04700XX \$604**  
**5" Post: TFR04699XX \$690**

Traffic Signs



**\$368 Railroad Crossing**  
Model: TFR12150XX  
Size: 24" x 24"



**\$530 Traffic Light**  
Model: TFR16072XX  
Size: 10" x 32"



**\$368 Stop**  
Model: TFR08297XX  
Size: 24" x 24"



**\$368 Yield**  
Model: TFR09022XX  
Size: 24¼" x 24¼"



**\$368 No Parking**  
Model: TFR12151XX  
Size: 20" x 24"

Slides Freestanding Slides

Slides provide healthy physical challenges and promote balance and coordination.



**\$7,318 90° Curve Slide**  
Model: AFR0216XX  
Use Zone: 18' x 24'  
Height: 3'  
Ages: 2-5



**\$9,903 Double Curve Slide**  
Model: AFR0220XX  
Use Zone: 19' x 29'  
Height: 5'  
Ages: 5-12



**\$10,677 Open Spiral Slide**  
Model: AFR0243XX  
Use Zone: 18' x 25'  
Height: 6'  
Ages: 5-12



Double Straight Slide

Double Straight Slide

Ages: 2-5, 5-12 (Depending on the Deck Height Chosen)

Deck Height	Item Number	Use Zone	
3'	AFR0221XX	17' x 24'	<b>\$8,000</b>
4'	AFR0222XX	17' x 27'	<b>\$8,381</b>
5'	AFR0223XX	17' x 28'	<b>\$9,932</b>
6'	AFR0224XX	17' x 29'	<b>\$11,047</b>



Right Curve Slide

Right & Left Curve Slide

Ages: 2-5

Deck Height	Curves To	Item Number	Use Zone	
4'	Left	AFR0217XX	18' x 28'	<b>\$7,460</b>
	Right	AFR0218XX	18' x 28'	<b>\$7,460</b>



Straight Chute Slide

Straight Slide

Ages: 2-5, 5-12 (Depending on the Deck Height Chosen)

Deck Height	Item Number	Use Zone	
3'	AFR0211XX	16' x 24'	<b>\$7,181</b>
4'	AFR0212XX	16' x 27'	<b>\$7,519</b>
5'	AFR0213XX	16' x 29'	<b>\$9,301</b>
6'	AFR0214XX	16' x 30'	<b>\$10,531</b>



Natural Elements
Nature-Inspired Play

These climbers are made from durable glass fiber reinforced concrete.

A. Large Climbing Boulder

Use Zone: 19'7" x 17'5"
Height: 8'
Ages: 5-12
Granite: GRN-LG \$20,424
Sandstone: SND-LG \$20,605



B. Small Climbing Boulder

Use Zone: 18'1" x 17'7"
Height: 3'
Ages: 2-5, 5-12
Granite: GRN-SM \$5,034
Sandstone: SND-SM \$5,301



C. Pike's Peak

Model: UP503 \$6,372
Height: 3'
Ages: 5-12
Includes: Small Granite Boulder and V Ladder Net



D. Medium Climbing Boulder

Use Zone: 18'6" x 17'
Height: 5'
Ages: 2-5, 5-12
Granite: GRN-MD \$11,401
Sandstone: SND-MD \$12,681



E. Spider Mountain

Model: UP502 \$18,208
Height: 6'
Ages: 5-12
Includes: Medium Granite Boulder, Log Post, and Spider Web Net



F. Stepping Turtles

Model: SST \$1,587
Space Required: 13' x 10'
Ages: 2-5, 5-12
Includes: 5 Steps



G. Half Log Beam

4': 4HL \$2,118
6': 6HL \$2,647
Ages: 2-5, 5-12



H. Tree Slices

Model: 5TSL \$1,587
Space Required: 13' 9" x 21' 7"
Ages: 2-5, 5-12
Includes: 2 Small and 3 Large Steps



Natural Elements & Balance Nature-Inspired Play & Balance



Log Bench
4': 4LB (shown) \$2,383
6': 6LB \$3,179

Tree Stumps
Ages: 2-5, 5-12
With Moss:
12": TFR0645XX \$2,068
20": TFR0646XX \$2,497
28": TFR0647XX \$2,709
36": TFR0648XX \$2,701



Standard:
12": TFR0649XX \$1,934
20": TFR0650XX \$2,362
28": TFR0651XX \$2,573
36": TFR0652XX \$2,688



Log Tunnel
4': 4LT (shown)
6': 6LT
Ages: 2-5, 5-12



\$2,647
Stepping Boulders
Model: UP501
Space Required: 13' 11" x 20'
Ages: 5-12
Includes: 2 Small and 1 Large Boulder



Rubber Mushrooms
Top Diameter: 18"
Ages: 2-5, 5-12
11.5" Height: MS-02XX \$505
15.5" Height: MS-03XX \$535
19.5" Height: MS-04XX \$577



NEW! Play Spheres

Style	Size	Item Number	
Half	14"	TFR0704XX	\$379
	20"	TFR0706XX	\$560
	28"	TFR0708XX	\$911
Full	14"	TFR0705XX	\$532
	20"	TFR0707XX	\$892
	28"	TFR0709XX	\$1,590



Balance Beam

Ages: 2-5 (>12" Install Height), 5-12 (>16" Install Height)

Style	Length	Use Zone	Item Number	
Zig-Zag	9.75'	15' x 22'	90021016XX	\$546
		13' x 18'	90021006XX	\$435
Straight	8'	13' x 20'	90021008XX	\$470



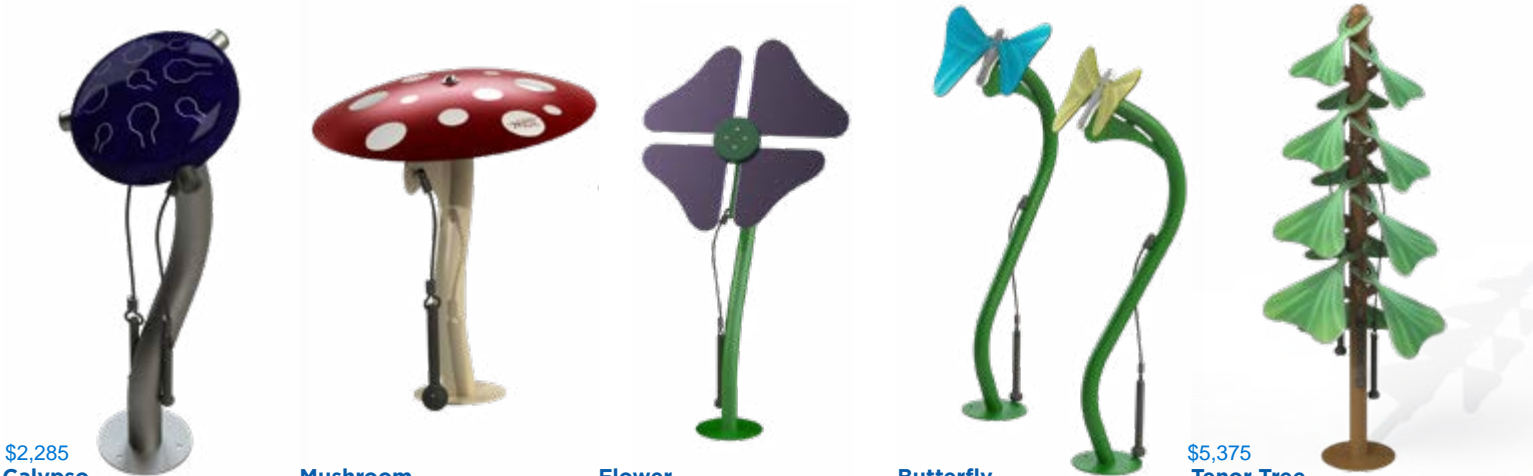
Lily Pad Walk

Ages: 2-5, 5-12

Number of Pads	Use Zone	Item Number	
1	N/A	TFR14881XX	\$300
3	15' x 12'	90021200XX	\$711
5	15' x 18'	90021100XX	\$1,174



Music Play Musical Instruments



**\$2,285**  
**Calypso**  
Model: CPSO-#-IG-SRP  
Green (G) or Gray (S) Posts

**Mushroom**  
Model: MUSH-#-IG-SRP  
Available in three sizes  
**Large \$2,050**  
**Medium \$2,050**  
**Small \$1,995**

**Flower**  
Model: FWR-#-IG-SRP  
Each flower sold separately  
*Toddler Size Also Available*  
**Indigo \$1,355**  
**Yellow \$1,355**  
**Orange \$1,255**  
**Turquoise \$1,255**

**Butterfly**  
Model: BFLY-#-IG-SRP  
Each butterfly sold separately  
*Toddler Size Also Available*  
**Yellow \$1,149**  
**Turquoise \$1,149**  
**Orange \$1,199**  
**Indigo \$1,199**

**\$5,375**  
**Tenor Tree**  
Model: TREE-IG-SRP




**\$5,249**  
**Imbarimba**  
Model: IMBA-IG-REC-SRP  
Includes: In-Ground Mount Kit, Recycled Post

**\$3,655**  
**Tuned Drums**  
Model: TD-IG-IN-SRP  
Includes: In-Ground Mount Kit

**\$4,275**  
**Duet**  
Model: DUET-IG-REC-SRP  
Includes: In-Ground Mount Kit, Recycled Post

**\$4,949**  
**Harp**  
Model: HRP-IG-SRP  
Includes: In-Ground/Surface Mount Kit



**\$5,375**  
**Manta Ray**  
Model: MRAY-IG-SRP  
Includes: Surface/In-Ground Mounting

**\$2,049**  
**Rhythm**  
Model: RHYT-IG-REC-SRP  
Includes: In-Ground Mount Kit, Recycled Post

**\$6,470**  
**Contrabass Chimes**  
Model: CCH-IG-SRP  
Includes: In-Ground Mount Kit

**\$6,450**  
**Swirl**  
Model: SWRL-IG-REC-SRP  
Includes: In-Ground Mount Kit, Recycled Post

Music Play Musical Instruments

+ Other post and mounting options are available for modern instruments. Ask your representative for more information.




**\$2,999**  
**Piper**  
Model: PIPR-IG-REC-SRP  
Includes: In-Ground Mount Kit, Recycled Post

**\$5,299**  
**Pegasus**  
Model: PEG-IG-REC-SRP  
Includes: In-Ground Mount Kit, Recycled Post

**\$2,049**  
**Melody**  
Model: MELD-IG-REC-SRP  
Includes: In-Ground Mount Kit, Recycled Post

**\$2,245**  
**Aria**  
Model: ARIA-IG-REC-SRP  
Includes: In-Ground Mount Kit, Recycled Post



**\$2,999**  
**Merry**  
Model: MERY-IG-REC-SRP  
Includes: In-Ground Mount Kit, Recycled Post

**\$3,655**  
**Griffin**  
Model: GRIF-IG-REC-SRP  
Includes: In-Ground Mount Kit, Recycled Post

**\$4,249**  
**Pagoda Bells**  
Model: PBEL-IG-REC-SRP  
Includes: In-Ground Mount Kit, Recycled Post

**\$5,875**  
**Serenade**  
Model: SRND-SM-STL-SRP  
Includes: Surface Mount Kit, Steel Post  
**Song Sheets \$175**  
Model: SRND-SHEET-PKG-1-SRP



**\$3,425**  
**Lily Pad Cymbals**  
Model: LPAD-G-IG-REC-SRP  
Includes: In-Ground Mount Kit, Recycled Post, Green Lily Pads

**\$4,3000**  
**Lady Bug Drum**  
Model: 77149

**\$901**  
**Glockenspiel**  
Model: 77131-IG  
Includes: In-Ground Mount  
*Extra mallets (77003) also available* **\$22**

**\$1,358**  
**Single Post Bongos**  
Model: 77136-IG  
Includes: In-Ground Mount



# PLAY COMPONENTS

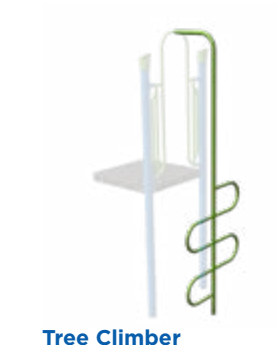

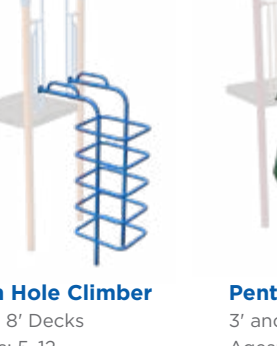
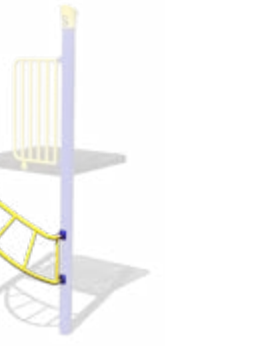

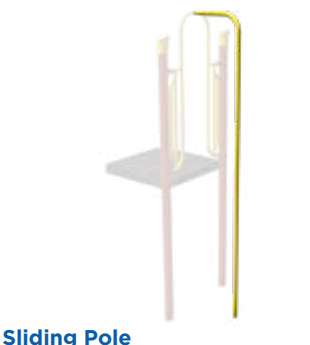


This section of *play components* features all the parts and pieces that make up one of our steel playground structures. Pick and choose your structure *must-haves*.

- 96** Climbers
- 99** Motion, Bridges, & Connectors
- 102** Active
- 103** Overhead Events
- 104** Slides
- 106** Activity Panels
- 110** Decks
- 111** Stairs & Ramps
- 112** Roofs & Modular Shades





Components Climbers





Components Climbers




**Bubble Wall**  
Up to 4' Decks  
Ages: 2-5, 5-12



**Panel Ladder**  
16", 18" & 2' to 4' Decks  
Ages: 2-5, 5-12



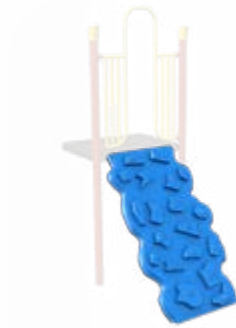
**Rock Wall**  
2' to 8' Decks  
Ages: 2-5, 5-12



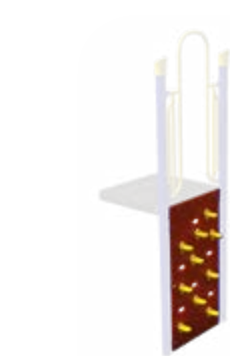
**Spiral Climber**  
2' to 8' Decks  
Ages: 2-5, 5-12



**Bedrock Climber**  
3' and 4' Decks Only  
Ages: 2-5, 5-12




**Education Climber**  
4' and 5' Decks Only  
Ages: 2-5, 5-12



**Concentration Climber**  
2' to 8' Decks  
Ages: 2-5, 5-12



**Chain Link Climber**  
4' and 5' Decks Only  
Ages: 2-5, 5-12



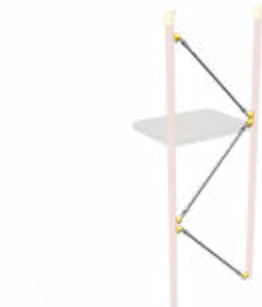
**PVC Cargo Net Climber**  
2' to 5' Decks  
Ages: 2-5, 5-12



**Net Climber**  
4' to 8' Decks  
Ages: 2-5, 5-12  
Netting Only Available in Black



**Hex Net Climber**  
4' to 6' Decks  
Ages: 2-5, 5-12  
Netting Only Available in Black

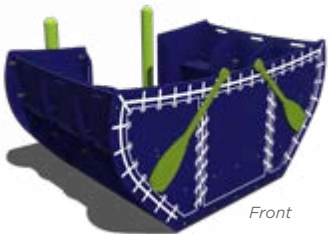


**Single Strand Net**  
Ages: 5-12  
Post to Post Connection  
Netting Only Available in Black

Components Motion, Bridges & Connectors




**Rockin' Glide**  
Ages: 2-5, 5-12  
Features:  
• Inclusive design  
• Seating for 6 plus one mobility device  
• Mobility device turning space is ADA compliant per 304.3.1 Circular Space  
• Glides back and forth  
• Attaches to a play structure hexagon deck  
• Deck height range is 18" to 24"  
• Canoe design with custom options available  
• Choose your own colors



**Vertical Spider Net Bridge**  
Ages: 5-12  
Decks: Up to 4'  
Netting Only Available in Black



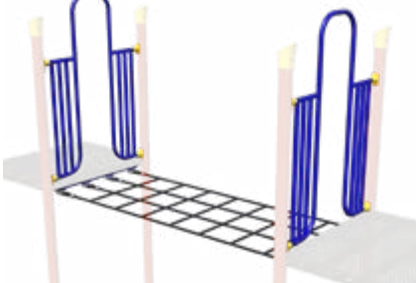
**Hex Net Bridge**  
Ages: 5-12  
Decks: Equal Height Up to 4'  
Length: 8'  
Optional Elevation Change: 1', 2', and 3'  
Netting Only Available in Black



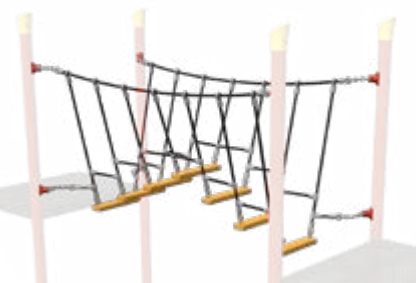
**V-Net Bridge**  
Ages: 5-12  
Decks: Equal Height Up to 4'  
Length: 8'  
Netting Only Available in Black



**Circular Net Bridge**  
Ages: 5-12  
Decks: Equal Height Up to 4'  
Length: 8'  
Netting Only Available in Black



**Cargo Net Bridge**  
Ages: 5-12  
Decks: Equal Height Up to 4'  
Length: 8'  
Optional Elevation Change: 1', 2', and 3'  
Netting Only Available in Black



**Catwalk Net Bridge**  
Ages: 5-12  
Decks: Equal Height Up to 4'  
Length: 8'  
Netting Only Available in Black



Components Bridges & Connectors



**Deck-to-Deck Delta Arch Climber**  
Ages: 5-12  
Decks: 2' to 6' of Equal Height  
Length: 8' or 12'



**NEW! Spiral Tetra Deck-to-Deck**  
Ages: 5-12  
Decks: 1' to 4' Heights  
Length: 8'



**Lily Pad Bridge**  
Ages: 5-12  
Decks: 1' to 4' Heights  
Length: 8'




**Lily Pad Weave**  
Ages: 5-12  
Decks: 2' to 3' Heights  
Length: 8'



**Squiggle Walk Bridge**  
Ages: 5-12  
Decks: 1' to 2 1/2' Heights  
Length: 8'




**Mountain Climber**  
Ages: 5-12  
Decks: Unequal Height (2' Elevation)  
Length: 8'




**Inclined 2' Bubble Tunnel**  
Ages: 2-12  
Decks: Unequal Height  
Length: 4'



**NEW! Funnel Bridge with Mesh Barriers**  
Ages: 2-12  
Decks: 2' to 8' Heights  
Length: 8'



**NEW! Funnel Bridge with HDPE Barriers**  
Ages: 2-12  
Decks: 2' to 8' Heights  
Length: 8'



**Challenge Bridge**  
Ages: 5-12  
Decks: 2' to 2 1/2' Heights  
Length: 8'




**90° Bridge**  
Ages: 2-12  
Decks: 2' to 8' Heights




**Suspension Bridge**  
Ages: 2-12  
Decks: 2' to 8' Heights  
Length: 8'



**Arch Bridge with Pipe Rails**  
Ages: 2-12  
Decks: 2' to 8' Heights  
Length: 8'  
Available with or without overhead ladder




**Arch Bridge**  
Ages: 2-12  
Decks: 2' to 8' Heights  
Length: 8'




**Chain Link Climber**  
Ages: 5-12  
Decks: Unequal Height (36" and 48")  
Length: 11'



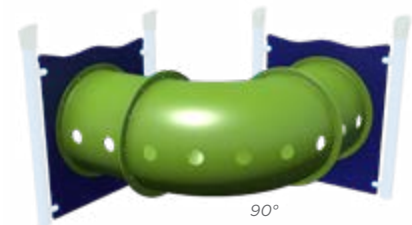
**Arch Bridge Transition**  
Ages: 2-12  
Decks: Unequal Height (1' Elevation)  
Length: 4'




**Straight Crawl Tunnel**  
4', 6', and 8' Lengths  
Ages: 2-5, 5-12  
Available for 5" Posts with 48" Decks  
or 3.5" Posts with 46.5" Decks



**Inclined Crawl Tunnel**  
12" and 24" Incline  
Ages: 2-5, 5-12  
Decks: Unequal Height  
Available for 5" Posts with 48" Decks  
or 3.5" Posts with 46.5" Decks



**Curved Crawl Tunnel**  
60°, 90°, and 180° Curve Degrees  
Ages: 2-5, 5-12  
Available for 5" Posts with 48" Decks  
or 3.5" Posts with 46.5" Decks



**Wavy Crawl Tunnel**  
Ages: 2-5, 5-12  
Length: 8'  
Available for 5" Posts with 48" Decks  
or 3.5" Posts with 46.5" Decks



**Zig-Zag Crawl Tunnel**  
Left or Right Zig-Zag  
Ages: 2-5, 5-12  
Decks: Equal Height Offset by 24"  
Available for 5" Posts with 48" Decks  
or 3.5" Posts with 46.5" Decks



Components Active Components



**Wave Spinner**  
Ages: 5-12

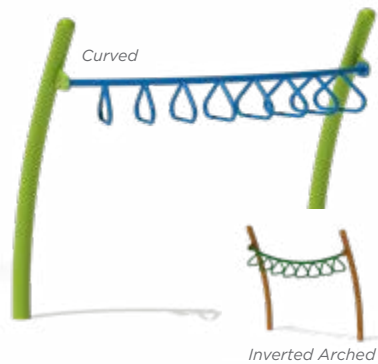


**Sonic Spinner**  
On-Deck, Post-to-Post  
Ages: 5-12

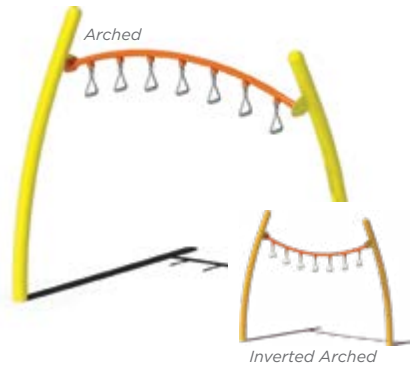
**Curved Wheel Swinger**  
Ages: 5-12



**Snake Walk**  
Ages: 5-12  
Length: 8'



**Tri-Rung Ladder**  
Arched, Inverted Arched, Curved  
Ages: 5-12



**Trapeze Ring**  
Arched, Inverted Arched, Curved  
Ages: 5-12



**Rail Glide**  
Ages: 5-12

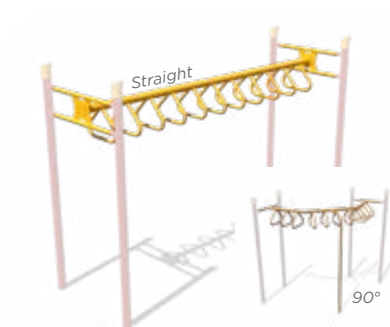


**Climbing Wall**  
Straight, Curved  
Ages: 5-12

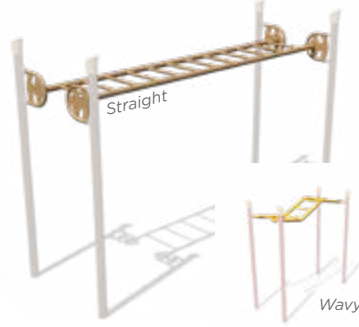


**Curved Corner Trapeze Ring**  
Ages: 5-12

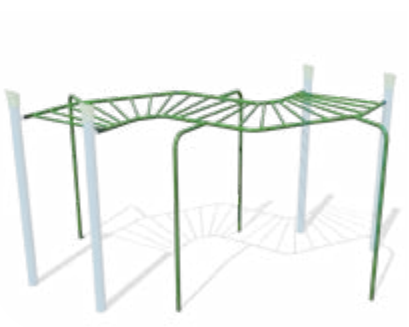
Components Overhead Events



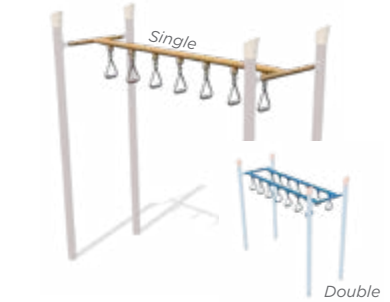
**Tri-Rung**  
Straight, Zig-Zag, Wavy, 90°, Arched  
8' or 12' (Straight Only) Length  
Ages: 5-12



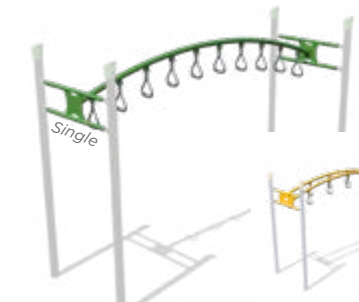
**Rung**  
Straight, Zig-Zag, Wavy, 90°, Arched  
8' or 12' (Straight Only) Length  
Ages: 5-12




**Offset Straight Rung**  
14' Length  
Ages: 5-12



**Single & Double Trapeze Ring**  
Straight and 90° (Single Only)  
8' Length  
Ages: 5-12



**Single & Double Arched Trapeze Ring**  
12' Length  
Ages: 5-12



**Single & Double Parallel Bar**  
8' Length  
Ages: 5-12



**Loop Rung**  
Straight, 90°  
8' Length  
Ages: 5-12



**Wavy Deep Rung**  
8' Length  
Ages: 5-12



**3-Wheel Swinger**  
8' Length  
Ages: 5-12



**270° Circle Ring**  
Ages: 5-12



**360° Orbital**  
8' Length  
Ages: 5-12



**Over Under**  
8' Length  
Ages: 5-12




Components Slides



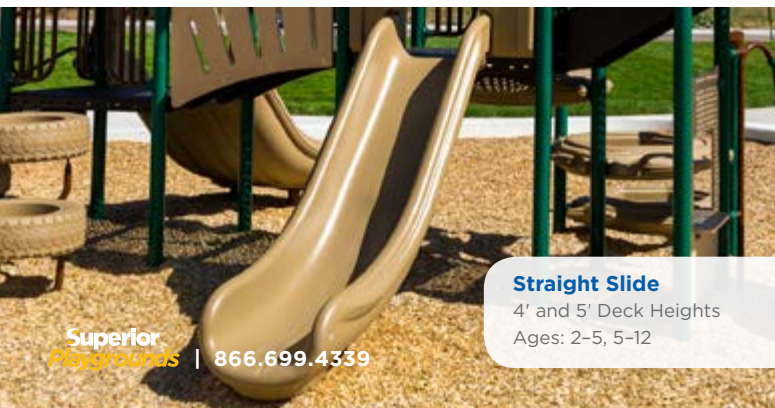
**90° Curve Slide**  
3' Deck Height  
Ages: 2-5, 5-12



**Single Chute Slide**  
2' to 8' Deck Heights  
Multiple Configurations Available  
Ages: 2-5, 5-12



**Open Spiral Slide**  
6' Deck Height  
Ages: 5-12



**Straight Slide**  
4' and 5' Deck Heights  
Ages: 2-5, 5-12



**Wave Slide**  
3' and 6' Deck Heights  
Ages: 2-5, 5-12



**Double Slide**  
3' to 7' Deck Heights  
Ages: 2-5, 5-12  
*5' Double Curve Slide Also Available*



**Curve Slide**  
4' Deck Height Available for Left and Right Configuration  
5' Deck Height only Available for Right Configuration  
Ages: 2-5, 5-12



**Alpine Thunder Slide**  
6' Deck Height  
Ages: 5-12  
Only Available in Red, Yellow, Blue, Green, and Tan



**NEW! Roller Slide**  
5' Deck Height  
Ages: 2-12



**Tri-Chute Slide**  
4' to 8' Deck Heights  
Multiple Configurations Available  
Ages: 2-5, 5-12



**Spiral Chute Slide**  
8' Deck Height  
Ages: 5-12



**Snake Chute Slide**  
6' to 8' Deck Heights  
Left and Right Configurations  
Ages: 5-12



**Double Entry Chute Slide**  
4' to 8' Deck Heights  
Multiple Configurations Available  
Ages: 2-5, 5-12



**Over and Under Chute Slide**  
8' Deck Height  
Multiple Configurations Available  
Ages: 5-12



**Straight Tube Slide**  
2' to 8' Deck Heights  
Ages: 2-5, 5-12



**90° Turn Tube Slide**  
2' to 8' Deck Heights  
Left and Right Configurations  
Ages: 2-5, 5-12  
Available for 5" Posts with 48" Decks or 3.5" Posts with 46.5" Decks



**Zig-Zag Tube Slide**  
4' to 8' Deck Heights  
Left and Right Configurations  
Ages: 2-5, 5-12  
Available for 5" Posts with 48" Decks or 3.5" Posts with 46.5" Decks




**Spiral Tube Slide**  
6' to 8' Deck Heights  
Ages: 5-12  
Available for 5" Posts with 48" Decks or 3.5" Posts with 46.5" Decks



Components Ground-Based & Standard Activity Panels




Half Maze Panel  
Ages: 2-12  
Ground-Level Only



Half Gear Panel  
Ages: 2-12  
Ground-Level Only



Starburst Panel  
Ages: 2-12



Puppet Panel  
Ages: 2-12  
Ground-Level Recommended



Frog Crawl Through Panel  
Ages: 2-12  
Ground-Level Only



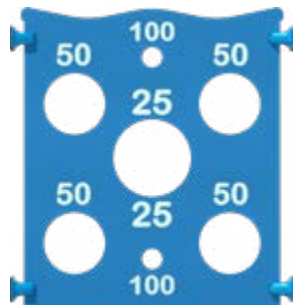
Crawl Through Panel  
Ages: 2-12  
Ground-Level Only



Gear Panel  
Ages: 2-12



Kitchen Panel  
Ages: 2-5  
Ground-Level Recommended



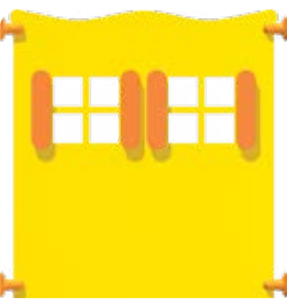
Ball Toss Panel  
Ages: 2-12  
Ground-Level Only



Window with Seat Panel  
Ages: 2-5  
Ground-Level Recommended



Store Front Panel  
Ages: 2-12  
Ground-Level Only



Window Panel  
Ages: 2-5  
Ground-Level Recommended




Monkey Panel  
Ages: 2-12



Snake Panel  
Ages: 2-12



Slotted Panel  
Ages: 2-12



Geo Panel  
Ages: 2-5



Alpha Panel  
Ages: 2-5



Braille Panel  
Ages: 5-12



Toucan Panel  
Ages: 2-12



Butterfly Panel  
Ages: 2-12



Solar System Panel  
Ages: 2-12



Animal Maze Finger Panel  
Ages: 5-12




State Panel  
Ages: 2-12  
Available for All States



English to Spanish Panel  
Ages: 2-12



Components Activity Panels & Barriers



Airplane Panel  
Ages: 2-12



Race Car Panel  
Ages: 2-12



Honeybee Panel  
Ages: 2-12



Tic-Tac-Toe  
Baseball Panel  
Ages: 2-12




United States Map Panel  
Ages: 2-12



Clock/Sign Language Panel  
Ages: 2-12



Fire Truck Engine Panel  
Ages: 2-12



Jump Panel  
Ages: 5-12



Wonders of The World  
Finger Maze Panel  
Ages: 5-12



Alien Maze Panel  
Ages: 2-5



Piano Panel  
Ages: 2-12




Bubble Panel  
Ages: 2-12



Counting Panel  
Ages: 2-12



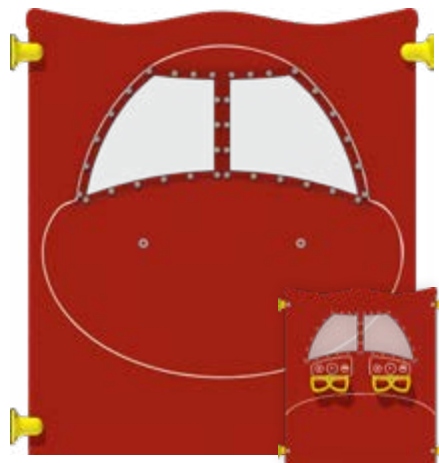
Nature Panel  
Ages: 2-12



Driving Panel  
Ages: 2-12



Pipe Wall  
Ages: 2-12  
With or Without Wheel



Spaceship Panel  
Ages: 2-12



Custom Panels  
Your design on a panel!



Pirate Hide & Seek  
Ages: 2-12  
5 Panel Set



Din-O-Find Hide & Seek  
Ages: 2-12  
4 Panel Set



Transportation Hide & Seek  
Ages: 2-12  
5 Panel Set



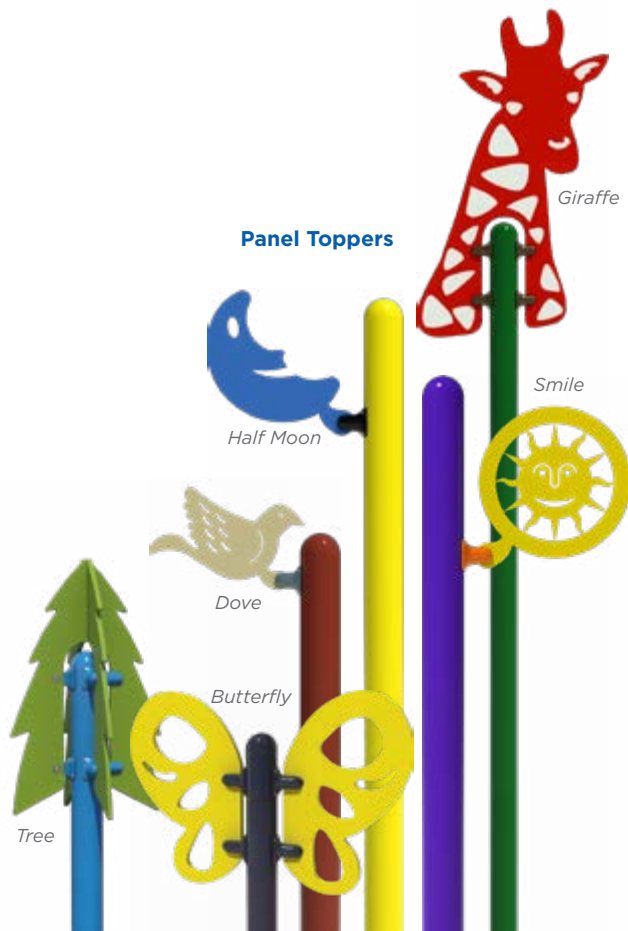
Monster Hide & Seek  
Ages: 2-12  
5 Panel Set



Components Panel Accessories & Decks



**Below Deck Bench**  
Ages: 2-12



**Panel Toppers**

*Giraffe*

*Smile*

*Half Moon*

*Dove*

*Butterfly*

*Tree*

Components Stairs & Ramps




**ADA Transition Station**  
Available for 3.5" and 5" posts  
3' and 4' deck heights  
Left and right configurations




**Single Step**  
Available for 3.5" and 5" posts  
12" to 16" deck heights  
Available with our without D-Handles




**Diagonal Deck**  
Available for 3.5" and 5" posts



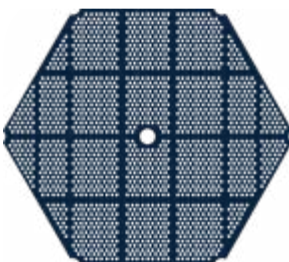
**Half Hex Deck**  
Available for 3.5" and 5" posts




**Sun Deck**  
Available for 3.5" and 5" posts  
Not available for 46.5" openings  
Includes Gate or Gate and Steering Wheel




**Rectangle Deck**  
Available for 3.5" posts




**Hex Deck**  
Available for 3.5" and 5" posts



**Square Deck**  
Available for 3.5" and 5" posts



**Triangle Deck**  
Available for 3.5" and 5" posts



**Tower Deck**  
Available for 5" posts



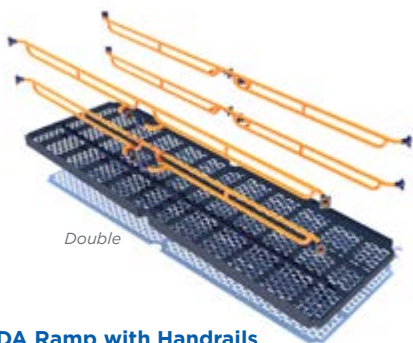
**Ground-to-Deck Stairs**  
Available for 3.5" and 5" posts  
2', 3', 4', 5', 6', and 8' deck heights



**Deck-to-Deck ADA Transition Stair**  
Available for 3.5" and 5" posts  
12", 16", 24", and 36" elevation change



**Deck-to-Deck Transition Stair**  
Available for 3.5" and 5" posts  
21" and 33" incline




**ADA Ramp with Handrails**  
Available for 5" posts  
6' or 12' length  
Available as single or double (pictured) width




**ADA Ramp with Barriers**  
Available for 5" posts  
6' or 12' length  
Available as single or double (pictured) width



Components Roto-Molded Plastic Roofs



Components Modular Shades





# COMPLETE YOUR SPACE

We make it easy to furnish your *entire outdoor space* with our selection of shade, shelter, site amenity, dog park, and surfacing products.

- 116** Dog Park
- 118** Fitness
- 122** Site Amenities & Bleachers
- 123** Shade & Shelter
- 124** Surfacing, Timbers, & Safety Signs





Complete Your Space Dog Play



\$515  
**Over and Under**  
Model: RECF0012XX



\$1,025  
**Hurdle Jump**  
Model: RECF0007XX  
Sold as a set of 4



\$2,019  
**Camel Hump Climber**  
Model: RECF0001XX



\$2,566  
**Home Sweet Home**  
Model: RECF0010XX

SAVE MONEY WITH  
*dog park packages!*  
visit our website at  
[srpsiteamenities.com/dog-park](http://srpsiteamenities.com/dog-park)



\$2,031  
**Nice Turn**  
Model: RECF0013XX



\$1,361  
**Step Up**  
Model: RECF0005XX




\$926  
**Through the Target**  
Model: RECF0006XX



\$1,687  
**Climb and Sit**  
Model: RECF0002XX




\$694  
**Limbone, Anyone?**  
Model: RECF0003XX



\$2,146  
**Dog Log**  
Model: RECF0008XX



\$2,688  
**Through the Tunnel**  
Model: RECF0004XX



\$2,675  
**Walk the Plank**  
Model: RECF0015XX



\$620  
**Leash Holder**  
Model: RECF0022XX



\$788  
**Jump Through**  
Model: RECF0014XX



\$1,227  
**Let's Rest**  
Model: RECF0009XX



\$655  
**High Jump**  
Model: RECF0011XX



Fitness  
Traditional Adult  
Equipment

Experience a new level of fitness with our line of traditional outdoor fitness equipment. Designed for all fitness levels for **ages 13 and up**, it is a great addition to schools, ball fields, and business parks to support healthy habits.

**A. Balance Beam**  
Model: 60019408XX **\$862**  
  
Add-On Instructional Sign  
Model: 60019458XX **\$516**

**B. Horizontal Ladder**  
Model: 60019409XX **\$2,372**  
  
Add-On Instructional Sign  
Model: 60019459XX **\$516**

**C. Vertical Ladder**  
Model: 60019402XX **\$986**  
  
Add-On Instructional Sign  
Model: 60019452XX **\$516**

**D. Sit-Up Bench**  
Model: AFT13972XX **\$1,948**  
  
Add-On Instructional Sign  
Model: 60019457XX **\$516**  
*In-Ground Kit Required: FIT14050XX \$646*

**E. Beam Jump**  
Model: 60019405XX **\$920**  
  
Add-On Instructional Sign  
Model: 60019455XX **\$516**

**F. Stretching Post**  
Model: 60019404XX **\$960**  
  
Add-On Instructional Sign  
Model: 60019454XX **\$516**



Fitness  
Traditional Adult  
Equipment

**A. Spring Up Bars**  
Model: 60019410XX **\$1,024**  
  
Add-On Instructional Sign  
Model: 60019460XX **\$516**

**B. Jump Touch Beam**  
Model: 60019406XX **\$1,035**  
  
Add-On Instructional Sign  
Model: 60019456XX **\$516**

**C. Pull Up and Chin Up Bar**  
Model: 60019403XX **\$1,206**  
  
Add-On Instructional Sign  
Model: 60019453XX **\$516**

**D. Pull-Up and Dip Station**  
Model: AFT14031XX **\$2,448**  
  
Add-On Instructional Sign  
Model: TFR0588XX **\$516**  
*In-Ground Kit Required: FIT14050XX \$646*

**E. Parallel Bars**  
Model: 60019401XX **\$798**  
  
Add-On Instructional Sign  
Model: 60019451XX **\$516**

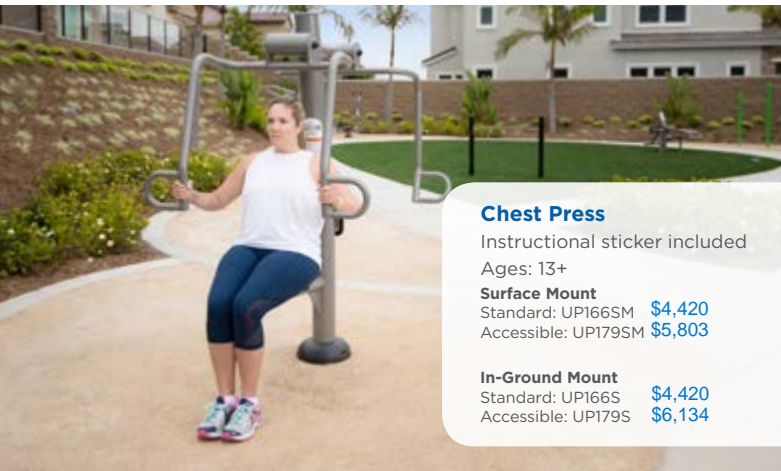
**F. Equipment Instruction Sign**  
Equipment instruction signs are available for each fitness product

**G. 10 Station Course (Not Pictured)**  
Model: 60019400XX **\$14,416**  
Includes:  

- Vertical Ladder
- Beam Jump
- Stretching Post
- Pull Up and Chin Up Bars
- Jump Touch Beam
- Parallel Bars
- Sit-Up Bench
- Spring Up Bars
- Horizontal Ladder
- Balance Beam
- 3 Large Instructional Signs



Fitness Modern Adult & Active Adult Equipment



**Chest Press**  
Instructional sticker included  
Ages: 13+  
**Surface Mount**  
Standard: UP166SM \$4,420  
Accessible: UP179SM \$5,803

**In-Ground Mount**  
Standard: UP166S \$4,420  
Accessible: UP179S \$6,134



**Hand Cycle**  
Instructional sticker included  
Ages: 13+  
**In-ground Mount**  
Model: UP216S \$5,485  
**Surface Mount**  
Model: UP216SM \$5,485



*Accessible!* **ADA Hand Cycle**  
Instructional sticker included  
Ages: 13+  
**In-ground Mount**  
Model: UP217S \$5,363  
**Surface Mount**  
Model: UP217SM \$5,363



**Energy and Strength Wheels**  
Instructional sticker included  
Ages: 13+  
**In-Ground Mount**  
Model: UP191S \$4,213  
**Surface Mount**  
Model: UP191SM \$4,213



**\$2,184 Assisted Balance Walk**  
Model: UP352  
Ages: 13+  
Instructional sign included\*



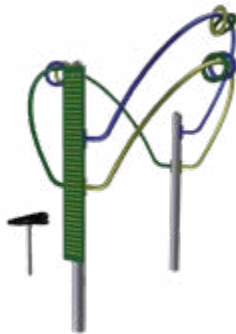
**\$3,797 Assisted Step Trainer**  
Model: UP353  
Ages: 13+  
Instructional sign included\*



**\$2,223 Assisted Step Around**  
Model: UP355  
Ages: 13+  
Instructional sticker included



**\$2,960 Assisted Functional Trainer**  
Model: UP351  
Ages: 13+  
Instructional sign included\*



**\$2,985 Skill Trainer**  
Model: UP354  
Ages: 13+  
Instructional sticker included

Fitness Modern Adult Equipment



**\$564 Plyometric Box**  
Ages: 13+  
Instructional sign included\*  
Multiple heights available  
**6"** \$809 Model: UP172  
**12"** \$846 Model: UP173  
**18"** \$886 Model: UP174  
**24"** \$919 Model: UP175



**\$564 Balance Plank Station**  
Model: UP176  
Ages: 13+  
Instructional sign included\*



**\$811 Balance Board Station**  
Model: UP177  
Ages: 13+  
Instructional sign included\*



**\$2,710 Push-Up Station**  
Model: UP224  
Ages: 13+  
Instructional sticker included



**\$3,694 Captain's Chair**  
Ages: 13+  
Instructional sticker included  
**Surface** Model: UP167SM  
**In-Ground** Model: UP167S



**\$4,653 Leg Press**  
Ages: 13+  
Instructional sticker included  
**Surface** Model: UP170SM  
**In-Ground** Model: UP170S



**\$4,584 Lat Pull Down**  
Ages: 13+  
Instructional sticker included  
**Surface** Model: UP165SM  
**In-Ground** Model: UP165S



**\$6,155 Accessible! Lat Pull Down**  
Ages: 13+  
Instructional sticker included  
**Surface** Model: UP180SM  
**In-Ground** Model: UP180S



**\$4,630 Sit-Up/Back Extension**  
Instructional sticker included  
Ages: 13+  
**Surface Mount** Model: UP168SM  
**In-Ground Mount** Model: UP168S



**\$4,653 Cardio Walker**  
Instructional sticker included  
Ages: 13+  
**Surface Mount** Model: UP164SM  
**In-Ground Mount** Model: UP164S



**\$1,601 Horizontal Chin-Up Station**  
Model: UP183  
Ages: 13+  
Instructional sign included\*



**\$5,242 Recumbent Cycle**  
Instructional sticker included  
Ages: 13+  
**In-ground Mount** Model: UP215S  
**Surface Mount** Model: UP215SM





Buddy Bench



Standard Bench



Uptown Amenities



Bleachers

## Complete Your Space Site Amenities

We offer durable and affordable benches, tables, and trash receptacles. With over 500 products in different frame styles, metal patterns, and color choices, you can easily achieve a distinctive look for your space.

### Buddy Bench

The Buddy Bench encourages inclusion on the playground. When a child sits down on a Buddy Bench, it is a sign that they are in need of a friend on the playground. Our Buddy Bench is available in five standard designs and utilizes three base bench styles.

#### All Smiles Buddy Bench (Pictured)

Model: B6WBPERFP-ALLSMILES  
Length: 6'  
Mounting: Portable

### Standard Bench

We have a variety of standard bench options that are available in different metal planking styles and mounting options. Our standard benches are available in portable, surface, and in-ground options. These benches are a great addition to parks, playgrounds, sport fields, schools, and child cares.

#### Standard Regal Bench (Pictured)

Model: B8WBRCs  
Length: 8'  
Mounting: In-Ground

### Uptown Amenities

We offer over 50 modern site amenities that include tables, benches, and trash receptables. These premium amenities include stylish designs that are suitable for housing communities, city parks, and shopping complexes.

#### Zion Bench (Pictured)

Model: B6Zl  
Length: 6'  
Mounting: Portable/Surface Mount


### Bleachers

We offer a full line of all-aluminum bleachers that are suitable for both indoor and outdoor use. Have something in mind? Ask your representative for our complete catalog.

WE HAVE MORE  
*designs online!*  
visit [srpsiteamenities.com](https://srpsiteamenities.com)



Playground Shade



Bleacher Shade



Table Shade



Picnic Shelter

## Complete Your Space Shade & Shelter

Our fabric shade and all-steel structures come in a variety of sizes and styles. Our fabric structures are available with or without our unique Glide Elbow™ fabric release mechanism.

### Playground Shade

We have over 30 rectangle and square shades specifically designed for your play structure (and hundreds more available for other uses, too!). These designs are available in a variety of colors to match any play environment and are a great economical choice. To keep children safe, follow these guidelines when choosing a shade for your play structure:

- 6' min. clearance from shade columns to play structure
- 7' min. clearance from play surface to shade fabric
- 3' min. clearance from top of play structure to shade fabric

### Bleacher Shade

We have a variety of shade options suitable for shading the bleacher unit at your sports field. Additionally, these design make for perfect car parking shades.

#### Multi-Dome Hip

Surface or In-Ground Mount  
8', 10', or 12' Height  
With or Without Glide Elbow™

### Table Shade

Our umbrella shades are ideal for shading picnic areas, benches, and small play areas, such as a music area. Umbrellas are a simple shade solution but they make great visual impact.

#### Single Post Umbrella Shade

Square, Hexagon, and Octagon Shapes  
Surface or In-Ground Mount  
8', 10', or 12' Height  
With or Without Glide Elbow™

### Picnic Shelter

We offer a full line of all-steel shelters that are suitable for picnic areas, bench seating, outdoor performance space, and even bleachers. Have something in mind? Ask your representative for our complete catalog.

WE HAVE MANY MORE  
*styles to choose from!*  
visit [srpshelter.com](https://srpshelter.com) and [srpshade.com](https://srpshade.com)



• WHICH SURFACING IS RIGHT FOR •

# Your Site!

Since safety is our first concern, we recommend only the surface materials below which have proven track records.



Poured In Place (PIP)

Design Variety

Initial Investment

Maintenance Required

Easily Accessible?

Expected Longevity

●●●●●

●●●●●

●●●●●

●●●●●

●●●●●

Bonus? You can add graphics!

Bonded Rubber Mulch

Design Variety

Initial Investment

Maintenance Required

Easily Accessible?

Expected Longevity

●●●●●

●●●●●

●●●●●

●●●●●

●●●●●

Rubber Tiles

Design Variety

Initial Investment

Maintenance Required

Easily Accessible?

Expected Longevity

●●●●●

●●●●●

●●●●●

●●●●●

●●●●●

Synthetic Turf

Design Variety

Initial Investment

Maintenance Required

Easily Accessible?

Expected Longevity

●●●●●

●●●●●

●●●●●

●●●●●

●●●●●

Loose Fill Rubber Mulch

Design Variety

Initial Investment

Maintenance Required

Easily Accessible?

Expected Longevity

●●●●●

●●●●●

●●●●●

●●●●●

●●●●●

Engineered Wood Fiber

Design Variety

Initial Investment

Maintenance Required

Easily Accessible?

Expected Longevity

●●●●●

●●●●●

●●●●●

●●●●●

●●●●●



## Complete Your Space Surfacing

### The Surfacing Low Down

#### Poured Rubber Options

- Poured In Place (PIP)**
- Two-layer system
  - High wear resistance
  - Great for high-traffic use
  - Lower maintenance
  - Great accessibility
  - Add graphics
  - Mix colors

#### Unitary Options

- Bonded Rubber**
- Recycled shredded rubber
  - Great accessibility
  - Medium wear resistance
  - Many color options

- Tiles**
- Easy to repair
  - Highly accessible
  - High wear resistance
  - Lower maintenance
  - Many color options

- Turf**
- Looks like natural grass
  - Impact layer and wear layer
  - Medium wear resistance
  - Low maintenance

#### Loose Fill Options

- Rubber Mulch**
- Shredded rubber
  - High wear resistance
  - High impact attenuation rating
  - Mold, animal, and insect resistant
  - 100% recycled

- Engineered Wood Fiber**
- Economical initial cost
  - Specifically for playgrounds
  - Requires regular maintenance
  - Use of wear mats under swing bays recommended to maintain proper depths

### Surfacing Accessories

12" Landscape Timber

**Steel Playground Kit**

These kit options include one timber and necessary stake(s). The 4' and 6' kit options include one and two stakes, respectively.

Length	Item Number	
4'	90022004XX	\$69
6'	90022006XX	
Border Cap	BMP-0002XX	

Length	Item Number	
4'	LT-4	
6'	LT-6	
Border Cap	BMP-0002XX	
Timber Stake	LTH	

4' x 8" Landscape Timber

**Steel Playground Kit**

Model: TFR0634XX

Includes timber and timber stake

**Recycled Playground**

Timber Model: LT-4-8

Stake Model: LTH

Each piece sold separately

**ADA Accessible Ramp System**

Our roto-molded plastic ADA ramp systems allow for easier transitions into your timber-bordered play environment. Designed for timbers that are 12" high.

System	Item Number	Dimensions	Also Includes	
Full	TFR0592XX	120" x 43"	9 Stakes, 2 End Caps	\$1,448
Half	TFR0591XX	60" x 43"	6 Stakes, 2 End Caps	\$868

System	Item Number	Dimensions	Also Includes	
Full	TCF0078XX	120" x 43"	9 Stakes, 2 End Caps	
Half	TCF0077XX	60" x 43"	6 Stakes, 2 End Caps	

**Age Safety Signs**

23 1/2" x 15 1/2"

2-5: TFR19771XX \$431

2-12: TFR19772XX \$431

5-12: TFR19773XX \$431





# Recycled**Playgrounds**

2022 MINI CATALOG

Visit [groundsforplay.com/request-catalog](https://groundsforplay.com/request-catalog) or ask your representative to see the full catalog!

## Recycled Play Structures

*early childhood play*

Our recycled playgrounds are made from reclaimed post-consumer plastic products like milk jugs. What's more, our recycled line has a major focus on early childhood development with play themes around dramatic play, nature play, art play, and more!

- 128** Ages 5-12 Years
- 132** Ages 2-12 Years
- 136** Ages 2-5 Years
- 140** Physical Play
- 141** Dramatic Play
- 143** Outdoor Classroom





5-12 Years

\$43,752  
GFP-20446  
Ages: 5-12 Years  
Use Zone: 41' x 35'



\$48,041  
GFP-30069  
Age Group: 5-12 Years  
Use Zone: 54' x 33'



Reverse View



\$45,702  
GFP-30000  
Ages: 5-12 Years  
Use Zone: 50' x 33'



\$30,644  
GFP-20685  
Age Group: 5-12 Years  
Use Zone: 37' x 31'

Available Without Shade  
GFP-20685-1  
\$26,496



Reverse View



Want to see an  
overhead view?  
See page 144.

MODEL	AGES	CAPACITY	SIZE	USE ZONE	FALL HEIGHT	EST. TIMBER COUNT	ADA
GFP-20446	5-12	35-40	29' x 23'	41' x 35'	7'	34	Yes
GFP-30000	5-12	40-45	38' x 21'	50' x 33'	7'	41	Yes

Want to see an  
overhead view?  
See page 144.

MODEL	AGES	CAPACITY	SIZE	USE ZONE	FALL HEIGHT	EST. TIMBER COUNT	ADA
GFP-30069	5-12	70-75	42' x 21'	54' x 33'	7'	34	Yes
GFP-20685	5-12	25-30	20' x 19'	37' x 31'	7'	31	Yes





\$42,500  
**GFP-30103**  
Ages: 5-12 Years  
Use Zone: 44' x 39'



\$42,938  
**GFP-20178**  
Age Group: 5-12 Years  
Use Zone: 51' x 43'



\$46,025  
**GFP-20128-4**  
Ages: 5-12 Years  
Use Zone: 43' x 33'  
Available Without Shade  
**GFP-30028**  
\$37,088



\$36,699  
**GFP-20229**  
Age Group: 5-12 Years  
Use Zone: 40' x 33'

Want to see an overhead view?  
See page 144.

MODEL	AGES	CAPACITY	SIZE	USE ZONE	FALL HEIGHT	EST. TIMBER COUNT	ADA
GFP-30103	5-12	45-50	32' x 27'	44' x 39'	7'	40	Yes
GFP-20128-4	5-12	50-55	31' x 21'	43' x 33'	7'	34	Yes

Want to see an overhead view?  
See page 144.

MODEL	AGES	CAPACITY	SIZE	USE ZONE	FALL HEIGHT	EST. TIMBER COUNT	ADA
GFP-20178	5-12	30-35	39' x 31'	51' x 43'	7'	40	Yes
GFP-20229	5-12	35-40	28' x 21'	40' x 33'	7'	31	Yes



2-12 Years

\$21,256  
GFP-10044  
Age Group: 2-12 Years  
Use Zone: 29' x 27'



Reverse View



\$33,885  
GFP-10013  
Age Group: 2-12 Years  
Use Zone: 34' x 31'

Available Without Shade  
GFP-10013-1  
\$29,532



Reverse View



\$38,093  
GFP-10020-2  
Age Group: 2-12 Years  
Use Zone: 39' x 33'



Reverse View



\$23,735  
GFP-20427  
Age Group: 2-12 Years  
Use Zone: 33' x 31'



Reverse View



Want to see an overhead view?  
See page 144.

MODEL	AGES	CAPACITY	SIZE	USE ZONE	FALL HEIGHT	EST. TIMBER COUNT	ADA
GFP-10044	2-12	25-30	17' x 15'	29' x 27'	4'	24	Yes
GFP-10020-2	2-12	35-40	27' x 21'	39' x 33'	6'	31	Yes

Want to see an overhead view?  
See page 144.

MODEL	AGES	CAPACITY	SIZE	USE ZONE	FALL HEIGHT	EST. TIMBER COUNT	ADA
GFP-10013	2-12	25-30	20' x 19'	34' x 31'	6'	27	Yes
GFP-20427	2-12	25-30	21' x 19'	33' x 31'	5'	26	Yes



\$30,958  
**GFP-20182**  
Age Group: 2-12 Years  
Use Zone: 36' x 35'



Reverse View



\$49,049  
**GFP-20449-2**  
Age Group: 2-12 Years  
Use Zone: 40' x 40'



Reverse View



\$40,813  
**GFP-30082**  
Age Group: 2-12 Years  
Use Zone: 41' x 33'



Reverse View



\$31,453  
**GFP-20185**  
Age Group: 2-12 Years  
Use Zone: 35' x 36'



Reverse View



Want to see an overhead view?  
See page 144.

MODEL	AGES	CAPACITY	SIZE	USE ZONE	FALL HEIGHT	EST. TIMBER COUNT	ADA
GFP-20182	2-12	45-50	24' x 23'	36' x 35'	5'	30	Yes
GFP-30082	2-12	25-30	29' x 21'	41' x 33'	6'	32	Yes

Want to see an overhead view?  
See page 144.

MODEL	AGES	CAPACITY	SIZE	USE ZONE	FALL HEIGHT	EST. TIMBER COUNT	ADA
GFP-20449-2	2-12	50-55	28' x 28'	40' x 40'	6'	34	Yes
GFP-20185	2-12	20-25	23' x 24'	35' x 36'	5'	30	Yes






2-5 Years

\$28,097  
**GFP-20436**  
Ages: 2-5 Years  
Use Zone: 33' x 29'

Available  
Without Shade  
**GFP-20436-4**  
\$23,825



\$23,897  
**GFP-20426-2**  
Ages: 2-5 Years  
Use Zone: 35' x 26'



\$15,072  
**GFP-20125-2**  
Age Group: 2-5 Years  
Use Zone: 24' x 27'



\$27,611  
**GFP-20595**  
Age Group: 2-5 Years  
Use Zone: 34' x 31'

Available Without Shade  
**GFP-20595-1**  
\$23,113



Want to see an  
overhead view?  
See page 144.

MODEL	AGES	CAPACITY	SIZE	USE ZONE	FALL HEIGHT	EST. TIMBER COUNT	ADA
GFP-20436	2-5	35-40	21' x 17'	33' x 29'	4'	25	Yes
GFP-20426-2	2-5	20-25	23' x 14'	35' x 26'	3'	26	Yes

Want to see an  
overhead view?  
See page 144.

MODEL	AGES	CAPACITY	SIZE	USE ZONE	FALL HEIGHT	EST. TIMBER COUNT	ADA
GFP-20125-2	2-5	15-20	12' x 15'	24' x 27'	3'	21	Yes
GFP-20595	2-5	40-45	22' x 19'	34' x 31'	4'	27	Yes



2-5 Years

\$47,850  
GFP-30084  
Age Group: 2-5 Years  
Use Zone: 42' x 31'

Available Without Shade  
GFP-30084-1  
\$38,814



Reverse View



\$22,619  
GFP-10069  
Age Group: 2-5 Years  
Use Zone: 34' x 33'



Reverse View



\$29,312  
GFP-20695  
Age Group: 2-5 Years  
Use Zone: 38' x 27'

Available Without Shade  
GFP-20695-1  
\$24,532



Reverse View



\$45,188  
GFP-30083  
Age Group: 2-5 Years  
Use Zone: 44' x 32'



Reverse View



Want to see an  
overhead view?  
See page 144.

MODEL	AGES	CAPACITY	SIZE	USE ZONE	FALL HEIGHT	EST. TIMBER COUNT	ADA
GFP-30084	2-5	50-55	30' x 19'	42' x 31'	6'	34	Yes
GFP-10069	2-5	25-30	22' x 21'	34' x 33'	5'	28	Yes

Want to see an  
overhead view?  
See page 144.

MODEL	AGES	CAPACITY	SIZE	USE ZONE	FALL HEIGHT	EST. TIMBER COUNT	ADA
GFP-20695	2-5	15-20	26' x 15'	38' x 27'	3'	29	Yes
GFP-30083	2-5	45-50	32' x 20'	44' x 32'	4'	34	Yes



Physical Play Infant Corner Boxes and Toddler Activities



**Step Activity Center**  
Model: 49216  
Dimensions: 6' x 2 1/8' x 3'  
Ages: 6-23 Months, 2-5 Years  
**\$3,100**



**\$1,235**  
**Toddler Sensory Tower**  
Model: INF00035XX  
Dimensions: 4' x 4' x 2 3/4'  
Ages: 6-23 Months



**Portable Play Tunnel**  
Ages: 6-23 Months  
**30" Long**  
Model: 49351 **\$799**  
**42" Long**  
Model: 49352



**\$1,272**  
**Literacy Cube**  
Model: 13322  
Dimensions: 3' x 3'  
Ages: 6-23 Months



**\$2,665**  
**Mushroom Tunnel**  
Model: 49212FT  
Dimensions: 4 1/2' x 2 1/8' x 2'  
Ages: 6-23 Months, 2-5 Years



**\$823**  
**Movement & Texture Corner Box**  
Model: INF00038XX  
Dimensions: 3 1/2' x 10 1/2"  
Ages: 6-23 Months



**\$823**  
**Counting Shapes Corner Box**  
Model: INF00039XX  
Dimensions: 3 1/2' x 10 1/2"  
Ages: 6-23 Months



**\$823**  
**Sights & Sounds Corner Box**  
Model: INF00037XX  
Dimensions: 3 1/2' x 10 1/2"  
Ages: 6-23 Months

Dramatic Play Playhouses



**Polytone Playhouse**  
Model: 47203 **\$4,444**  
Dimensions: 5' x 5' x 6 1/2'  
Ages: 2-5  
*Bench sold separately*



**Brick Cottage**  
Model: 47209 **\$6,500**  
Dimensions: 4 1/2' x 4 1/2' x 7 1/2'  
Ages: 2-5



**\$6,900**  
**R-Town™ Cottage**  
Model: 47508  
Dimensions: 4' x 6' x 8 1/2"  
Ages: 2-5



**\$7,000**  
**R-Town™ Church**  
Model: 47510  
Dimensions: 4' x 6' x 8 1/2"  
Ages: 2-5



**\$7,804**  
**R-Town™ School House**  
Model: 47504  
Dimensions: 4' x 6' x 8 1/2"  
Ages: 2-5



**\$7,500**  
**Beach House**  
Model: DRM00063XX  
Dimensions: 8 1/4' x 6' x 7'  
Ages: 2-5



**\$8,548**  
**Pioneer Playhouse**  
Model: 47103TT  
Dimensions: 5' x 5'  
Ages: 2-5



**\$7,058**  
**Cottage**  
Model: TFR0560XX  
Dimensions: 3 1/4' x 6 1/4' x 4 3/4'  
Ages: 2-5



Dramatic Play Play Stands & Villages

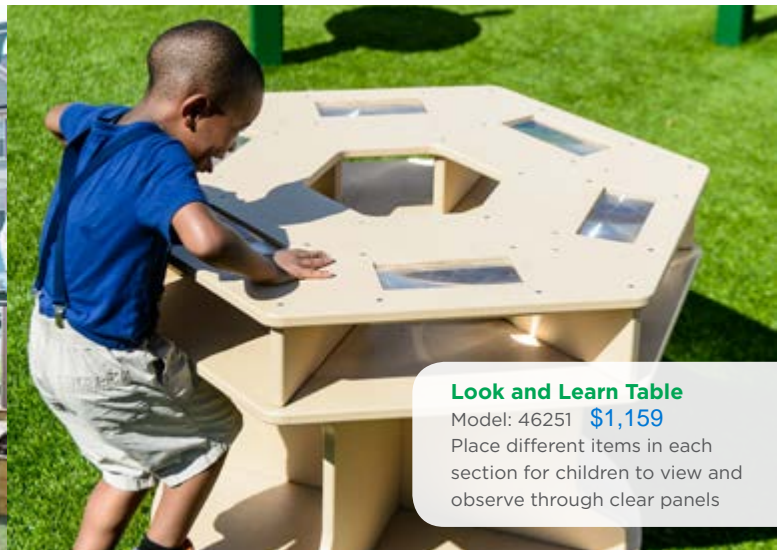


**Gas Station Stand** \$1,947  
Model: 49144  
Dimensions: 3½' x 6½'  
Ages: 2-5, 5-12



**Market** \$11,784  
Model: DRM00029XX  
Dimensions: 5' x 5' x 6½'  
Ages: 2-5, 5-12

Outdoor Classroom Nature



**Look and Learn Table**  
Model: 46251 \$1,159  
Place different items in each section for children to view and observe through clear panels



**Garden Bridge**  
6': REC0040XX \$3,833  
8': REC0041XX \$3,972



\$1,853  
**Post Office Stand**  
Model: DRM00048XX  
Dimensions: 3¾' x 4" x 6½'  
Ages: 2-5, 5-12



\$9,161  
**Train Station**  
Model: REC0050XX  
Dimensions: 8¼' x 6' x 7'  
Ages: 2-5, 5-12



\$11,784  
**Café**  
Model: DRM00054XX  
Dimensions: 3¾' x 7¾" x Approx. 8'  
Ages: 2-5, 5-12



**Trellis** Call for Quote  
4' x 4' x 7': 49021  
5' x 4' x 7': 49022



\$12,583  
**Science Center**  
Model: PLH10023XX  
Ages: 2-12



\$715  
**Full Pizza Garden**  
Model: 49387  
Diameter: 49"  
Ages: 2-12  
*Half Pizza Garden Also Available*



**Growing Box** Call for Quote  
Model: 49361  
Dimensions: 47" x 44"  
Ages: 2-12



**Play Village** Call for Quote  
Model: 49209FT  
Ages: 2-5, 5-12  
Includes: Gas Station, Cafe



**Play Village 2** \$4,388  
Model: 49227  
Ages: 2-5, 5-12  
Includes: Gas Station, Ball Panel, Cafe



**Play Village Deluxe** Call for Quote  
Model: 49130FT  
Ages: 2-5, 5-12  
Includes: Gas Station, Cafe, Store, Telephone Booth, Farmer's Market



**Basic Weather Station**  
Ages 2-5 Model: 49026 \$2,006  
Ages 5-12 Model: 49024 \$2,007  
*With Deck Options Also Available*



**Climbing Vine Planter**  
3' Planter: 49662-3 \$1,062  
5' Planter: 49662-5 \$1,103  
Ages: 2-12



**Investigate & Discover Table**  
Model: 49072D  
Dimensions: 2½' x 2' x 24"  
Ages: 2-5



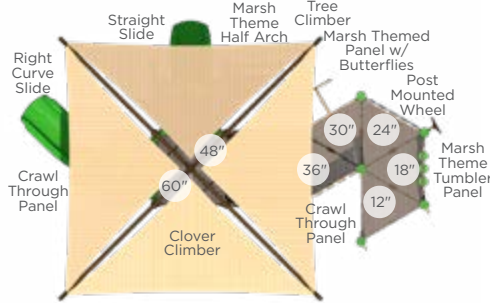
\$1,230  
**Fun Table**  
Model: 90000006XX  
Ages: 2-5

Recycled

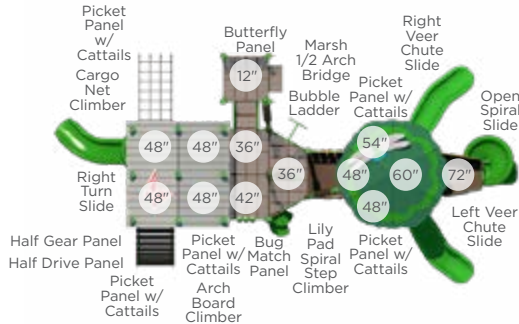


Play Structure Overhead Views Themed

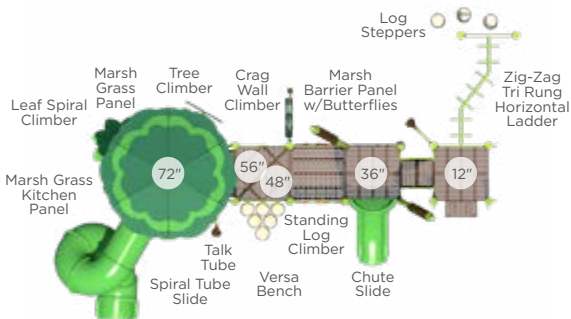
\$36,874  
SRPFX-50290-XX  
Page 24



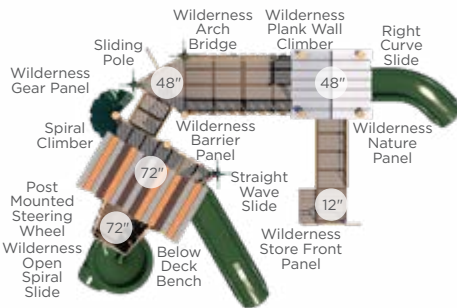
\$102,799  
SRPFX-50108-XX  
Page 25



\$89,648  
SRPFX-50043-XX  
Page 25

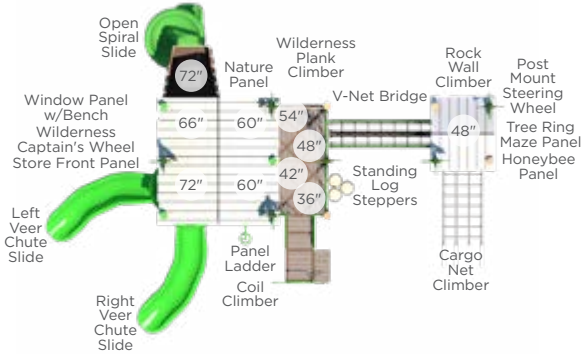


\$60,239  
SRPFX-50325-XX  
Page 26

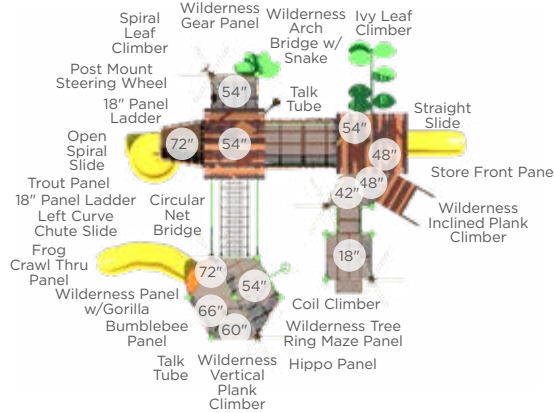


Play Structure Overhead Views Themed

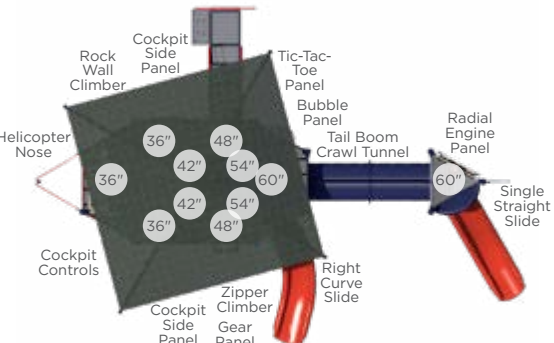
\$91,999  
SRPFX-50218-XX  
Page 26



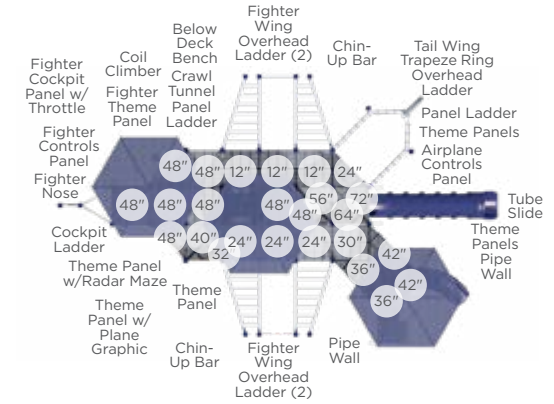
\$124,791  
SRPFX-50302-XX  
Page 27



Call for Quote  
SRPFX-50183-XX  
Page 27



Call for Quote  
SRPFX-50308-XX  
Page 28





\$105,752  
SRPFX-50074-XX  
Page 28



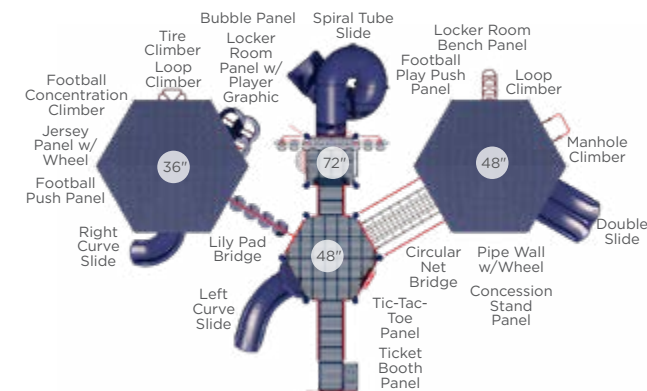
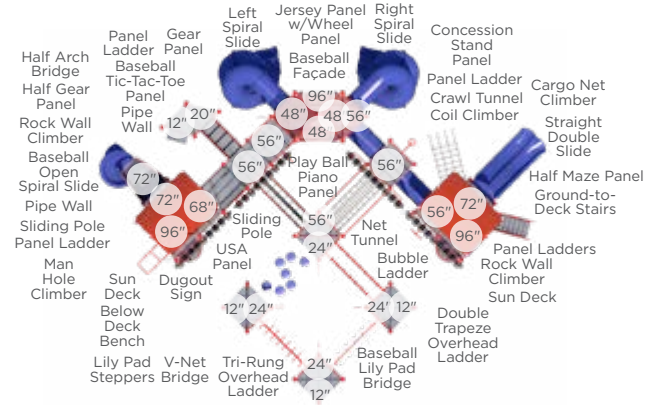
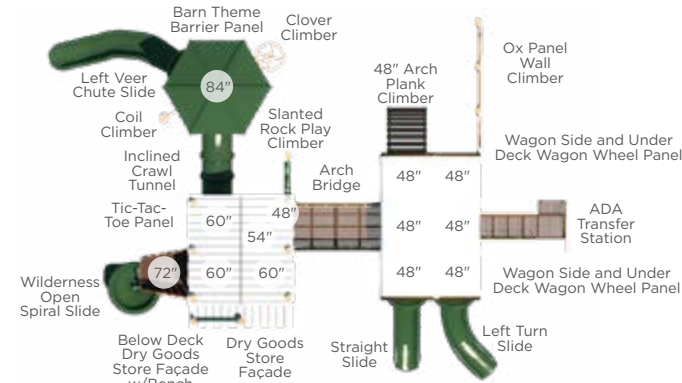
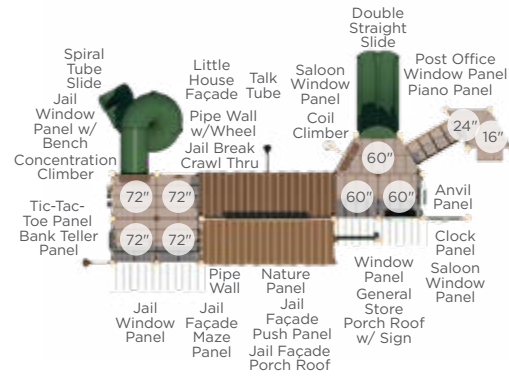
Call for Quote  
**SRPFX-50305-XX**  
Page 29



**\$216,970**  
**SRPFX-50222-XX**  
Page 29



Call for Quote  
**SRPFX-50240-XX**  
Page 30



\$53,912  
SRPFX-50234-XX  
Page 30



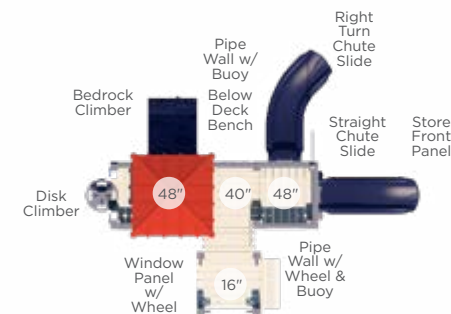
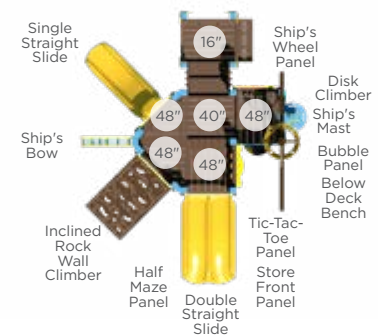
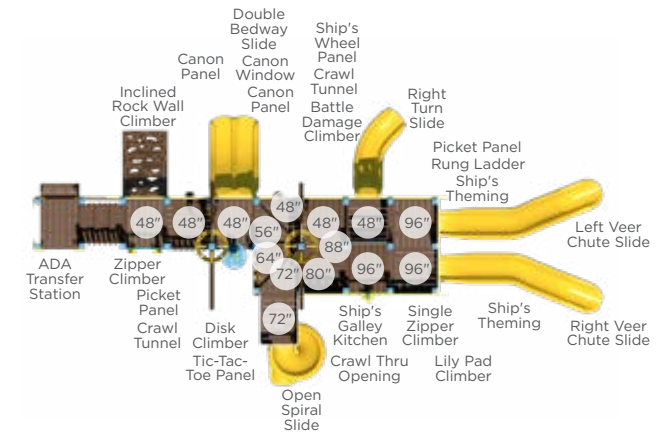
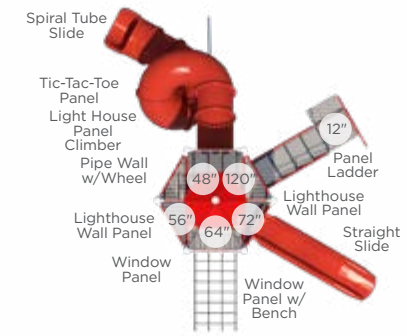
\$98,739  
RFX-30076-B-XX  
Page 31



\$40,658  
RFX-30076-A-XX  
Page 32



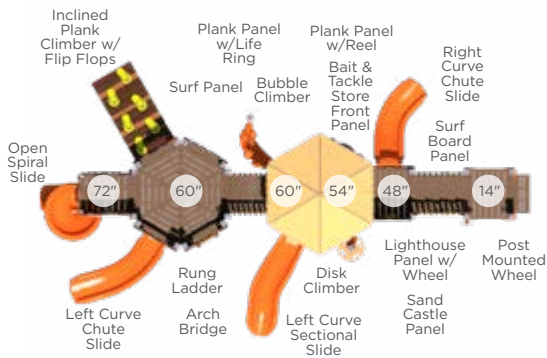
Call for Quote  
RFX-20025-XX  
Page 32



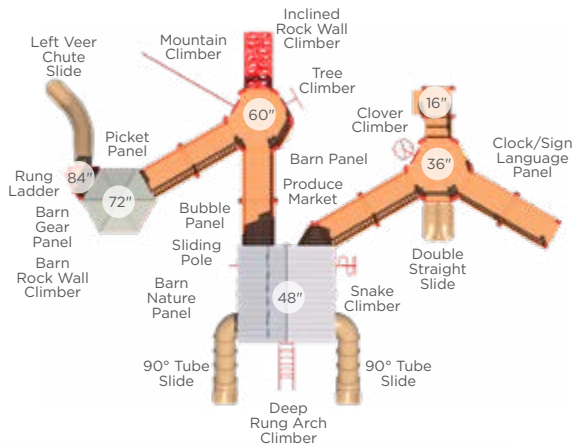


Play Structure Overhead Views Themed

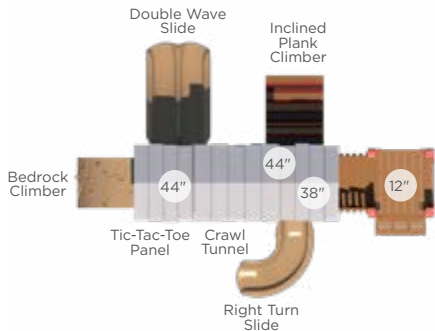
\$82,516  
RFX-30037-XX  
Page 33



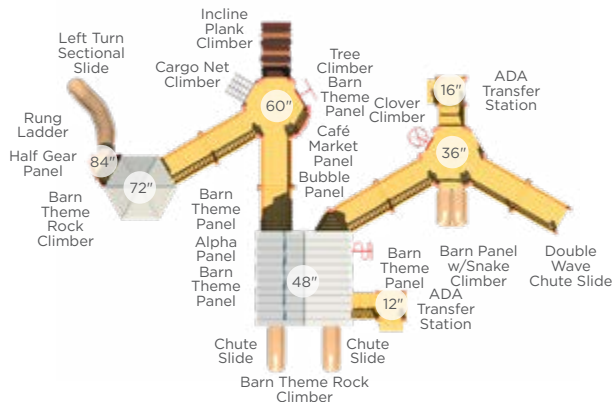
Call for Quote  
RFX-30074-XX  
Page 33



\$42,753  
RFX-30038-XX  
Page 34

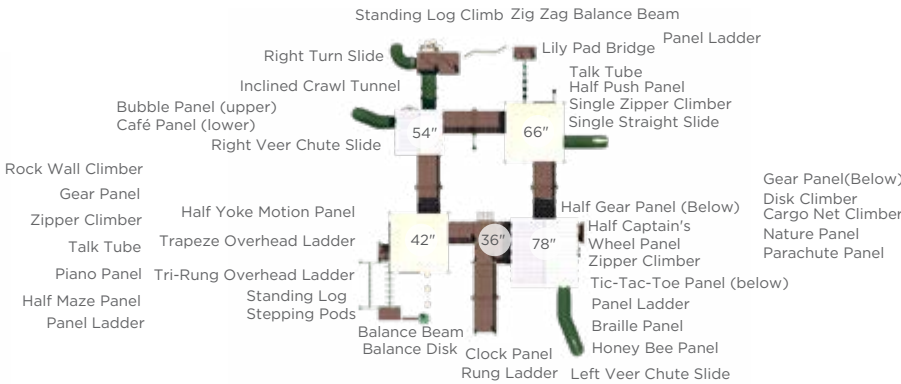


\$169,702  
RFX-30072-XX  
Page 34



Play Structure Overhead Views Themed

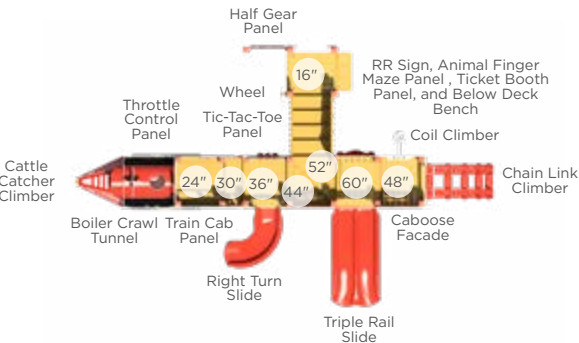
Call for Quote  
RFX-30055-XX  
Page 35



\$119,599  
RFX-30082-XX  
Page 35



\$50,631  
RFX-30093-XX  
Page 36

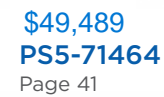
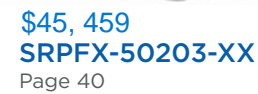


\$66,529  
RFX-30024-XX  
Page 36





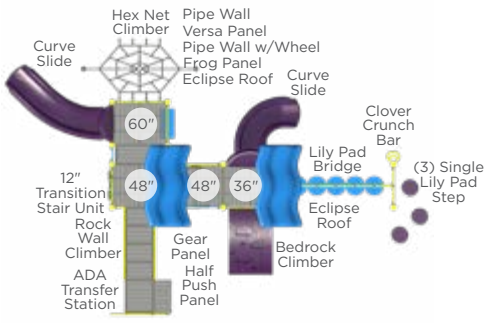
\$106,169  
RFX-30029-XX  
Page 37



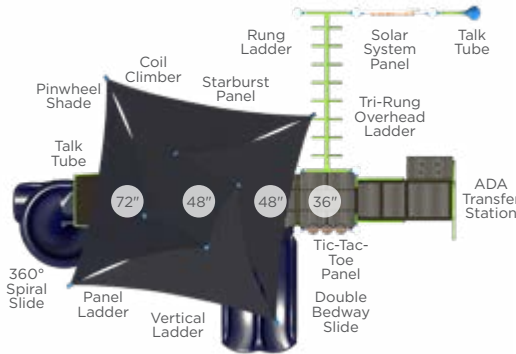


Play Structure Overhead Views Steel

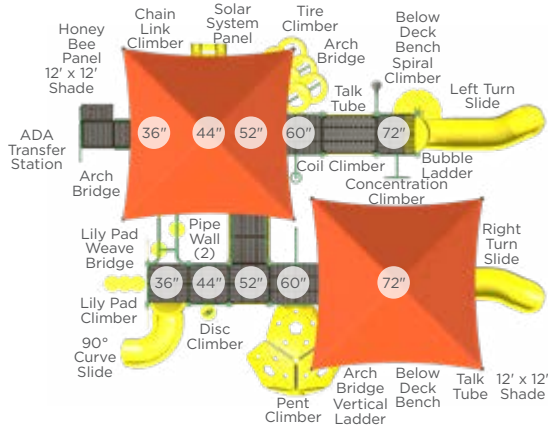
\$39,207  
PS3-70058  
Page 44



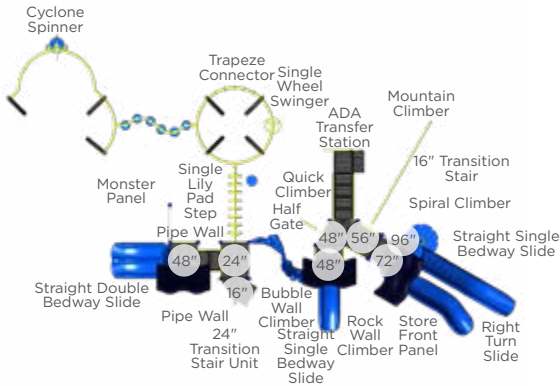
\$30,176  
PS3-70845-1  
Page 45



\$76,900  
PS3-70836  
Page 45

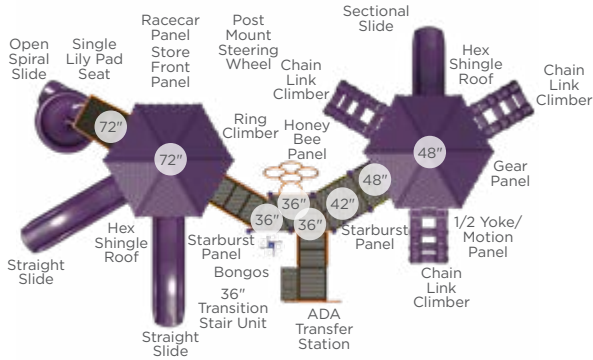


\$66,630  
PS3-71143  
Page 46

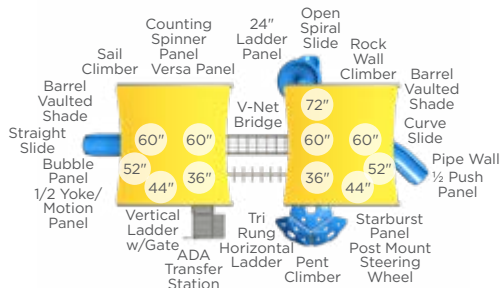


Play Structure Overhead Views Steel

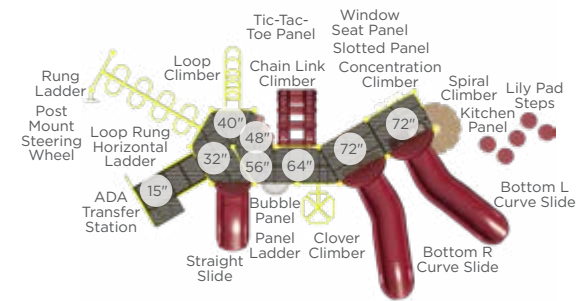
\$52,686  
PS3-33726-1  
Page 46



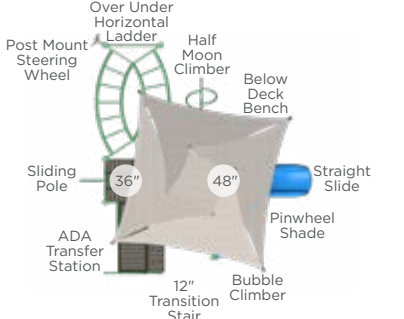
\$54,050  
PS3-71407  
Page 47



\$38,304  
PS3-31596  
Page 47



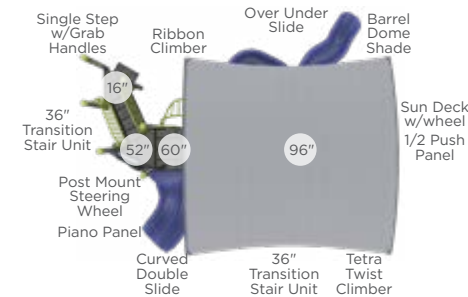
\$21,679  
PS3-70971  
Page 48



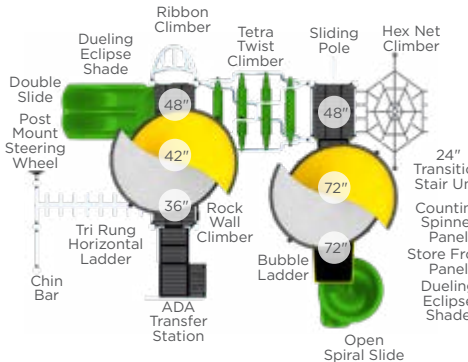


Play Structure Overhead Views Steel

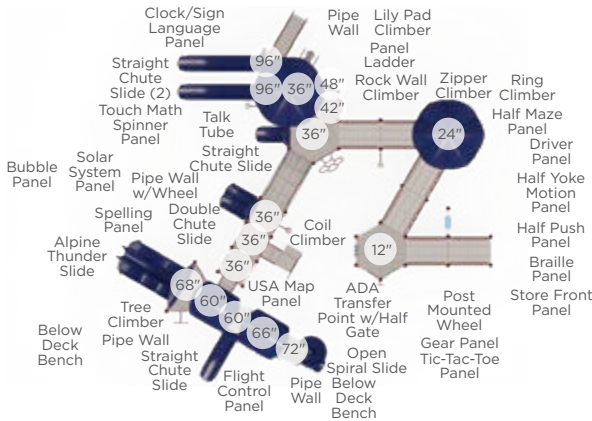
\$49,618  
PS5-71482  
Page 48



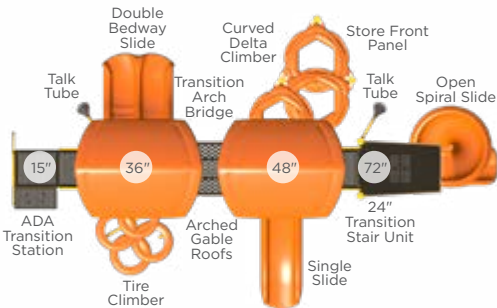
\$47,806  
PS3-71488  
Page 49



\$165,888  
PS5-70150  
Page 49

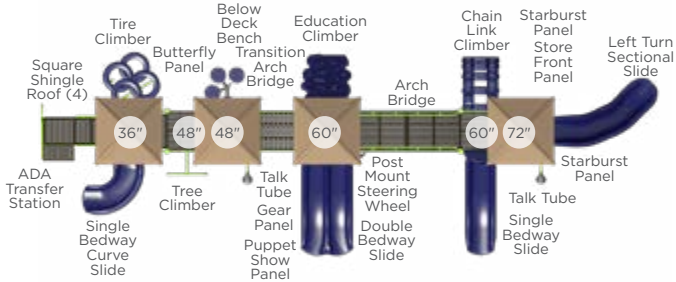


\$33,524  
PS3-70570  
Page 50

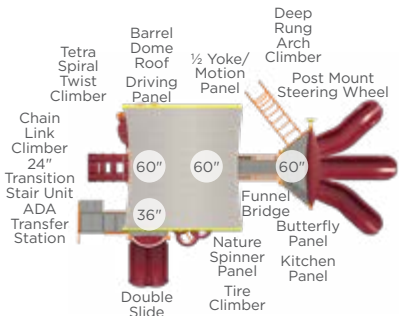


Play Structure Overhead Views Steel


\$31,112  
PS3-33461-2  
Page 50



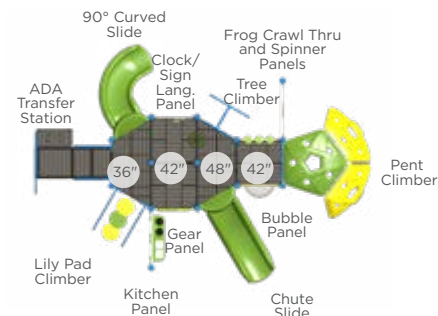
PS3-71449  
Page 51



\$48,699  
PS3-71462  
Page 51



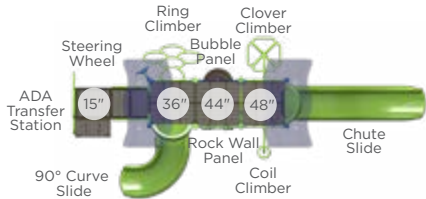
\$28,690  
PS3-31908  
Page 52



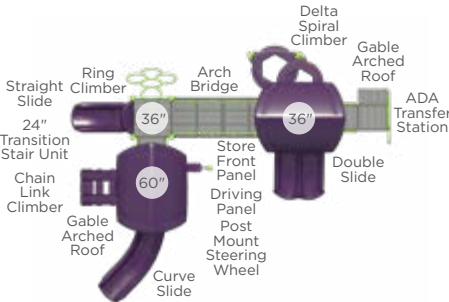


Play Structure Overhead Views Steel

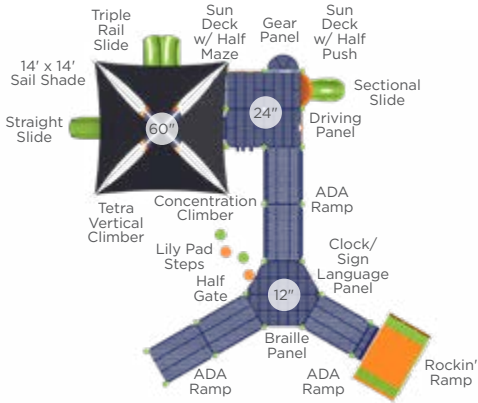
\$21,239  
PS3-31723  
Page 52



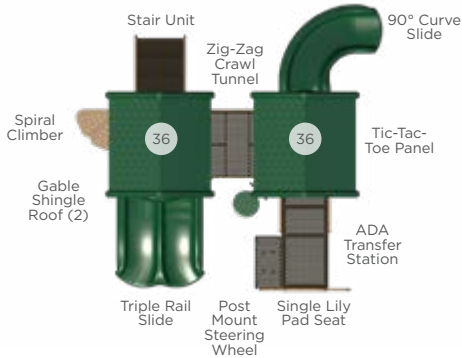
\$32,528  
PS3-71459  
Page 53



\$95,785  
PS5-71105  
Page 53

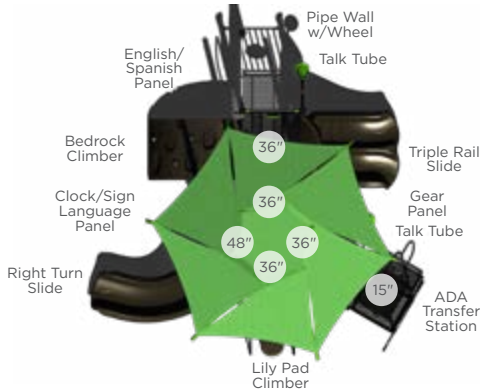


\$19,925  
PS3-33794  
Page 54

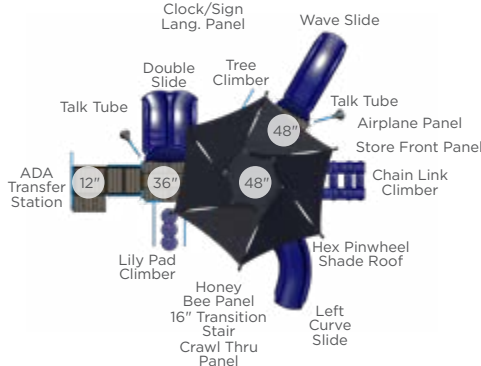


Play Structure Overhead Views Steel

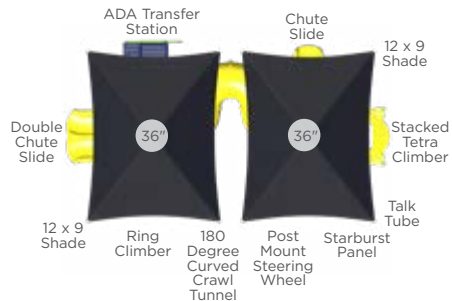
\$29,057  
PS3-71586  
Page 54



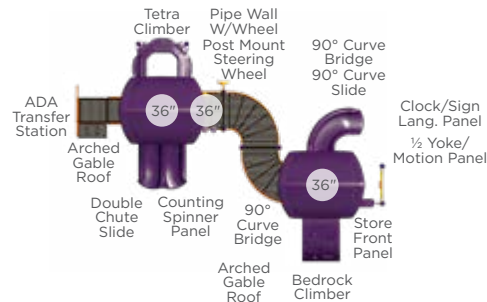
\$33,280  
PS3-71043  
Page 55



\$36,800  
PS3-71039  
Page 55



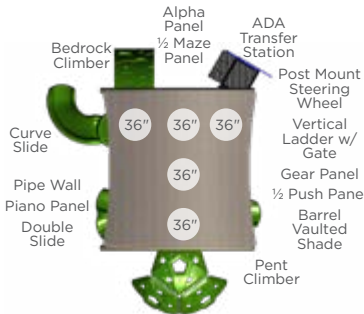
\$36,166  
PS3-71098  
Page 56



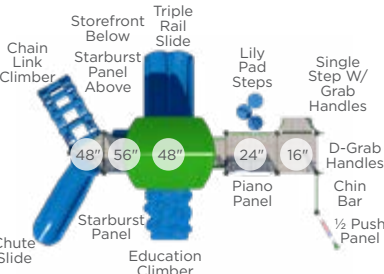


Play Structure Overhead Views Steel


\$32,520  
PS3-71401  
Page 56



\$29,975  
PS3-31400-1  
Page 57



\$41,117  
PS3-71493  
Page 57

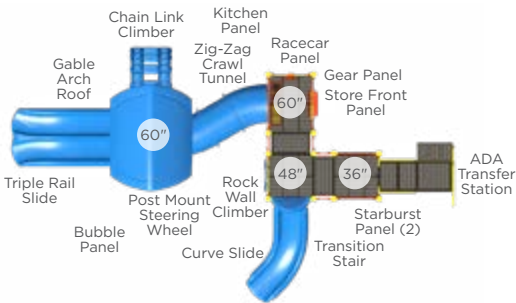


\$22,306  
PS3-70693  
Page 58




Play Structure Overhead Views Steel

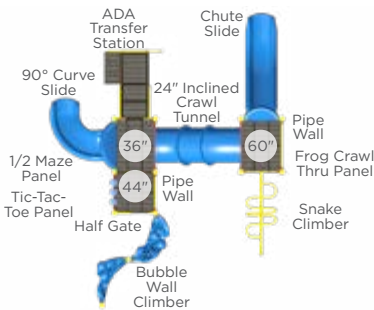
\$33,101  
PS3-70675  
Page 58



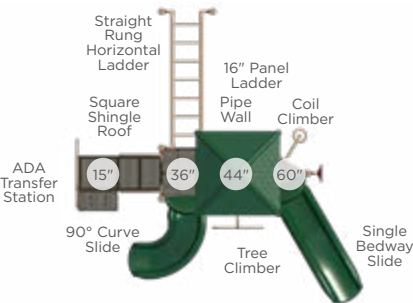
\$23,407  
PS3-31905  
Page 58



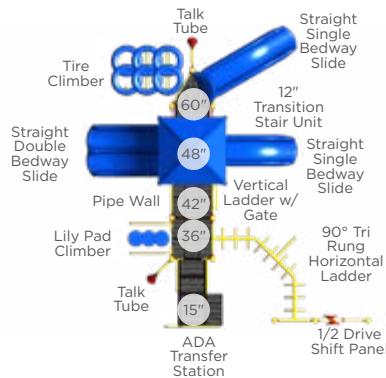
\$23,730  
PS3-70645  
Page 59



\$17,169  
PS3-32207  
Page 59



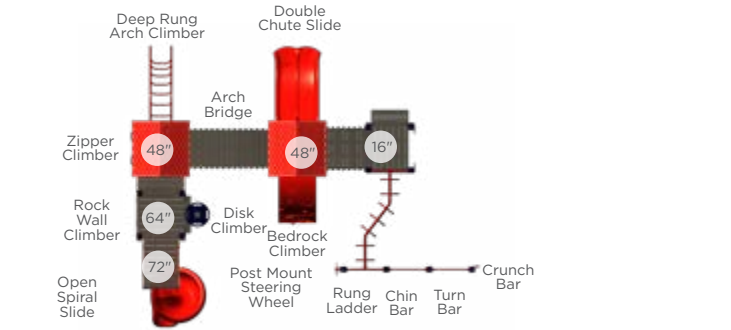
\$28,175  
PS3-71103  
Page 59



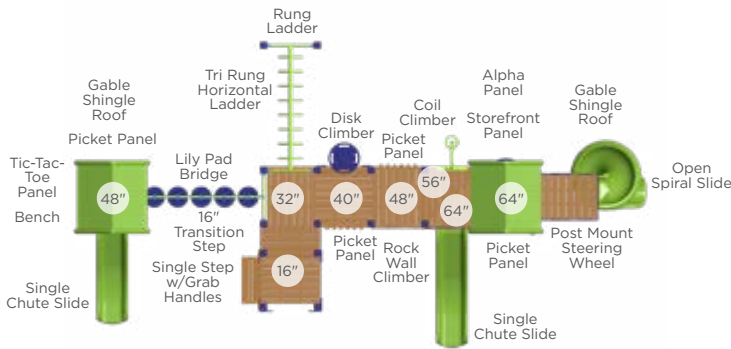


Play Structure Overhead Views Recycled

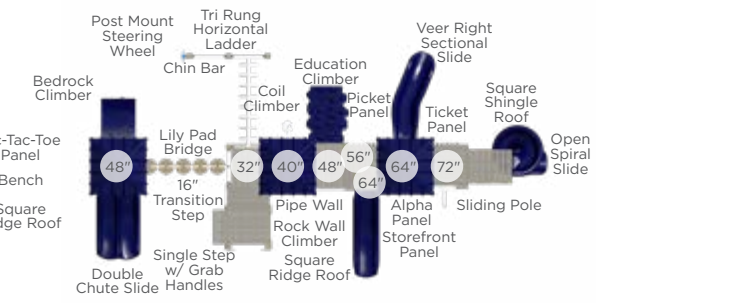
\$43,752  
GFP-20446  
Page 128



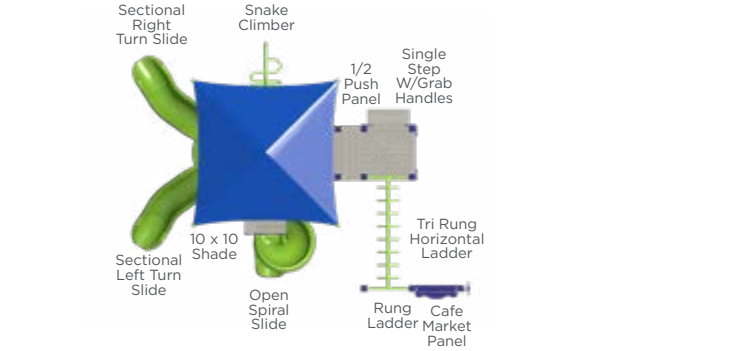
\$45,702  
GFP-30000  
Page 128



\$48,041  
GFP-30069  
Page 129

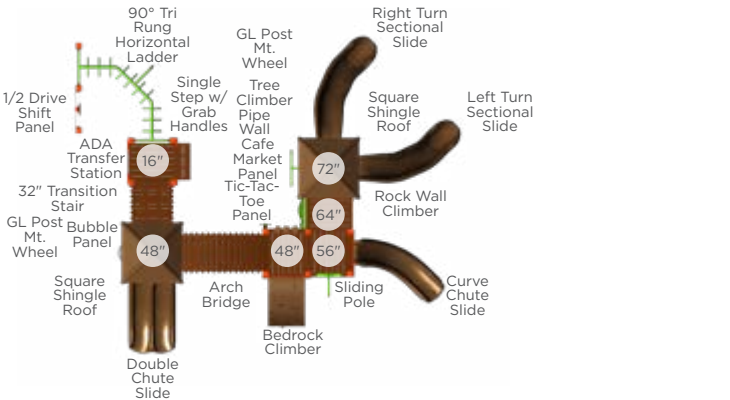


\$30,644  
GFP-20685  
Page 129

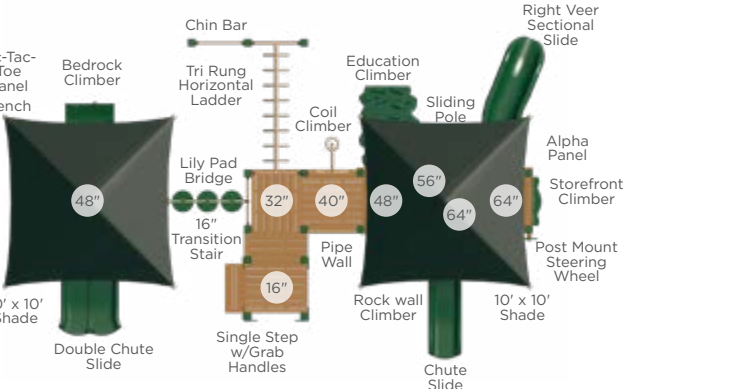


Play Structure Overhead Views Recycled

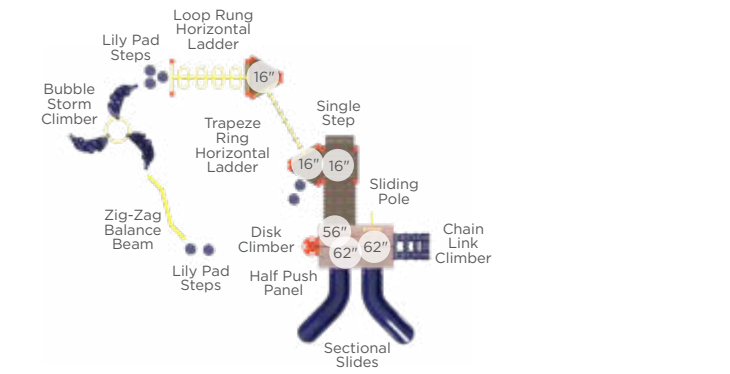
\$42,500  
GFP-30103  
Page 130



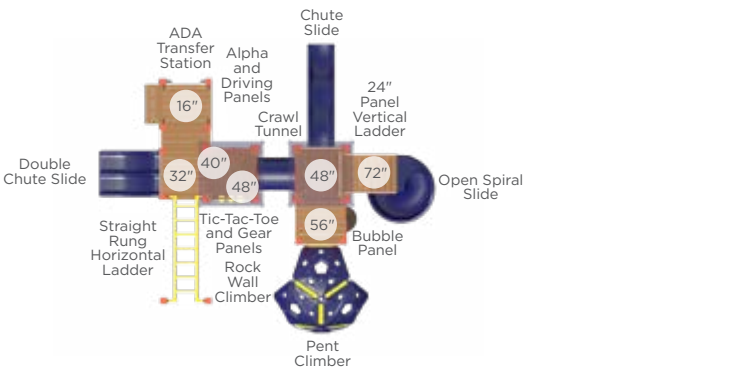
\$46,025  
GFP-20128-4  
Page 130



\$42,938  
GFP-20178  
Page 131



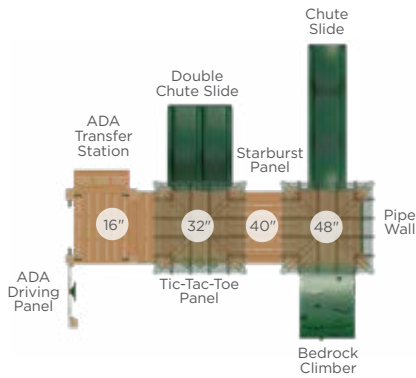
\$36,699  
GFP-20229  
Page 131



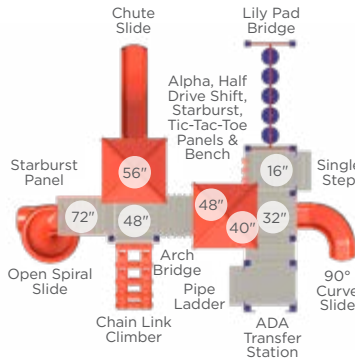


Play Structure Overhead Views Recycled

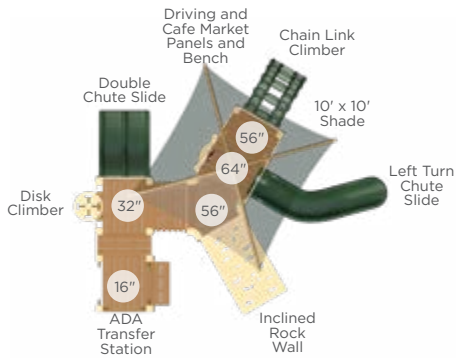
\$21,256  
GFP-10044  
Page 132



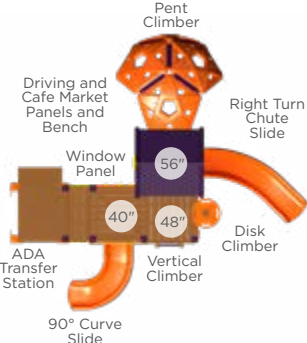
\$38,093  
GFP-10020-2  
Page 132



\$33,885  
GFP-10013  
Page 133

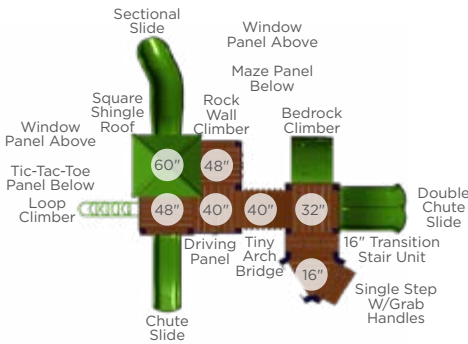


\$23,735  
GFP-20427  
Page 133

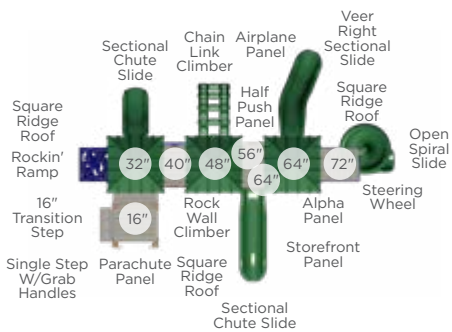


Play Structure Overhead Views Recycled

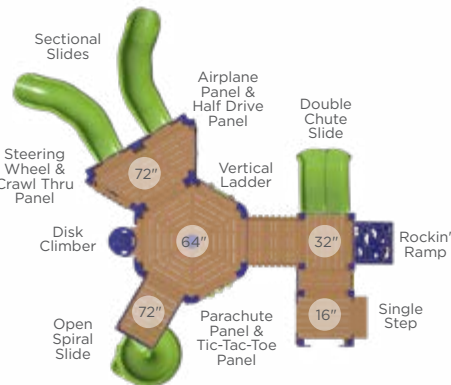
\$30,958  
GFP-20182  
Page 134



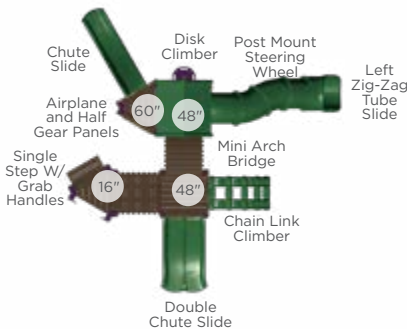
\$40,813  
GFP-30082  
Page 134



\$49,049  
GFP-20449-2  
Page 135



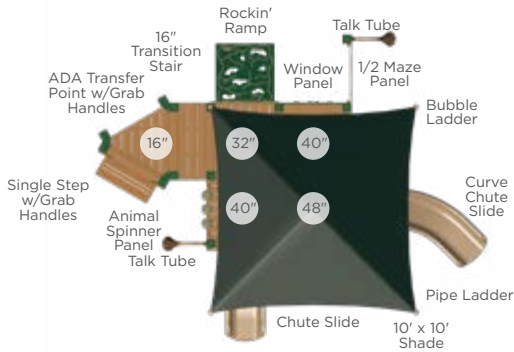
\$31,453  
GFP-20185  
Page 135



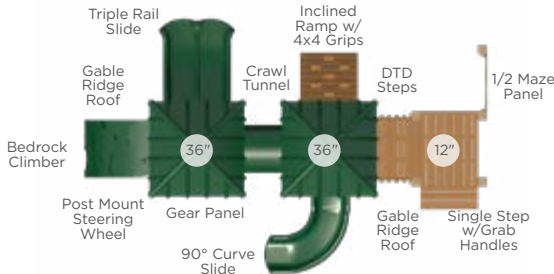


Play Structure Overhead Views Recycled

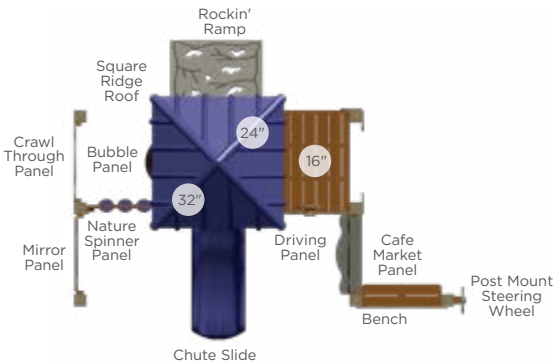
\$28,097  
GFP-20436  
Page 136



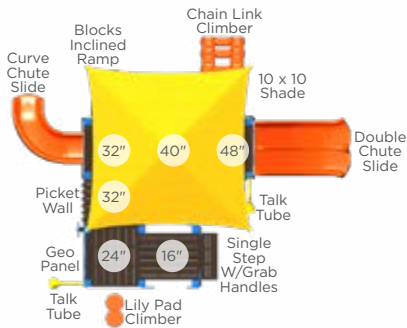
\$23,897  
GFP-20426-2  
Page 136



\$15,072  
GFP-20125-2  
Page 137




\$27,611  
GFP-20595  
Page 137

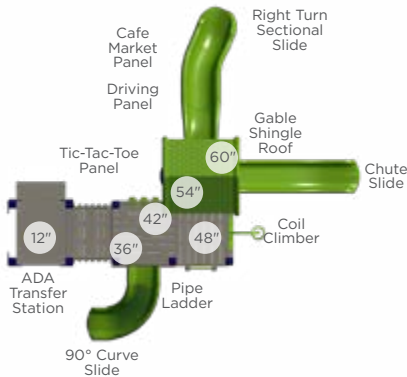


Play Structure Overhead Views Recycled

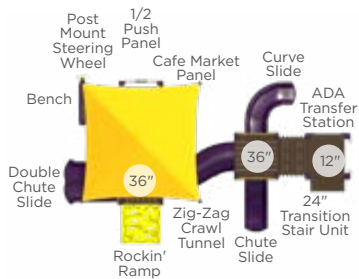
\$47,850  
GFP-30084  
Page 138



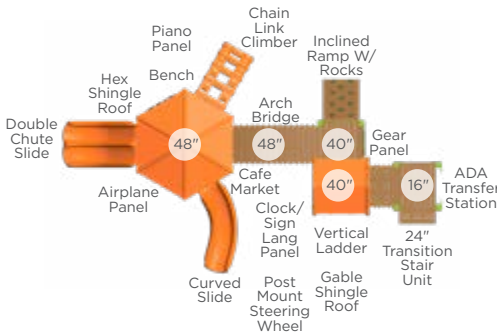
\$22,619  
GFP-10069  
Page 138



\$29,312  
GFP-20695  
Page 139



\$45,188  
GFP-30083  
Page 139





# We Make It *easy to buy*

Superior makes it easy to buy (no lengthy buying process!) by having a nationwide team of SRP Certified Partners and by having contracts with the following organizations.



### State-Specific Opportunities



The NASPO ValuePoint Cooperative Purchasing Organization is available to all public agencies, institutes of higher education, political subdivisions, and, in some cases, non-profit organizations in states who have obtained a NASPO ValuePoint Participating Addendum. Currently, we have partnered with the following states under NASPO ValuePoint Master Agreement No.: 6482.

- Kansas
- Montana
- New Mexico
- New York
- North Dakota
- Oregon
- Oklahoma
- South Carolina
- South Dakota
- Utah
- Washington
- And More!

### For Businesses



Navitas Credit Corporation is a nationwide direct lender with a focus on small and medium sized businesses. Navitas provides capital in the form of leases and loans to assist businesses in acquiring the equipment and financing they need to grow and stay competitive.

### For Government Entities



BuyBoard is an online purchasing cooperative that gives its members best pricing on products, equipment, and services that they use every day. Members save time and resources because the competitive procurement process has already been completed. BuyBoard's nationwide members include those in public schools, municipalities, county government, and all types of local government agencies and non-profits.



HGACBuy is a cooperative purchasing network available to local governments, state agencies, and certain non-profit corporations nationwide. All products offered by HGACBuy have been awarded through a public competitive process. To become a member of HGACBuy and to view products like ours, visit [hgacbuy.org](http://hgacbuy.org).



GSA Advantage!® is an online cooperative purchasing program that provides access to thousands of products and services. State and local government entities can take advantage of this buying power to get you the best value and price.

### For Everyone

Our Certified Partners have extensive knowledge and training in all Superior products. Find your closest representative by visiting [srplayground.com](http://srplayground.com) and clicking "[Contact a Rep.](#)"

# We Meet or Exceed *industry standards*

In our effort to provide quality and safe play products for children, our products meet or exceed the standards set forth by the below organizations. Additionally, we follow our own strict in-house standards and guidelines.



### International Play Equipment Manufacturers Association™

In the interest of playground safety, the International Play Equipment Manufacturers Association (IPEMA™) provides a third-party certification service whereby a designated independent laboratory, TÜV SÜD America Inc., (TÜV), validates an equipment manufacturer's certification of conformance to the standards below.

- ASTM F1487-11, excluding sections 7.1.1, 10 and 12.6.1: Standard Consumer Safety Performance Specification for Playground Equipment for Public Use
- CAN/CSA-Z614-14, excluding clauses 9.8, 10, and 11: Children's Playspaces and Equipment

A list of current validated products may be viewed on their website at [www.ipema.org](http://www.ipema.org). SRP is a member of this organization.



### American Society for Testing and Materials

The American Society for Testing and Materials (ASTM) is an independent and world renowned developer of technical standards utilized in testing a multitude of products. ASTM developed F1487 Standard Consumer Safety Performance Specifications for Playground Equipment for Public Use. The current standard is F1487-21, published in 2021.



### U.S. Consumer Product Safety Commission

The U.S. Consumer Product Safety Commission (CPSC) presents safety guidelines through the publication of their Public Playground Safety Handbook. This handbook promotes greater safety awareness among those who purchase, install, and maintain public playground equipment. The handbook can be viewed on the CPSC's website, [cpsc.gov](http://cpsc.gov).



### United States Access Board

The U.S. Access Board is a federal agency that promotes equality for people with disabilities. They've developed guidelines and standards for built environments, such as playgrounds.

### ISO 9001 and ISO 14001

ISO industry certification processes are issued by International Organization for Standardization. ISO 9001 is used to measure manufacturing standards and to certify company compliance with quality management systems covering design, development, production, installation, inspection, and testing. ISO 4001, also known as the "Green Certification," specifies the requirements of an organization having an environmental management system (EMS). SRP's steel playground line is manufactured in an ISO 9001 and ISO 14001 certified facility.

### PCI 4000

Certification by the Powder Coating Institute recognizes competency and processes in place to consistently produce high-quality powder coated products. PCI certification is the result of an extensive and rigorous audit process and SRP's steel playground manufacturing facility has this certification.

### In-House Standards

At Superior, we only use quality playground materials. Our playgrounds are proudly made in the USA and are built to last.

To ensure the safest play for your children, we offer:

- Quality control inspection on all parts and shipments
- All products must pass inspection in our IPEMA Certified In-House Testing Facility
- In-house production of most products
- All products meet or exceed CPSC, ASTM, and ADA Safety Guidelines
- On-staff CPSI certified employees
- Local field factory trained installation technicians
- Direct connect component attachment system
- Products constructed from Allied's heavy-wall galvanized steel tubing, which is protected by Allied's patented Flo-Coat® process that uses triple-coat corrosion protection (zinc, conversion coating, and clear topcoat) to provide a smooth, shiny appearance that is unmatched in strength and durability



### We Use Quality Playground Materials

Learn more about the materials we use in our playgrounds by visiting [srplayground.com/playground-materials](http://srplayground.com/playground-materials).



# Our Leading *warranty*

Our warranty guarantees years of unlimited fun. **View our full warranty by visiting us online at [srpplayground.com/warranty](http://srpplayground.com/warranty).**



Superior Recreational Products (SRP) warrants that its product will be free from defects in materials and workmanship as well as maintain structural integrity for the periods listed below from the date of invoice and once SRP has been paid in full. This warranty is in effect only if the product has been assembled and installed strictly in accordance with the setup instructions provided by SRP, good construction practices, and has been subjected only to normal use and exposure.

- Lifetime\* Warranty on playground steel and recycled posts, all stainless steel hardware, c-line fittings, and aluminum post caps
  - 20-Year Limited Warranty on steel Shade structures
  - 15-Year Limited Warranty on playground pipes, rungs, loops and rails, roto-molded plastics, HDPE plastic sheets, punched steel decks, and recycled decks
- 10-Year Limited Warranty on shade fabric and Ascend Rope Climber cable breakage
  - 5-Year Limited Warranty on powder coat and netting cable
  - 3-Year Limited Warranty on electronic play and Ascend Rope Climber flexible rubber belting
  - 1-Year Limited warranty on moving parts, Shade cable, and materials not covered above

**Limited Warranty: Structural Steel**  
SRP offers a \*Lifetime Limited Warranty on structural steel frames against failure due to rust-through corrosion under normal environmental conditions. Should the parts need to be replaced under the warranty, SRP will manufacture and ship new replacement parts at no charge for the first ten years, thereafter pro-rated at 50% for the second ten years and 25% from there on. Workmanship is warranted for a period of five years. This steel warranty shall be void if damage to the steel is caused by the installer or from physical damage, damage by salt spray or sprinkler systems, contact with chemicals, chlorine, pollution, misuse, vandalism, or any act of God.

**Limited Warranty: Powder Coat**  
Superior Recreational Products offers a 5-year Limited Warranty for powder coating to the original purchaser. This Limited Warranty is for factory applied finish only. Damage occurring from shipping, erection, vandalism, accidents, or field modification is not covered in this limited warranty and will require field touch-up immediately and periodically thereafter. The owner must report any defect in powder coat at the time the installation is completed. Not covered by this Limited Warranty are acute angles, welds, and end plates.

- The Limited Warranty for powder coating provides the following after a 5-year exposure period when applied according to the recommendations listed on the product’s technical data sheet and appropriate surface preparation has been utilized.
- The coatings shall retain their original color with a ΔE of <7.5 units for high chroma colors (yellows, reds, oranges, etc.) and a ΔE of<5.0 units for low chroma colors, when tested in accordance with ASTM D 2244.
  - The coating shall retain a minimum of 50% of its original gloss level after washing, when tested in accordance with ASTM D 523.
  - The coating shall exhibit chalking no worse than numerical rating of 6, when evaluated in accordance with ASTM D 659-80.

**Stainless Steel Series (Powered by Playdale Playgrounds)**  
Playdale Playgrounds warrants its products to the original customer to be free from structural failure due to defect in materials or workmanship during normal use and installation in accordance with the published specifications. The warranty shall commence on the date of the invoice and terminate at the end of the period on the full warranty statement. The warranty is valid only if the products are installed properly and in conformance of the specifications, installation guides, Playdale Playgrounds design layout, and properly maintained in accordance with the maintenance schedule provided within the installation instructions. Playdale Playgrounds reserves the right to accept or reject any claim in whole or in part. Playdale Playgrounds will not accept the return of any product without prior approval by Playdale management.


**Electronic Play**  
SRP guarantees the speakers, sound chips, and circuit boards used in the production of their electronic play products for 3 years, against electronic failure caused by manufacturing defects. This guarantee does not include failure as a result of any form of misuse, vandalism or neglect including, but not limited to accidental damage while changing the batteries or servicing the internal electronics, a failure to follow the battery replacement guide, the troubleshooting guide or the care and maintenance instructions for the electronics units.

**Pricing, Cancellation, Return, and Shipping Policies**  
All prices are F.O.B. factor and do not include freight, installation, shipping and handling, surfacing, or applicable taxes. All prices listed were current at the time of printing and in U.S. currency. Prices are subject to change without notice. To view our return policy, please visit [superiorrecreationalproducts.com/returns](http://superiorrecreationalproducts.com/returns). For information on Return Material Authorizations please call 1.800.327.8774. To view our shipping policy, please visit [superiorrecreationalproducts.com/shipping](http://superiorrecreationalproducts.com/shipping). For any further information, please call 1.800.327.8774.

*\*For the purpose of this warranty, lifetime encompasses no specific term of years, but rather that seller warrants to its original customer for as long as the original customer owns the product and uses the product for its intended purpose that the product and all parts will be free from defects in materials and manufacturing workmanship. This warranty does not cover damage caused by vandalism, misuse or abuse, altered or modified parts, or cosmetic damage such as scratches, dents, or fading or weathering and normal wear and tear. This warranty is valid only if the structures are installed in conformity with instructions provided by Superior Recreational Products using approved Superior Recreational Products parts. Superior Recreational Products will deliver the repaired or replacement part or parts to the site free of charge, but will not be responsible for labor or the labor costs of replacement. Warranty claims must be filed within the applicable warranty period and accompanied by a sales order or invoice number.*

## Color Options

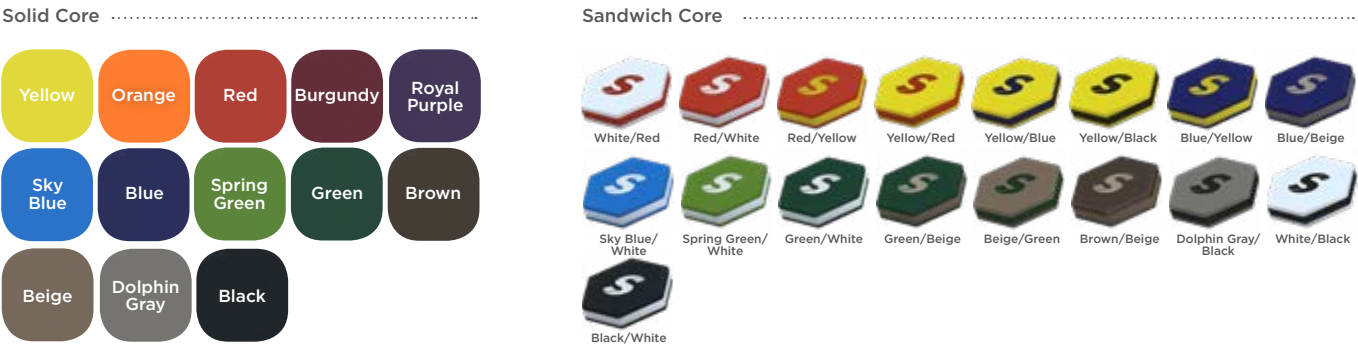
### Metal Colors




### Plastic Colors




### Activity Panel & Panel Colors



### Shade Colors | More Available!



### Steel Deck Colors




### Recycled Deck & Post Colors



*\*May affect delivery lead time.*

### Ascend Rope Colors



### Belt Seat Colors





Color Schemes



- Succulent**
- Champagne
  - Royal Purple
  - Light Green
  - Steel Gray

**NEW!**  
Shade Color  
Recommendation



- NEW!** **Espresso**
- Vanilla
  - Brown
  - Beige
  - Cream



- Electric**
- Chartreuse
  - Champagne
  - Blue
  - White
  - Silver



- Circus**
- Red
  - Yellow
  - Sky Blue
  - Yellow



- Nature Trail**
- Brown
  - Beige
  - Spring Green
  - Orange
  - Beige



- Northern Lights**
- Dark Blue
  - Champagne
  - Black
  - Light Green
  - Silver



- Santorini**
- Blue
  - Champagne
  - Vanilla
  - Beige
  - Beige



- Eclectic**
- Chartreuse
  - Orange
  - Burgundy
  - Champagne
  - Steel Gray



- Earth**
- Spring Green
  - Blue
  - Beige
  - Brown
  - Rivergum Green



- Deep Ocean**
- Bronze
  - Champagne
  - White
  - Sky Blue
  - Blue
  - Silver



- NEW!** **Wisteria**
- Champagne
  - Periwinkle
  - Royal Purple
  - Yellow
  - Purple



- Spring Bloom**
- Sky Blue
  - White
  - Spring Green
  - Orange
  - Rivergum Green



- Wilderness**
- Green
  - Beige
  - White
  - Light Green
  - Brown
  - Forest Green



- Modern Marsh**
- Champagne
  - Green
  - Spring Green
  - Bronze
  - Rivergum Green



- NEW!** **Cosmos**
- Champagne
  - Chartreuse
  - Royal Purple
  - Sky Blue
  - True Blue



- Spring Storm**
- Champagne
  - Spring Green
  - Sky Blue
  - Black
  - Lime



- Terra**
- Burgundy
  - Beige
  - Spring Green
  - Beige



- Galaxy**
- Dark Blue
  - Butterscotch
  - Champagne
  - Black
  - Midnight



- NEW!** **Pistachio**
- Vanilla
  - Chartreuse
  - Burgundy
  - Beige
  - Lime



- Reptile**
- Metallic
  - Yellow
  - Spring Green
  - Red
  - White
  - Rivergum Green



- Forest**
- Burgundy
  - Beige
  - Green
  - Beige



- NEW!** **Monarch**
- Champagne
  - Black
  - Orange
  - Yellow
  - Yellow




- NEW!** **Oasis**
- White
  - Blue
  - Spring Green
  - Orange
  - True Blue



- Van Gogh**
- Bronze
  - Metallic
  - Champagne
  - Periwinkle
  - Steel Gray





PLAYGROUNDS & SITE AMENITIES

KORKAT

221 CABLE INDUSTRIAL WAY  
CARROLLTON, GA 30117

SALES@KORKAT.COM  
1-888-356-7528

