

Superior
RECREATIONAL PRODUCTS
A PLAYCORE Company



SRP **FX**

THEMED PLAYGROUNDS CATALOG





IMAGINATION takes the lead.

A themed playground is like an open book, where every structure and element tells a unique story. These playgrounds become the backdrop for epic quests and heroic adventures. With themed equipment and vibrant design, the playground becomes a canvas for storytelling, fostering social interaction, and collaborative play. As children climb, swing, and slide, they're not just having fun — they're living out stories of bravery, discovery, and friendship, forging lasting memories with every visit.

What's Inside

18
Coastal
Themed

28
Nature
Themed

38
Agriculture
Themed

42
Aviation &
Space
Themed

46
City
Themed

54
Sports
Themed

58
Train &
Western
Themed

CONCEPT TO CREATION

As experts in creating **one-of-a-kind** playgrounds, our creative design team has been trusted with designing themes ranging from space to the ocean floor — and different activities, objects, and locations in between.

Handcrafted in the USA, we're one of the premiere manufacturers that can create themed playgrounds in either steel or recycled material. From **concept to creation**, we will work together to tell the unique story of your community through our themed playgrounds.

Mitchell County Elementary
Bakersville, North Carolina



The Towering Success of Mitchell County 3-8 School's Inclusive Playground

Mitchell County 3-8 School in Bakersville, NC was in need of a playground for a newly built Elementary and Middle school. Thanks to a grant and expertise from our SRP Certified Partner, MAPA Recreation, the playground installation was complete before the school opened for the new year in August 2024.

This project is unique because this is the first playground of this size anywhere in this county. It also withstood Hurricane Helene, which had wind gusts up to 100mph.

"The superintendent told me he wanted the playgrounds to be a wow-factor because they would be visible from the main road," Luke Rutherford of MAPA Recreation said.

There are two play environments that feature our iconic towers, one including a wide ramp for accessibility. The play areas also include swings, a net climber, shaded bench, and other freestanding play items.

"This project is unique because this is the first playground of this size anywhere in this county. It also withstood Hurricane Helene, which had wind gusts up to 100mph," Rutherford said.



TAKE YOUR PICK

You want choices. We've got them — along with the design expertise to take your ideas and make them real. Whether you want long-lasting steel or recycled materials that stand up to harsh salt air, let's combine your imagination with our expertise to reimagine the way children play.

3.5" Economy Series Ages 2-5, 2-12, 5-12

This budget-friendly series features a 3.5" post system, an 8' max deck height, and offers design flexibility for small spaces.



5" Series Ages 2-5, 2-12, 5-12

With its sturdy design, this 5" steel post and deck system is easy to install, offers the most design flexibility, features an 8' max deck height, and is ideal for inclusive play designs.



Recycled Series Ages 2-5, 2-12, 5-12

Our Recycled Series is an ideal option for natural play or coastal environments. The decks, 6" posts, and barriers utilize 100% recycled material.



Tower Series Ages 5-12

Our Tower Series features 5" steel posts and decks and our tallest deck heights.



All of our playgrounds feature a clean, no-clamp connection.



FX5-NAT-512-0519
Ages: 5-12 Years
Use Zone: 47' x 41'



Hillside Elementary School
Allendale, New Jersey





FXR-SHP-205-0076-A
Ages: 2-12 Years
Use Zone: 32' x 29'



FXR-SHP-512-0076-B
Ages: 5-12 Years
Use Zone: 59' x 34'



Lakefront Park
Port Arthur, Texas





Main City Park
Live Oak, Texas



FXR-COT-205-0169
Age Group: 2-5 Years
Use Zone: 37' x 36'




FXT-NAT-512-0078
Ages: 5-12 Years
Use Zone: 62' x 56'





FXR-NAT-212-0113
Ages: 2-12 Years
Use Zone: 39' x 37'

Lawrence Family Jewish Community Center
La Jolla, California






FX5-NAT-512-0468
Ages: 5-12 Years
Use Zone: 75' x 64'



FX5-TRN-212-0418
Ages: 2-12 Years
Use Zone: 47' x 27'



FX5-TRN-212-0418
Ages: 2-12 Years
Use Zone: 53' x 39'



Yadkin River Park
Linwood, North Carolina



Coastal THEME



FXR-SHP-212-0091
Ages: 2-12 Years
Use Zone: 37' x 29'

Coastal



New! **FXR-BCH-205-0186**
Ages: 2-5 Years
Use Zone: 33' x 29'

MODEL	AGES	CAPACITY	SIZE	USE ZONE	FALL HEIGHT	EST. TIMBER COUNT	ADA
FXR-SHP-212-0091	2-12	47	25' x 17'	37' x 29'	6'	28	Yes
FXR-BCH-205-0186	2-5	35	21' x 17'	33' x 29'	4'	25	Yes

Warning! Installation over a hard surface such as concrete, asphalt, or packed earth may result in serious injury from falls.



FXR-SHP-512-0076-B
Ages: 5-12 Years
Use Zone: 59' x 34'



FX5-CTL-512-0216
Ages: 5-12 Years
Use Zone: 39' x 35'

Coastal



FXR-SHP-205-0076-A
Ages: 2-5 Years
Use Zone: 32' x 29'



FXT-CTL-512-0072
Ages: 5-12 Years
Use Zone: 35' x 34'
Deck Height: 10'

MODEL	AGES	CAPACITY	SIZE	USE ZONE	FALL HEIGHT	EST. TIMBER COUNT	ADA
FXR-SHP-512-0076-B	5-12	129	44' x 22'	59' x 34'	8'	43	Yes
FXR-SHP-205-0076-A	2-5	53	20' x 16'	32' x 29'	4'	24	Yes

MODEL	AGES	CAPACITY	SIZE	USE ZONE	FALL HEIGHT	EST. TIMBER COUNT	ADA
FX5-CTL-512-0216	5-12	58	27' x 23'	39' x 35'	6'	30	Yes
FXT-CTL-512-0072	5-12	39	24' x 19'	35' x 34'	10'	29	Yes



New! FXR-SHP-205-0180
Ages: 2-5 Years
Use Zone: 42' x 30'



FXR-BCH-212-0037
Ages: 2-12 Years
Use Zone: 50' x 34'



FX5-NAT-212-0302
Ages: 2-12 Years
Use Zone: 45' x 39'



FX5-SHP-512-0159
Ages: 5-12 Years
Use Zone: 43' x 33'

MODEL	AGES	CAPACITY	SIZE	USE ZONE	FALL HEIGHT	EST. TIMBER COUNT	ADA
FXR-SHP-205-0180	2-5	106	30' x 19'	42' x 30'	4'	31	Yes
FX5-NAT-212-0302	2-12	42	33' x 29'	45' x 39'	6'	34	Yes

MODEL	AGES	CAPACITY	SIZE	USE ZONE	FALL HEIGHT	EST. TIMBER COUNT	ADA
FXR-BCH-212-0037	2-12	81	38' x 22'	50' x 34'	6'	37	Yes
FX5-SHP-512-0159	5-12	72	32' x 21'	43' x 33'	6'	33	Yes

FXR-BCH-212-0168

Ages: 2-12 Years
Use Zone: 31' x 27'



FXR-SHP-212-0127

Ages: 2-12 Years
Use Zone: 44' x 34'



FXR-SHP-512-0178

Ages: 5-12 Years
Use Zone: 40' x 29'



FXR-BCH-212-0179

Ages: 2-12 Years
Use Zone: 44' x 39'



FX5-SHP-512-0190

Ages: 2-12 Years
Use Zone: 60' x 54'

Concept Only*



FXR-SHP-212-0075

Ages: 2-12 Years
Use Zone: 42' x 33'



MODEL	AGES	CAPACITY	SIZE	USE ZONE	FALL HEIGHT	EST. TIMBER COUNT	ADA
FXR-BCH-212-0168	2-12	47	20' x 15'	31' x 27'	5'	24	Yes
FXR-SHP-212-0127	2-12	69	28' x 22'	40' x 22'	5'	30	Yes
FX5-SHP-512-0190	2-12	140	47' x 42'	60' x 54'	6'	52	Yes

MODEL	AGES	CAPACITY	SIZE	USE ZONE	FALL HEIGHT	EST. TIMBER COUNT	ADA
FXR-SHP-512-0178	5-12	99	31' x 28'	42' x 40'	7'	37	Yes
FXR-BCH-212-0179	2-12	70	32' x 27'	44' x 39'	6'	35	Yes
FXR-SHP-212-0075	2-12	79	30' x 23'	42' x 33'	52"	31	Yes

*Conceptual renderings only. Subject to change without notice at SRP's discretion.

What's timber count? The amount of 4" playground timbers needed to surround the playground should a type of loose fill surfacing be used.

FX5-AQU-512-0321

Ages: 5-12 Years
Use Zone: 35' x 19'



FX5-SHP-205-0060

Ages: 2-5 Years
Use Zone: 33' x 27'



FX3-SHP-212-0007

Ages: 2-12 Years
Use Zone: 42' x 31'

*Concept Only**



FX3-SHP-512-0008


Ages: 5-12 Years
Use Zone: 47' x 36'

*Concept Only**



FXT-CTL-512-0081

Ages: 5-12 Years
Use Zone: 57' x 47'



Expand Your Theme



Clownfish Rider
Model: TFS0039XX
Use Zone: 16' x 14'
Ages: 2-5



Lifeguard Vehicle
Model: TFR0653XX
Ages: 2-5, 5-12
Clearance Zone: 17' x 13'



Palm Tree Shade
Model: EFR0131XX
Size: 32' x 21'

MODEL	AGES	CAPACITY	SIZE	USE ZONE	FALL HEIGHT	EST. TIMBER COUNT	ADA
FX5-AQU-512-0321	5-12	37	23' x 10'	35' x 19'	6'	24	Yes
FX5-SHP-205-0060	2-5	44	21' x 17'	33' x 27'	4'	25	Yes
FXT-CTL-512-0081	5-12	97	46' x 33'	57' x 47'	12'	53	Yes

MODEL	AGES	CAPACITY	SIZE	USE ZONE	FALL HEIGHT	EST. TIMBER COUNT	ADA
FX3-SHP-212-0007	2-12	45	30' x 19'	42' x 31'	5'	30	Yes
FX3-SHP-512-0008	5-12	57	35' x 24'	47' x 36'	7'	36	Yes

Warning! Installation over a hard surface such as concrete, asphalt, or packed earth may result in serious injury from falls.

Nature THEME



FX5-MAR-212-0373
Ages: 2-12 Years
Use Zone: 57' x 47'


Nature



FX5-NAT-512-0468
Ages: 5-12 Years
Use Zone: 75' x 64'

MODEL	AGES	CAPACITY	SIZE	USE ZONE	FALL HEIGHT	EST. TIMBER COUNT	ADA
FX5-MAR-212-0373	2-12	130	45' x 36'	57' x 47'	7'	55	Yes
FX5-NAT-512-0468	5-12	235	69' x 51'	75' x 64'	7'	69	Yes

What's timber count? The amount of 4' playground timbers needed to surround the playground should a type of loose fill surfacing be used.



New!

FX5-NAT-512-0519

Ages: 5-12 Years
Use Zone: 47' x 41'



FX5-MAR-212-0108

Ages: 2-12 Years
Use Zone: 53' x 32'

Nature



New!

FXT-NAT-512-0078

Ages: 5-12 Years
Use Zone: 62' x 56'
Deck Height: 13'



FX5-MAR-512-0372

Ages: 5-12 Years
Use Zone: 80' x 48'

MODEL	AGES	CAPACITY	SIZE	USE ZONE	FALL HEIGHT	EST. TIMBER COUNT	ADA
FX5-NAT-512-0519	5-12	82	35' x 30'	47' x 41'	7'	38	Yes
FXT-NAT-512-0078	5-12	168	50' x 43'	62' x 56'	13'	51	Yes

MODEL	AGES	CAPACITY	SIZE	USE ZONE	FALL HEIGHT	EST. TIMBER COUNT	ADA
FX5-MAR-212-0108	5-12	114	41' x 21'	53' x 32'	6'	40	Yes
FX5-MAR-512-0372	5-12	104	66' x 40'	80' x 48'	7'	61	Yes



FX5-NAT-512-0218
 Ages: 5-12 Years
 Use Zone: 42' x 35'



FXR-NAT-212-0113
 Ages: 2-12 Years
 Use Zone: 39' x 37'

Nature



New! **FX5-NAT-512-0389**
 Ages: 5-12 Years
 Use Zone: 56' x 44'



New! **FXR-NAT-205-0030**
 Ages: 2-5 Years
 Use Zone: 33' x 25'

MODEL	AGES	CAPACITY	SIZE	USE ZONE	FALL HEIGHT	EST. TIMBER COUNT	ADA
FX5-NAT-512-0218	5-12	85	30' x 23'	42' x 35'	6'	34	Yes
FX5-NAT-512-0389	5-12	86	43' x 31'	56' x 44'	8'	43	Yes

MODEL	AGES	CAPACITY	SIZE	USE ZONE	FALL HEIGHT	EST. TIMBER COUNT	ADA
FXR-NAT-212-0113	2-12	99	27' x 25'	39' x 37'	6'	33	Yes
FXR-NAT-205-0030	2-5	64	21' x 14'	33' x 25'	4'	25	Yes



FX5-MAR-212-0290

Ages: 2-12 Years
Use Zone: 35' x 25'



New! **FXR-NAT-512-0148**
Ages: 5-12 Years
Use Zone: 57' x 37'



New! **FX5-NAT-212-0277**
Ages: 2-12 Years
Use Zone: 40' x 28'



FXR-COT-205-0169

Age Group: 2-5 Years
Use Zone: 37' x 36'

New! **FXT-NAT-512-0095**
Ages: 5-12 Years
Use Zone: 73' x 57'



Reverse View



MODEL	AGES	CAPACITY	SIZE	USE ZONE	FALL HEIGHT	EST. TIMBER COUNT	ADA
FX5-MAR-212-0290	2-12	38	24' x 13'	35' x 25'	5'	24	Yes
FX5-COT-205-0169	2-5	64	25' x 24'	37' x 36'	4'	31	Yes

MODEL	AGES	CAPACITY	SIZE	USE ZONE	FALL HEIGHT	EST. TIMBER COUNT	ADA
FXR-NAT-512-0148	5-12	83	43' x 25'	57' x 37'	8'	42	Yes
FX5-NAT-212-0277	2-12	58	28' x 16'	40' x 28'	6'	29	Yes
FXT-NAT-512-0095	5-12	157	60' x 47'	73' x 57'	14'	70	Yes

Warning! Installation over a hard surface such as concrete, asphalt, or packed earth may result in serious injury from falls.

FX3-NAT-212-0005

Ages: 2-12 Years
Use Zone: 31' x 28'
Concept Only*



FX3-NAT-512-0006

Ages: 5-12 Years
Use Zone: 46' x 33'
Concept Only*



New! **FX5-MAR-212-0545**

Ages: 2-12 Years
Use Zone: 44' x 40'

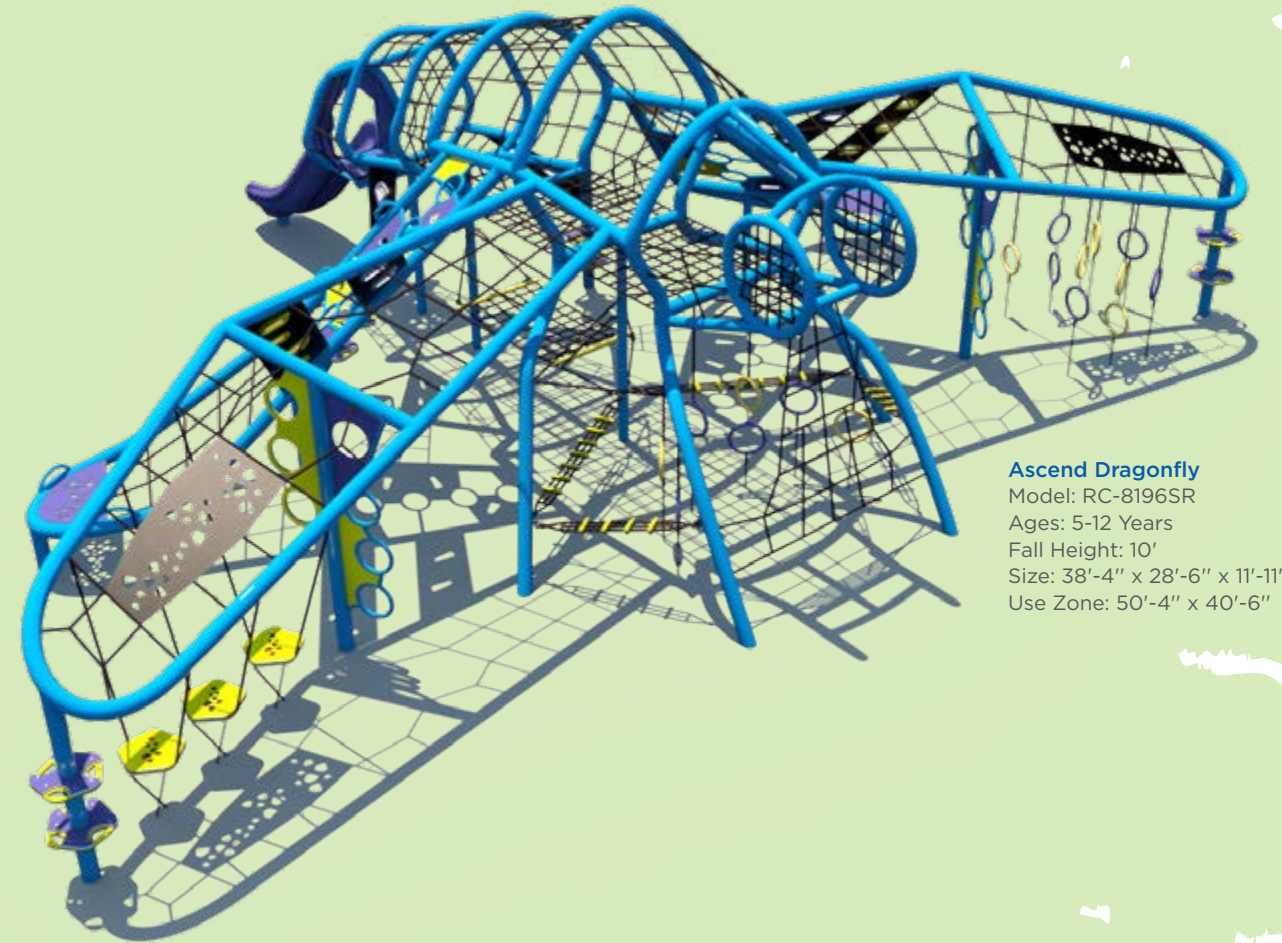


Reverse View



MODEL	AGES	CAPACITY	SIZE	USE ZONE	FALL HEIGHT	EST. TIMBER COUNT	ADA
FX3-NAT-212-0005	2-12	27	19' x 16'	31' x 28'	5'	34	Yes
FX3-NAT-512-0006	5-12	40	34' x 21'	46' x 33'	7'	33	Yes
FX5-MAR-212-0545	2-12	123	32' x 28'	44' x 40'	6'	36	Yes

Expand Your Theme



Ascend Dragonfly
Model: RC-8196SR
Ages: 5-12 Years
Fall Height: 10'
Size: 38'-4" x 28'-6" x 11'-11"
Use Zone: 50'-4" x 40'-6"



New! **Brookside Cabin**
Concept Only*



4' Log Tunnel
Model: 4LT
Clearance Zone: 15' 5" x 15' 8"
Ages: 2-12



Flower
Model: FWR-#-IG-SRP
Each flower sold separately
Toddler Sizes Also Available

Agriculture THEME



FXR-FRM-512-0072
Ages: 5-12 Years
Use Zone: 71' x 56'



Agricultural



FXR-FRM-205-0038
Ages: 2-5 Years
Use Zone: 34' x 27'



MODEL	AGES	CAPACITY	SIZE	USE ZONE	FALL HEIGHT	EST. TIMBER COUNT	ADA
FXR-FRM-512-0072	5-12	140	64' x 44'	71' x 56'	7'	62	Yes
FXR-FRM-205-0038	2-5	35	22' x 15'	34' x 27'	4'	26	Yes

What's timber count? The amount of 4" playground timbers needed to surround the playground should a type of loose fill surfacing be used.

FX5-FRM-205-0401

Ages: 2-5 Years
Use Zone: 40' x 29'
Concept Only*



FX5-FRM-212-0271

Ages: 2-12 Years
Use Zone: 66' x 22'
Concept Only*



FX3-FRM-212-0009

Ages: 2-12 Years
Use Zone: 33' x 29'
Concept Only*



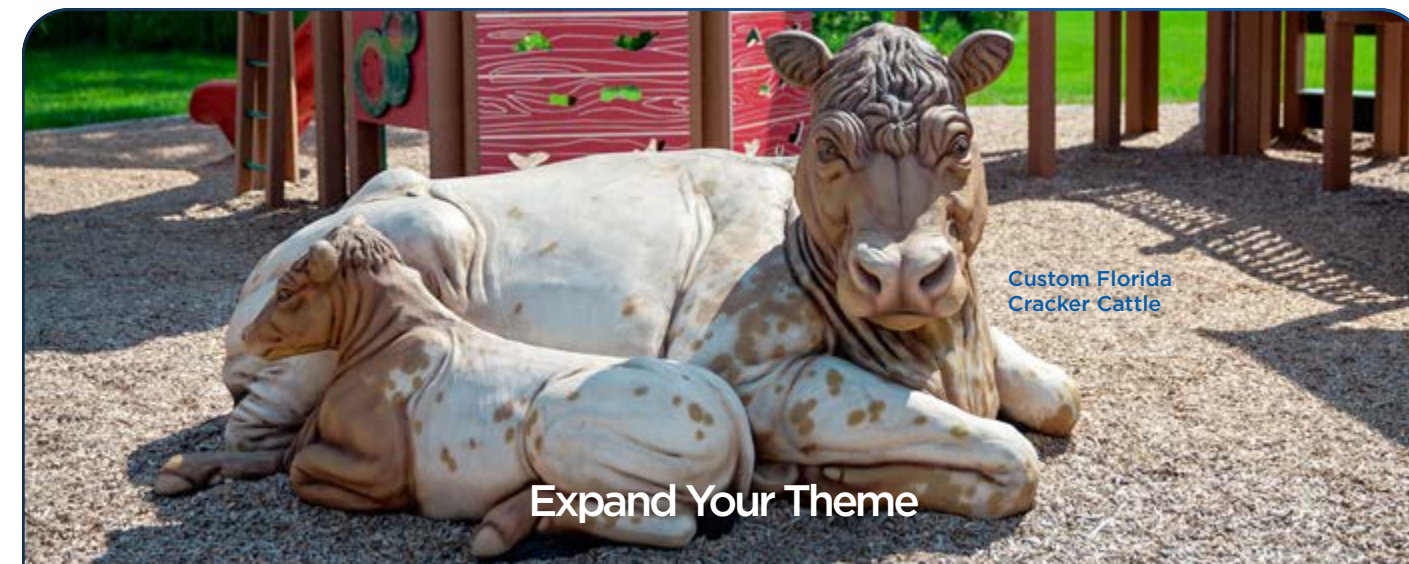
FX3-FRM-512-0010

Ages: 5-12 Years
Use Zone: 44' x 38'
Concept Only*



FXR-FRM-212-0194

Ages: 2-12 Years
Use Zone: 69' x 55'



Pig Rider
Model: TFS0027XX
Ages: 12-23 Months, 2-5
Use Zone: 17' x 17'



Concept Chicken Rider
Ages: 2-5, 5-12
Use Zone: 16' x 14'



R-Town® Barn
Model: 47505
Ages: 2-5
Dimensions: 4' x 4'

MODEL	AGES	CAPACITY	SIZE	USE ZONE	FALL HEIGHT	EST. TIMBER COUNT	ADA
FX5-FRM-205-0401	2-5	50	28' x 17'	40' x 29'	3'	19	Yes
FX5-FRM-212-0271	2-12	69	54' x 10'	66' x 22'	4'	50	Yes
FXR-FRM-212-0194	2-12	195	57' x 43'	69' x 55'	5'	68	Yes

MODEL	AGES	CAPACITY	SIZE	USE ZONE	FALL HEIGHT	EST. TIMBER COUNT	ADA
FX3-FRM-212-0009	2-12	33	17' x 21'	33' x 29'	5'	26	Yes
FX3-FRM-512-0010	5-12	42	30' x 24'	44' x 38'	8'	38	Yes

Aviation & Space THEME



FX5-EFR-212-0183
Ages: 2-12 Years
Use Zone: 45' x 35'

Customize
Your Own
Graphics!

Aviation & Space



New! FX5-SPC-512-0082
Ages: 5-12 Years
Use Zone: 52' x 45'



MODEL	AGES	CAPACITY	SIZE	USE ZONE	FALL HEIGHT	EST. TIMBER COUNT	ADA
FX5-EFR-212-0183	2-12	68	33' x 23'	45' x 35'	5'	33	Yes
FX5-SPC-512-0082	5-12	104	38' x 32'	52' x 45'	8'	45	Yes

What's timber count? The amount of 4' playground timbers needed to surround the playground should a type of loose fill surfacing be used.

FX5-AIR-512-0206

Ages: 2-12 Years
Use Zone: 55' x 47'



FXR-SPC-205-0131

Ages: 2-5 Years
Use Zone: 44' x 41'



FX5-SPC-512-0585

Ages: 5-12 Years
Use Zone: 34' x 33'



New! **FX5-AIR-512-0469**


Ages: 5-12 Years
Use Zone: 51' x 40'



New! **FX5-SPC-512-0123**

Ages: 5-12 Years
Use Zone: 70' x 39'

Concept Only*



Expand Your Theme



New! **Ascend Airplane**
Model: RC-P101SR
Ages: 5-12 Years
Use Zone: 39'-1" x 34'-9"

MODEL	AGES	CAPACITY	SIZE	USE ZONE	FALL HEIGHT	EST. TIMBER COUNT	ADA
FX5-AIR-512-0206	2-12	155	43' x 40'	55' x 47'	3'	44	Yes
FX5-AIR-512-0469	5-12	88	39' x 28'	51' x 40'	8'	42	Yes

MODEL	AGES	CAPACITY	SIZE	USE ZONE	FALL HEIGHT	EST. TIMBER COUNT	ADA
FXR-SPC-205-0131	2-5	80	30' x 28'	44' x 41'	4	36	Yes
FX5-SPC-512-0585	5-12	39	24' x 23'	34' x 33'	5	28	Yes
FX5-SPC-512-0123	5-12	180	59' x 25'	70' x 39'	8'	54	Yes

Warning! Installation over a hard surface such as concrete, asphalt, or packed earth may result in serious injury from falls.



City

THEME

FXT-CVL-512-0076


Ages: 5-12 Years
Use Zone: 58' x 57'
Deck Height: 14'



City

FX5-CVL-212-0350

Ages: 2-12 Years
Use Zone: 69' x 41'



MODEL	AGES	CAPACITY	SIZE	USE ZONE	FALL HEIGHT	EST. TIMBER COUNT	ADA
FXT-CVL-512-0076	5-12	168	46' x 43'	58' x 57'	13'	50	Yes
FX5-CVL-212-0350	2-12	199	56' x 29'	69' x 41'	6'	45	Yes

What's timber count? The amount of 4' playground timbers needed to surround the playground should a type of loose fill surfacing be used.



FXT-EFR-512-0074
 Ages: 5-12 Years
 Use Zone: 58' x 32'
 Deck Height: 10'



FX5-EFR-212-0333
 Ages: 2-12 Years
 Use Zone: 36' x 30'

City



FX5-EFR-212-0162
 Ages: 2-12 Years
 Use Zone: 36' x 22'



New! **FX5-CAS-512-0465**
 Ages: 5-12 Years
 Use Zone: 49' x 46'

MODEL	AGES	CAPACITY	SIZE	USE ZONE	FALL HEIGHT	EST. TIMBER COUNT	ADA
FXT-EFR-512-0074	5-12	119	47' x 43'	58' x 32'	10'	42	Yes
FX5-EFR-212-0162	2-12	87	24' x 22'	36' x 22'	5'	30	Yes

MODEL	AGES	CAPACITY	SIZE	USE ZONE	FALL HEIGHT	EST. TIMBER COUNT	ADA
FX5-EFR-212-0333	2-12	54	24' x 20'	36' x 30'	4'	29	Yes
FX5-CAS-512-0465	5-12	104	36' x 35'	49' x 46'	6'	44	Yes



FXR-COT-212-0157
 Age Group: 2-12 Years
 Use Zone: 44' x 37'



FXR-COT-205-0191
 Age Group: 2-5 Years
 Use Zone: 30' x 22'



FXR-COT-205-0156
 Age Group: 2-5 Years
 Use Zone: 32' x 28'



FX3-CAS-212-0012
 Ages: 2-12 Years
 Use Zone: 33' x 24'



FX3-CAS-512-0013
 Ages: 5-12 Years
 Use Zone: 37' x 36'



FXR-COT-205-0187
 Age Group: 2-5 Years
 Use Zone: 35' x 28'



MODEL	AGES	CAPACITY	SIZE	USE ZONE	FALL HEIGHT	EST. TIMBER COUNT	ADA
FXR-COT-212-0157	2-12	82	32' x 25'	44' x 37'	6'	35	Yes
FX3-CAS-212-0012	2-12	22	21' x 12'	33' x 24'	5'	24	Yes
FX3-CAS-512-0013	5-12	28	24' x 24'	37' x 36'	7'	31	Yes

MODEL	AGES	CAPACITY	SIZE	USE ZONE	FALL HEIGHT	EST. TIMBER COUNT	ADA
FXR-COT-205-0191	2-5	25-30	18' x 13'	30' x 22'	3'	22	Yes
FXR-COT-205-0156	2-5	45-50	20' x 16'	32' x 28'	4'	25	Yes
FXR-COT-205-0187	2-5	10-15	22' x 16'	35' x 28'	4'	27	Yes

What's timber count? The amount of 4" playground timbers needed to surround the playground should a type of loose fill surfacing be used.

New! FX5-EFR-512-0026
Ages: 5-12 Years
Use Zone: 51' x 38'



New! FX5-CAS-212-0586
Ages: 2-12 Years
Use Zone: 36' x 34'



New! FXR-DOT-205-0239
Ages: 2-5 Years
Use Zone: 37' x 38'



Reverse View

New! FX5-EFR-205-0578
Ages: 2-5 Years
Use Zone: 103' x 87'



Reverse View

Expand Your Theme



New! Diner Playhouse
Ages: 2-12
Size: 5.5' x 8'
Concept Only*



New! Ambulance Rider
Ages: 2-12
Concept Only*



New! Garage Trike Shed
Size: 8' x 4'
Concept Only*

MODEL	AGES	CAPACITY	SIZE	USE ZONE	FALL HEIGHT	EST. TIMBER COUNT	ADA
FX5-EFR-512-0026	5-12	70	39' x 38'	51' x 38'	7'	40	Yes
FX5-CAS-212-0586	2-12	61	24' x 22'	36' x 34'	5'	29	Yes
FX5-EFR-205-0578	2-5	312	94' x 75'	103' x 87'	4'	93	Yes

MODEL	AGES	CAPACITY	SIZE	USE ZONE	FALL HEIGHT	EST. TIMBER COUNT	ADA
FXR-DOT-205-0239	2-5	85	25' x 26'	37' x 38'	4'	33	Yes

Warning! Installation over a hard surface such as concrete, asphalt, or packed earth may result in serious injury from falls.

Sports THEME



FX5-SPT-212-0265

Ages: 2-12 Years
Use Zone: 50' x 47'



Sports

FXT-SPT-512-0071

Ages: 5-12 Years
Use Zone: 66' x 57'
Deck Height: 14'



MODEL	AGES	CAPACITY	SIZE	USE ZONE	FALL HEIGHT	EST. TIMBER COUNT	ADA
FX5-SPT-212-0265	2-12	117	38' x 35'	50' x 47'	7'	43	Yes
FXT-SPT-512-0071	5-12	201	53' x 43'	66' x 57'	13'	51	Yes

What's timber count? The amount of 4' playground timbers needed to surround the playground should a type of loose fill surfacing be used.



FX5-SPT-212-0240
Ages: 2-12 Years
Use Zone: 52' x 41'

New! **FX5-SPT-205-0220**
Ages: 2-12 Years
Use Zone: 41' x 29'



Reverse View



New! **FXR-SPT-205-0230**
Ages: 2-5 Years
Use Zone: 39' x 34'



New! **FX3-SPT-212-0053**
Ages: 2-12 Years
Use Zone: 36' x 32'



Expand Your Theme



New! **Scoreboard Climber**
Model: EFR0135XX
Ages: 2-5, 5-12



New! **Racehorse Rider**
Ages: 2-5, 5-12
Use Zone: 17' x 17'
Concept Only*



Sport Spin About
Use Zone: 14' x 14'
Ages: 5-12
Baseball: TFR16588XX
Football: TFR16596XX
Soccer: TFR16594XX

MODEL	AGES	CAPACITY	SIZE	USE ZONE	FALL HEIGHT	EST. TIMBER COUNT	ADA
FX5-SPT-212-0240	2-12	85	42' x 29'	52' x 41'	6'	40	Yes
FXR-SPT-205-0230	2-5	46	27' x 22'	39' x 34'	4'	31	Yes
FX3-SPT-212-0053	2-12	37	28' x 20'	36' x 32'	6'	29	Yes

MODEL	AGES	CAPACITY	SIZE	USE ZONE	FALL HEIGHT	EST. TIMBER COUNT	ADA
FX5-SPT-205-0220	2-12	65	29' x 17'	41' x 29'	5'	29	Yes

Train & Western THEME



New!
FX5-TRN-212-0418
 Ages: 2-12 Years
 Use Zone: 47' x 27'

Train & Western



FX5-WST-512-0305
 Ages: 5-12 Years
 Use Zone: 56' x 42'




MODEL	AGES	CAPACITY	SIZE	USE ZONE	FALL HEIGHT	EST. TIMBER COUNT	ADA
FX5-TRN-212-0418	2-12	74	35' x 15'	47' x 27'	4'	32	Yes
FX5-WST-512-0305	5-12	123	44' x 31'	56' x 42'	7'	48	Yes

What's timber count? The amount of 4" playground timbers needed to surround the playground should a type of loose fill surfacing be used.



FX5-WST-212-0309
 Ages: 2-12 Years
 Use Zone: 43' x 43'



FXR-TRN-512-0029
 Ages: 5-12 Years
 Use Zone: 61' x 49'



FX5-WST-512-0074
 Ages: 5-12 Years
 Use Zone: 49' x 33'



FXR-WST-212-0099
 Ages: 2-12 Years
 Use Zone: 40' x 32'



MODEL	AGES	CAPACITY	SIZE	USE ZONE	FALL HEIGHT	EST. TIMBER COUNT	ADA
FX5-WST-212-0309	2-12	87	31' x 30'	43' x 43'	6'	37	Yes
FX5-WST-512-0074	5-12	88	40' x 23'	49' x 33'	6'	38	Yes

MODEL	AGES	CAPACITY	SIZE	USE ZONE	FALL HEIGHT	EST. TIMBER COUNT	ADA
FXR-TRN-512-0029	5-12	120	49' x 37'	61' x 49'	7'	51	Yes
FXR-WST-212-0099	2-12	36	28' x 20'	40' x 32'	5'	30	Yes



FXR-TRN-212-0093
 Ages: 2-12 Years
 Use Zone: 45' x 32'



FX3-TRN-212-0015
 Ages: 2-12 Years
 Use Zone: 40' x 29'



FX3-TRN-512-0016
 Ages: 5-12 Years
 Use Zone: 53' x 27'

FX3-WST-205-0001
 Ages: 2-5 Years
 Use Zone: 31' x 29'
 Concept Only*



FX3-WST-512-0004
 Ages: 5-12 Years
 Use Zone: 42' x 35'
 Concept Only*



Expand Your Theme



Teepee Climber
 Model: TFR0681XX
 Use Zone: 25' x 23'
 Height: 4'
 Ages: 2-5, 5-12



Stage Coach
 Model: EFR0123XX
 Ages: 2-12
 Use Zone: 20' x 16'



Horse Rider
 Model: TFS0026XX
 Use Zone: 17' x 17'
 Ages: 12-23 Months, 2-5

MODEL	AGES	CAPACITY	SIZE	USE ZONE	FALL HEIGHT	EST. TIMBER COUNT	ADA
FXR-TRN-212-0093	2-12	67	33' x 20'	45' x 32'	5'	32	Yes
FX3-WST-205-0001	2-5	29	19' x 17'	31' x 29'	4'	25	Yes
FX3-WST-512-0004	5-12	38	29' x 22'	42' x 35'	8'	34	Yes

MODEL	AGES	CAPACITY	SIZE	USE ZONE	FALL HEIGHT	EST. TIMBER COUNT	ADA
FX3-TRN-212-0015	2-12	41	28' x 16'	40' x 29'	6'	29	Yes
FX3-TRN-512-0016	5-12	51	39' x 16'	53' x 27'	8'	36	Yes

What's timber count? The amount of 4' playground timbers needed to surround the playground should a type of loose fill surfacing be used.



Complete YOUR Space

With Just One Company

Superior Shade

We offer shade structures for nearly every application. Shop our collection when looking for:

- Playground Shades
- Site Furnishing Shades
- Picnic Area Shades
- Bleacher Shades
- And More!

Visit srpshade.com to learn more.

Superior Shelter

We offer shelter structures that provide protection from both the weather and the sun. Shop our collection when looking for:

- Picnic Pavilions
- Bleacher Covers
- Wayfinding Kiosks
- And More!

Visit srpshelter.com to learn more.

Superior Amenities

We offer a full line of benches, tables, and trash receptacles in a variety of styles. Shop our collection when looking for:

- Tables
- Benches
- Trash Receptacles
- Bike Racks
- And More!

Visit srpsiteamenities.com to learn more.

Color Options

Metal Colors

Gloss



Matte or Metallic



Plastic Colors



Activity Panel & Panel Colors

Solid Core




Sandwich Core



Shade Colors | More Available!



Steel Deck Colors



Recycled Deck & Post Colors



*May affect delivery lead time.



PLAYGROUNDS & SITE AMENITIES

sales@korkat.com

1-888-356-7528

<https://www.korkat.com/>

