


# Superior<sup>®</sup> *Playgrounds*



2026 Product Catalog





# INSPIRE

# AND

# EMPOWER

# PLAY

At Superior, we help you transform ordinary play into a realm of limitless possibilities. Play takes the lead in our thoughtfully designed playgrounds, where every climb, slide, and swing is a pathway to growth and imagination.

WHY SUPERIOR





# WHAT'S INSIDE



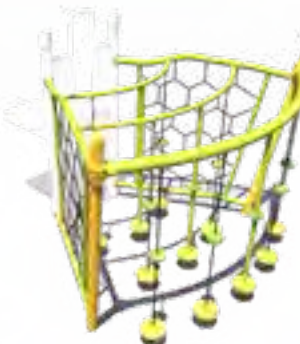
30  
SCHOOL-AGE  
STRUCTURES

112  
EARLY CHILDHOOD  
STRUCTURES



118  
FREESTANDING  
PLAY

156  
STRUCTURE  
COMPONENTS



180  
COMPLETE YOUR  
SPACE



WHY SUPERIOR

# ALL-IN-ONE

## COMPANY



Play made easy — our mission, your joy. We're dedicated to simplifying your playground experience.

We're one company providing all the products you need to build your outdoor playground space, including shades, pavilions, and site furniture. Learn more at [superiorrecreationalproducts.com](https://superiorrecreationalproducts.com).

**Superior** **Shade** **Shelter** **Amenities**  
**Playgrounds**





# WE'RE WITH YOU, STEP BY STEP

WHY SUPERIOR

01

## SITE CONSULTATION

Your sales representative will begin by listening to your needs and wants to discuss details that will help plan your playground vision.

04

## PROPOSAL

You will receive a proposal that will include a site plan, computer-aided design (CAD) drawing, renderings (if requested), final cost, installation plan, and expected lead time.

02

## SITE PLAN

We'll make your site plan while considering things like play systems, freestanding play, shade, site furnishings, and more.

05

## MANUFACTURING & INSTALLATION

While your equipment is being made in our facility in Ft. Payne, Ala., your sales rep will schedule the installation of your new play area.

03

## DESIGN & SAFETY REVIEW

We design our play spaces to meet or exceed the standards set forth by reputable organizations.

06

## CONTINUED SUPPORT

Support doesn't stop after installation. Our sales reps can help with continued maintenance, inspections, and more.

MADE IN  
AMERICA

Our playgrounds are made in Ft. Payne, Ala. Since they are made in the USA, you know you're getting a playground made with the strongest materials that adhere to safety standards set forth by American-based organizations.





# YOUR PARTNER IN

# PLAY

Our dedicated sales representatives are not just a voice on the phone, they're right where you are.

They stand ready to provide expert guidance and support, making your experience with us both convenient and tailored to your unique requirements. To start the ordering process, contact your local representative at [srpplayground.com/find-a-rep](http://srpplayground.com/find-a-rep).

Helping you say goodbye to bidding and hello to contract pricing.

To help ease the strain of bid solicitation, Superior has opportunities for organizations to utilize national purchasing power by buying our products through reputable purchasing cooperatives. Learn more at [srpplayground.com/buying-cooperatives](http://srpplayground.com/buying-cooperatives).







# WE ♥ TELLING YOUR STORY

A themed playground is like an open book, where every structure and element tells a unique story.

A playground is a canvas for storytelling. As children climb, swing, and slide, they're not just having fun — they're living out stories of bravery, discovery, and friendship. As experts in creating one-of-a-kind playgrounds, our creative design team has been trusted with designing themes ranging from space to the ocean floor — and different activities, objects, and locations in between.

Handcrafted in the USA, we're one of the premier manufacturers that can create themed playgrounds in either steel or recycled material. From concept to creation, we will work together with you to tell the unique story of your community through our themed playgrounds.

[VIEW OUR DESIGNS ON PAGE 34](#)





# PLAY THAT CONNECTS US

Providing inclusive play opportunities for a community is essential to ensure that every child of every ability can experience the joys of play and social interaction. Inclusive playgrounds promote empathy, break down barriers, and foster a sense of belonging among children of diverse abilities.

## INCLUSIVE PLAY CONSIDERATIONS

01

### ACCESS POINTS

Provide multiple opportunities for individuals to independently access play and engage in intuitive play patterns.

02


### INTEGRATION

Include play events that children of all abilities can access throughout the play environment in order to encourage inclusion among all children.

03

### VARIETY


Offer a balance of play activities that support the physical, social-emotional, sensory, cognitive, and communicative needs of all children.





# PLAYGROUND TRENDS

## 01 Rope Climbers PAGE 120



## 02 Kaiju Playgrounds PAGE 74



## 03 Tower Playgrounds PAGE 66



## 04 Recycled Playgrounds PAGE 56



Playground design is reaching new heights.

As a leader in innovation, it's our mission to help create vibrant play environments where children can learn and explore. With these playground trends, children can explore the possibilities of play while offering the physical and mental challenges children need to grow.



# NEW

## PRODUCTS

NEW CROSSOVER SHADE

PAGE 178



NEW KIDS FITNESS

PAGE 154



NEW

INCLUSIVE  
ACCELERATOR  
SPINNER

PAGE 141



NEW

SENSORY NOOK

PAGE 138



NEW

ZIP-TRACK

PAGE 146



NEW

4-SEAT SEE SAW

PAGE 140





# Gouge Elementary School

BAKERSVILLE, NC

After damage from Hurricane Helene, the playground was rebuilt bigger and better.



FXT-GEN-512-0010

Ages: 5-12 Years  
Use Zone: 51' x 40'



PS5-73003

Ages: 2-5 Years  
Use Zone: 57' x 35'





# Hillside Elementary School

**ALLENDALE, NJ**

Increased school spirit with a themed playground perfect for the Hillside Honeybees.



FX5-NAT-512-0519

Ages: 5-12 Years  
Use Zone: 47' x 41'





# West Lake Park

## JOHNSTOWN, CO

- The city of Johnstown replaced old play equipment with a new play environment complete with two play structures, swings, rope climber, and more.



PS5-72777

Ages: 2-12 Years  
Use Zone: 49' x 37'



FXT-GEN-512-0025

Ages: 5-12 Years  
Use Zone: 37' x 30'





# Wink-Loving Elementary School

WINK, TX

Decked out in school colors, Wink-Loving Elementary added a shaded active playground, rope climber, swings, and more.



PS3-73519

Ages: 5-12 Years  
Use Zone: 60' x 58'





# Nellie Gail Ranch

LAGUNA HILLS, CA

Nellie Gail Ranch transformed their largest park into a true destination playground for families. It's a welcoming space for gathering and community events.



PS3-73351

Ages: 2-5 Years  
Use Zone: 34' x 33'



PS5-73341

Ages: 5-12 Years  
Use Zone: 54' x 32'





# Peck Elementary School


**GREENSBORO, NC**

The newly rebuilt Peck Elementary sought a modern playground to match their modern school and better serve their students for many generations.



PS3-71816

Ages: 2-12 Years  
Use Zone: 31' x 44'



PS3-73566

Ages: 5-12 Years  
Use Zone: 46' x 40'



PS3-32503

Ages: 2-12 Years  
Use Zone: 35' x 31'





# PLAY STRUCTURES

- 34 Steel Themed Series
- 56 Recycled Themed Series
- 66 Tower Series
- 74 Kaiju
- 78 Inclusive
- 83 Classic Series: Ages 5-12
- 90 Classic Series: Ages 2-12
- 98 Classic Series: Ages 2-5
- 106 Active Series
- 110 Quick Ship





# TAKE YOUR PICK



You want choices. We've got them — along with the design expertise to take your ideas and make them real. From long-lasting steel and recycled materials to an elaborate theme, we can combine your imagination with our expertise to reimagine the way children play.

All of our playgrounds feature a clean, no-clamp connection.




**THEMED SERIES**  
Ages 2-5, 2-12, 5-12



**TOWER SERIES**  
Ages 5-12



**KAIJU SERIES**  
Ages 5-12



**ADVENTURE SERIES**  
Ages 2-5, 2-12, 5-12



**EXPEDITION SERIES**  
Ages 2-5, 2-12, 5-12



**ACTIVE SERIES**  
Ages 5-12





FX5-MAR-512-0373

Ages: 5-12 Years  
Use Zone: 57' x 47'

FX5-MAR-212-0290

Ages: 2-12 Years  
Use Zone: 35' x 25'

FX5-NAT-212-0302

Ages: 2-12 Years  
Use Zone: 45' x 39'



MODEL	AGES	CAPACITY	SIZE	USE ZONE	FALL HEIGHT	EST. TIMBER COUNT	ADA
FX5- MAR-512-0373	5-12	130	45' x 36'	57' x 47'	7'	55	Yes
FX5-MAR-212-0290	2-12	38	24' x 13'	35' x 25'	5'	24	Yes
FX5-NAT-212-0302	2-12	42	33' x 29'	45' x 39'	6'	34	Yes

**Warning!** Installation over a hard surface such as concrete, asphalt, or packed earth may result in serious injury from falls.

# STEEL

## THEMED SERIES





FX5-MAR-512-0372

Ages: 5-12 Years  
Use Zone: 80' x 48'

VIEW MORE INCLUSIVE  
STRUCTURES ON PAGE 78



FX5-MAR-212-0108

Ages: 2-12 Years  
Use Zone: 53' x 32'



FX5-NAT-512-0519

Ages: 5-12 Years  
Use Zone: 47' x 41'



FX5-NAT-512-0468

Ages: 5-12 Years  
Use Zone: 75' x 64'

MODEL	AGES	CAPACITY	SIZE	USE ZONE	FALL HEIGHT	EST. TIMBER COUNT	ADA
FX5-MAR-512-0372	5-12	104	66' x 40'	80' x 48'	7'	61	Yes
FX5-NAT-512-0519	5-12	82	35' x 30'	47' x 41'	7'	38	Yes

MODEL	AGES	CAPACITY	SIZE	USE ZONE	FALL HEIGHT	EST. TIMBER COUNT	ADA
FX5-MAR-212-0108	2-12	114	41' x 21'	53' x 32'	6'	40	Yes
FX5-NAT-512-0468	5-12	235	69' x 51'	75' x 64'	7'	69	Yes





FX5-NAT-512-0218

Ages: 5-12 Years  
Use Zone: 42' x 35'



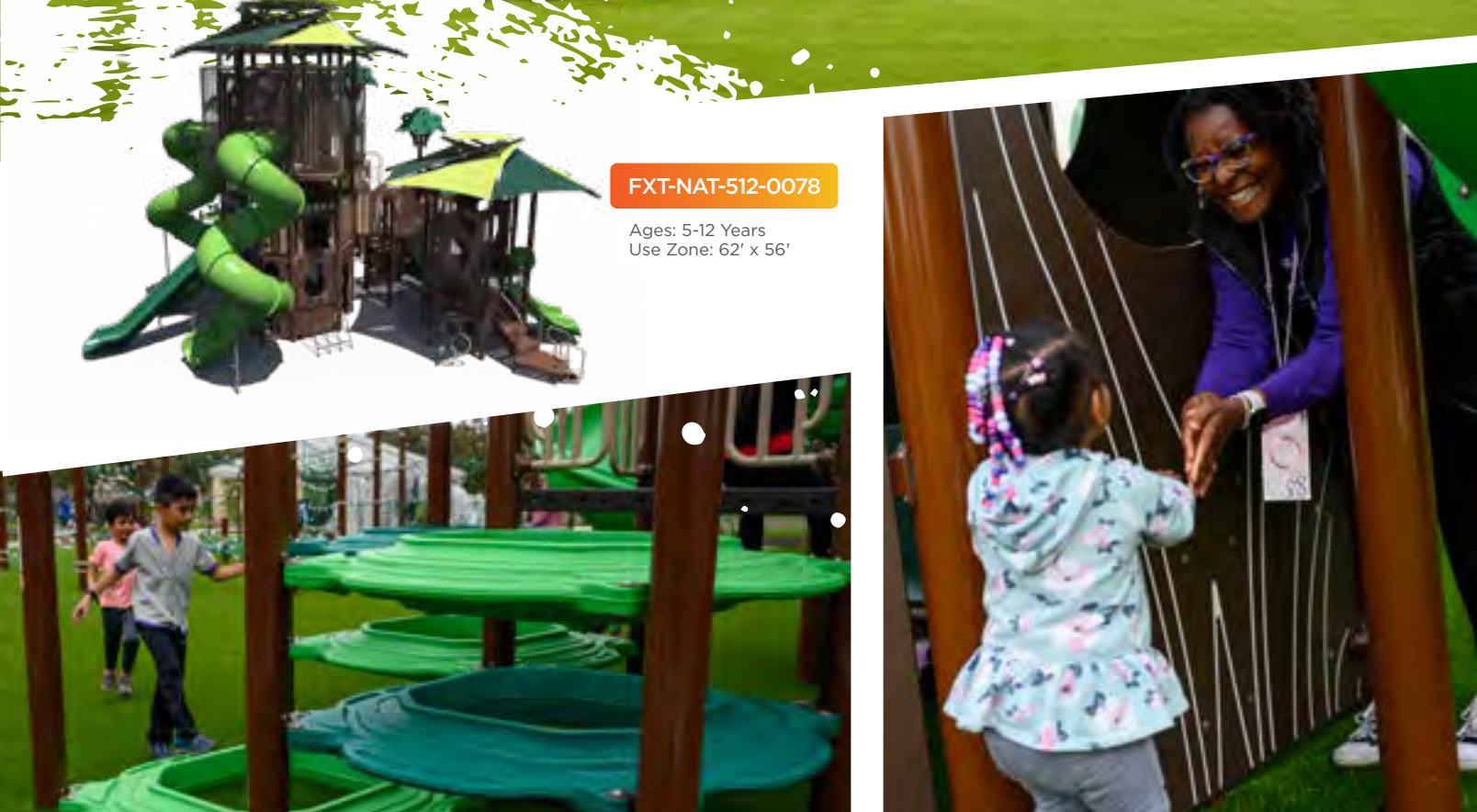
Imagination  
in Action

LIVE OAK  
PARK



FX5-NAT-512-0389

Ages: 5-12 Years  
Use Zone: 56' x 44'



FXT-NAT-512-0078

Ages: 5-12 Years  
Use Zone: 62' x 56'

MODEL	AGES	CAPACITY	SIZE	USE ZONE	FALL HEIGHT	EST. TIMBER COUNT	ADA
FX5-NAT-512-0218	5-12	85	30' x 23'	42' x 35'	6'	34	Yes
FX5-NAT-512-0389	5-12	86	43' x 31'	56' x 44'	8'	43	Yes

MODEL	AGES	CAPACITY	SIZE	USE ZONE	FALL HEIGHT	EST. TIMBER COUNT	ADA
FXT-NAT-512-0078	5-12	168	50' x 43'	62' x 56'	13'	51	Yes





**FX5-CAS-512-0465**

Ages: 5-12 Years  
Use Zone: 49' x 46'



**FX5-CTL-512-0216**

Ages: 5-12 Years  
Use Zone: 39' x 35'



**FX5-WST-512-0305**

Ages: 5-12 Years  
Use Zone: 56' x 42'



**FX5-WST-212-0309**

Ages: 2-12 Years  
Use Zone: 43' x 43'



**FXT-CTL-512-0072**

Ages: 5-12 Years  
Use Zone: 35' x 34'

MODEL	AGES	CAPACITY	SIZE	USE ZONE	FALL HEIGHT	EST. TIMBER COUNT	ADA
FX5-CAS-512-0465	5-12	104	36' x 35'	49' x 46'	6'	44	Yes
FX5-WST-512-0305	5-12	123	44' x 31'	56' x 42'	7'	48	Yes
FX5-WST-212-0309	2-12	87	31' x 30'	43' x 43'	6'	37	Yes

MODEL	AGES	CAPACITY	SIZE	USE ZONE	FALL HEIGHT	EST. TIMBER COUNT	ADA
FX5-CTL-512-0216	5-12	58	27' x 23'	39' x 35'	6'	30	Yes
FXT-CTL-512-0072	5-12	39	24' x 19'	35' x 34'	10'	29	Yes



**NEW** FX5-SHP-212-0022

Ages: 2-12 Years  
Use Zone: 36' x 26'



**NEW** FX5-AQU-205-0611

Ages: 2-5 Years  
Use Zone: 29' x 28'  
*Concept Only\**



**NEW** FX5-SHP-512-0159

Ages: 5-12 Years  
Use Zone: 45' x 31'



**NEW** FX5-AQU-212-0656

Ages: 2-12 Years  
Use Zone: 34' x 24'



**NEW** FX5-SHP-205-0589

Ages: 2-5 Years  
Use Zone: 34' x 24'



**NEW** FX5-SPC-512-0082

Ages: 5-12 Years  
Use Zone: 52' x 45'



MODEL	AGES	CAPACITY	SIZE	USE ZONE	FALL HEIGHT	EST. TIMBER COUNT	ADA
FX5-SHP-212-0022	2-12	43	25' x 15'	36' x 26'	6'	26	Yes
FX5-AQU-205-0611	2-5	61	22' x 16'	29' x 28'	4'	23	Yes
FX5-AQU-212-0656	2-12	32	22' x 18'	34' x 24'	6'	24	Yes
FX5-SHP-205-0589	2-5	30	22' x 13'	34' x 24'	4'	24	Yes

MODEL	AGES	CAPACITY	SIZE	USE ZONE	FALL HEIGHT	EST. TIMBER COUNT	ADA
FX5-SHP-512-0159	5-12	75	33' x 20'	45' x 31'	7'	33	Yes
FX5-SPC-512-0082	5-12	104	38' x 32'	52' x 45'	8'	45	Yes





FX5-EFR-212-0183

Ages: 2-12 Years  
Use Zone: 45' x 35'

CUSTOMIZE  
YOUR OWN  
GRAPHICS



Imagination  
in Action

FLORIDA  
AIR  
MUSEUM



FX5-TRN-212-0418

Ages: 2-12 Years  
Use Zone: 47' x 27'



FX5-AIR-512-0469

Ages: 5-12 Years  
Use Zone: 51' x 40'



MODEL	AGES	CAPACITY	SIZE	USE ZONE	FALL HEIGHT	EST. TIMBER COUNT	ADA
FX5-EFR-212-0183	2-12	68	33' x 23'	45' x 35'	5'	33	Yes
FX5-TRN-212-0418	2-12	74	35' x 15'	47' x 27'	4'	32	Yes

MODEL	AGES	CAPACITY	SIZE	USE ZONE	FALL HEIGHT	EST. TIMBER COUNT	ADA
FX5-AIR-512-0469	5-12	88	39' x 28'	51' x 40'	8'	42	Yes

What's timber count? The amount of 4" playground timbers needed to surround the playground should a type of loose fill surfacing be used. See page 182 for more information.





FXT-EFR-512-0074

Ages: 5-12 Years  
Use Zone: 58' x 32'



FX5-EFR-212-0333

Ages: 2-12 Years  
Use Zone: 36' x 30'



FX5-EFR-212-0162

Ages: 2-12 Years  
Use Zone: 36' x 22'



FX5-SPT-212-0240

Ages: 2-12 Years  
Use Zone: 52' x 41'

MODEL	AGES	CAPACITY	SIZE	USE ZONE	FALL HEIGHT	EST. TIMBER COUNT	ADA
FXT-EFR-512-0074	5-12	119	47' x 43'	58' x 32'	10'	42	Yes
FX5-EFR-212-0162	2-12	87	24' x 22'	36' x 22'	5'	30	Yes

MODEL	AGES	CAPACITY	SIZE	USE ZONE	FALL HEIGHT	EST. TIMBER COUNT	ADA
FX5-EFR-212-0333	2-12	54	24' x 20'	36' x 30'	4'	29	Yes
FX5-SPT-212-0240	2-12	85	42' x 29'	52' x 41'	6'	40	Yes





FX5-SPT-512-0265

Ages: 5-12 Years  
Use Zone: 50' x 47'



FXT-CVL-512-0076

Ages: 5-12 Years  
Use Zone: 58' x 57'

**NEW** FX5-SPT-205-0640

Ages: 2-5 Years  
Use Zone: 41' x 29'



**NEW** FX5-CTY-205-0584

Ages: 2-5 Years  
Use Zone: 39' x 30'  
Concept Only\*



MODEL	AGES	CAPACITY	SIZE	USE ZONE	FALL HEIGHT	EST. TIMBER COUNT	ADA
FX5-SPT-512-0265	5-12	113	38' x 35'	50' x 47'	7'	43	Yes
FX5-SPT-205-0640	2-5	50	29' x 17'	41' x 29'	5'	23	Yes
FX5-CTY-205-0584	2-5	85	27' x 17'	39' x 30'	4'	28	Yes

\*Conceptual renderings only. Subject to change without notice at SRP's discretion.



FX5-CVL-212-0350

Ages: 2-12 Years  
Use Zone: 69' x 41'

MODEL	AGES	CAPACITY	SIZE	USE ZONE	FALL HEIGHT	EST. TIMBER COUNT	ADA
FXT-CVL-512-0076	5-12	168	46' x 43'	58' x 57'	13'	50	Yes
FX5-CVL-212-0350	2-12	199	56' x 29'	69' x 41'	6'	45	Yes

**What's timber count?** The amount of 4' playground timbers needed to surround the playground should a type of loose fill surfacing be used. See page 182 for more information.



# THEMED ECONOMY SERIES

Our themed economy structures have 3.5" posts and utilize a compact footprint, which saves money and space without sacrificing on theming.

**NEW** FX3-SHP-512-0061

Ages: 5-12 Years  
Use Zone: 36' x 47'  
*Concept Only\**



FX3-SHP-212-0007

Ages: 2-12 Years  
Use Zone: 42' x 31'



MODEL	AGES	CAPACITY	SIZE	USE ZONE	FALL HEIGHT	EST. TIMBER COUNT	ADA
FX3-SHP-512-0061	5-12	80	24' x 35'	36' x 47'	6'	36	Yes
FX3-SHP-212-0007	2-12	45	30' x 19'	42' x 31'	5'	30	Yes

FX3-NAT-212-0005

Ages: 2-12 Years  
Use Zone: 27' x 31'



**NEW** FX3-NAT-512-0067

Ages: 5-12 Years  
Use Zone: 44' x 33'



**NEW** FX3-MAR-205-0022

Ages: 2-5 Years  
Use Zone: 35' x 26'



**NEW** FX3-MAR-512-0034

Ages: 5-12 Years  
Use Zone: 57' x 34'



MODEL	AGES	CAPACITY	SIZE	USE ZONE	FALL HEIGHT	EST. TIMBER COUNT	ADA
FX3-NAT-212-0005	2-12	27	15' x 19'	27' x 31'	5'	24	Yes
FX3-NAT-512-0067	5-12	40	33' x 21'	44' x 33'	7'	33	Yes
FX3-MAR-205-0022	2-5	30	23' x 14'	35' x 26'	4'	25	Yes
FX3-MAR-512-0034	5-12	52	42' x 22'	57' x 34'	8'	42	Yes



THEMED ECONOMY SERIES


FX3-FRM-512-0010

Ages: 5-12 Years  
Use Zone: 44' x 38'  
*Concept Only\**



NEW FX3-CAS-212-0012

Ages: 2-12 Years  
Use Zone: 33' x 25'



FX3-CAS-512-0013

Ages: 5-12 Years  
Use Zone: 37' x 36'



NEW FX3-FRM-212-0054

Ages: 2-12 Years  
Use Zone: 32' x 27'



FX3-FRM-212-0009

Ages: 2-12 Years  
Use Zone: 32' x 29'  
*Concept Only\**



FX3-WST-212-0002

Ages: 2-12 Years  
Use Zone: 31' x 31'



NEW FX3-WST-212-0003

Ages: 2-12 Years  
Use Zone: 35' x 32'



MODEL	AGES	CAPACITY	SIZE	USE ZONE	FALL HEIGHT	EST. TIMBER COUNT	ADA
FX3-FRM-512-0010	5-12	42	30' x 24'	44' x 38'	8'	38	Yes
FX3-FRM-212-0054	2-12	21	22' x 15'	32' x 27'	5'	23	Yes
FX3-FRM-212-0009	2-12	36	21' x 17'	32' x 29'	5'	25	Yes

MODEL	AGES	CAPACITY	SIZE	USE ZONE	FALL HEIGHT	EST. TIMBER COUNT	ADA
FX3-CAS-212-0012	2-12	22	21' x 13'	33' x 25'	5'	24	Yes
FX3-CAS-512-0013	5-12	28	24' x 24'	37' x 36'	7'	31	Yes
FX3-WST-212-0002	2-12	29	19' x 19'	31' x 31'	5'	26	Yes
FX3-WST-212-0003	2-12	38	24' x 20'	35' x 32'	6'	29	Yes



THEMED ECONOMY SERIES

FX3-TRN-512-0016

Ages: 5-12 Years  
Use Zone: 53' x 27'



NEW

FX3-TRN-205-0014

Ages: 2-5 Years  
Use Zone: 27' x 21'



FX3-TRN-212-0015

Ages: 2-12 Years  
Use Zone: 40' x 29'



NEW

FX3-SPT-212-0053

Ages: 2-12 Years  
Use Zone: 36' x 32'  
Concept Only\*



NEW

FX3-SPC-205-0049

Ages: 2-5 Years  
Use Zone: 30' x 28'



MODEL	AGES	CAPACITY	SIZE	USE ZONE	FALL HEIGHT	EST. TIMBER COUNT	ADA
FX3-TRN-512-0016	5-12	51	39' x 16'	53' x 27'	8'	36	Yes
FX3-TRN-205-0014	2-5	22	15' x 09'	27' x 21'	3'	20	Yes
FX3-TRN-212-0015	2-12	41	28' x 16'	40' x 29'	5'	29	Yes

MODEL	AGES	CAPACITY	SIZE	USE ZONE	FALL HEIGHT	EST. TIMBER COUNT	ADA
FX3-SPT-212-0053	2-12	37	28' x 20'	36' x 32'	6'	29	Yes
FX3-SPC-205-0049	2-5	26	18' x 17'	30' x 28'	4'	24	Yes





# RECYCLED THEMED SERIES



FXR-COT-212-0157

Ages: 2-12 Years  
Use Zone: 44' x 37'



FXR-COT-205-0156

Ages: 2-5 Years  
Use Zone: 32' x 28'

FXR-COT-205-0187

Ages: 2-5 Years  
Use Zone: 35' x 28'



MODEL	AGES	CAPACITY	SIZE	USE ZONE	FALL HEIGHT	EST. TIMBER COUNT	ADA
FXR-COT-212-0157	2-12	82	32' x 25'	44' x 37'	6'	35	Yes
FXR-COT-205-0156	2-5	54	20' x 16'	32' x 28'	4'	25	Yes
FXR-COT-205-0187	2-5	33	22' x 16'	35' x 28'	4'	27	Yes

**What's timber count?** The amount of 4" playground timbers needed to surround the playground should a type of loose fill surfacing be used. See page 182 for more information.





FXR-COT-205-0169

Ages: 2-5 Years  
Use Zone: 37' x 36'

NEW

FXR-COT-212-0241

Ages: 2-12 Years  
Use Zone: 57' x 20'



FXR-COT-205-0191

Ages: 2-5 Years  
Use Zone: 30' x 22'



MODEL	AGES	CAPACITY	SIZE	USE ZONE	FALL HEIGHT	EST. TIMBER COUNT	ADA
FXR-COT-205-0169	2-5	64	25' x 24'	37' x 36'	4'	31	Yes
FXR-COT-212-0241	2-12	99	45' x 08'	57' x 20'	6'	35	Yes
FXR-COT-205-0191	2-5	28	18' x 13'	30' x 22'	3'	22	Yes

Imagination  
in Action

## LAKEFRONT PARK




FXR-SHP-205-0076-A

Ages: 2-5 Years  
Use Zone: 32' x 29'



FXR-SHP-512-0076-B

Ages: 5-12 Years  
Use Zone: 59' x 34'



MODEL	AGES	CAPACITY	SIZE	USE ZONE	FALL HEIGHT	EST. TIMBER COUNT	ADA
FXR-SHP-512-0076-B	5-12	129	44' x 22'	59' x 34'	8'	43	Yes
FXR-SHP-205-0076-A	2-5	53	20' x 16'	32' x 29'	4'	24	Yes







**FXR-SHP-212-0091**

Ages: 2-12 Years  
Use Zone: 37' x 29'



**FXR-NAT-212-0113**

Ages: 2-12 Years  
Use Zone: 39' x 37'



**FXR-BCH-205-0186**

Ages: 2-5 Years  
Use Zone: 33' x 29'

**FXR-SHP-205-0180**

Ages: 2-5 Years  
Use Zone: 42' x 30'



**FXR-NAT-205-0030**

Ages: 2-5 Years  
Use Zone: 33' x 25'

MODEL	AGES	CAPACITY	SIZE	USE ZONE	FALL HEIGHT	EST. TIMBER COUNT	ADA
FXR-SHP-212-0091	2-12	47	25' x 17'	37' x 29'	6'	28	Yes
FXR-BCH-205-0186	2-5	35	21' x 17'	33' x 29'	4'	25	Yes
FXR-SHP-205-0180	2-5	106	30' x 19'	42' x 30'	4'	31	Yes

MODEL	AGES	CAPACITY	SIZE	USE ZONE	FALL HEIGHT	EST. TIMBER COUNT	ADA
FXR-NAT-212-0113	2-12	99	27' x 25'	39' x 37'	6'	33	Yes
FXR-NAT-205-0030	2-5	64	21' x 14'	33' x 25'	4'	25	Yes





**FXR-FRM-205-0038**

Ages: 2-5 Years  
Use Zone: 34' x 27'



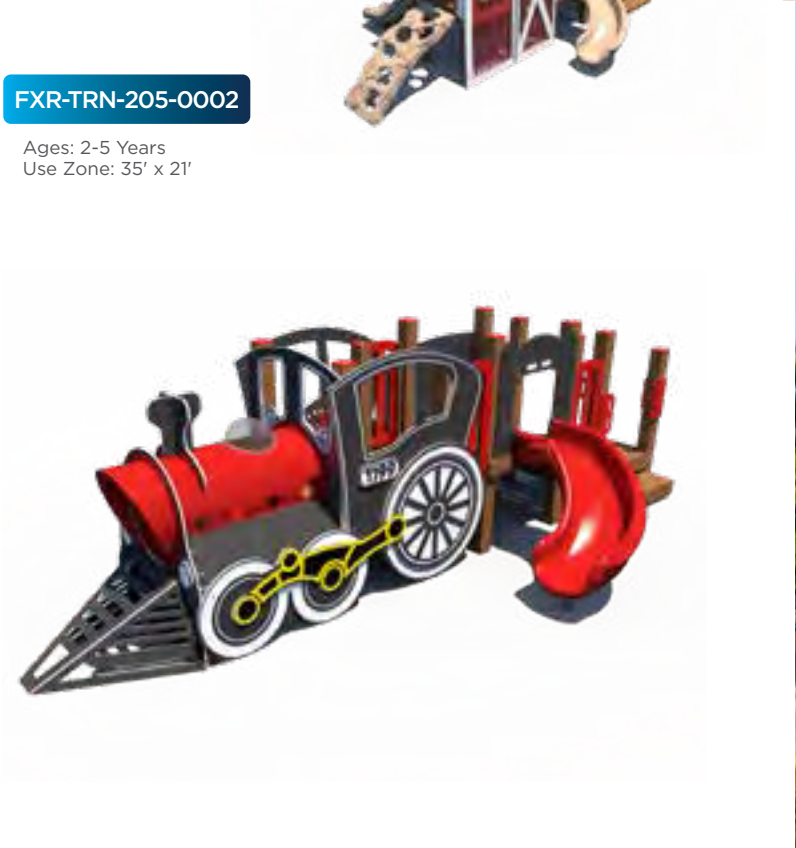
**FXR-TRN-512-0029**

Ages: 5-12 Years  
Use Zone: 61' x 49'



**FXR-FRM-512-0053**

Ages: 5-12 Years  
Use Zone: 40' x 38'



**FXR-TRN-205-0002**

Ages: 2-5 Years  
Use Zone: 35' x 21'



**FXR-WST-212-0099**

Ages: 2-12 Years  
Use Zone: 40' x 32'

MODEL	AGES	CAPACITY	SIZE	USE ZONE	FALL HEIGHT	EST. TIMBER COUNT	ADA
FXR-FRM-205-0038	2-5	35	22' x 15'	34' x 27'	4'	26	Yes
FXR-FRM-512-0053	5-12	88	31' x 26'	40' x 38'	6'	33	Yes
FXR-TRN-205-0002	2-5	41	23' x 09'	35' x 21'	3'	23	Yes

MODEL	AGES	CAPACITY	SIZE	USE ZONE	FALL HEIGHT	EST. TIMBER COUNT	ADA
FXR-TRN-512-0029	5-12	120	49' x 37'	61' x 49'	7'	51	Yes
FXR-WST-212-0099	2-12	36	28' x 20'	40' x 32'	5'	30	Yes





FXR-TRN-212-0093

Ages: 2-12 Years  
Use Zone: 45' x 32'



FXR-SPC-205-0171

Ages: 2-5 Years  
Use Zone: 39' x 27'



NEW

FXR-DOT-205-0239

Ages: 2-5 Years  
Use Zone: 37' x 38'  
Concept Only\*

NEW

FXR-SPT-512-0141

Ages: 5-12 Years  
Use Zone: 42' x 32'



NEW

FXR-SPC-212-0137

Ages: 2-12 Years  
Use Zone: 40' x 38'



NEW

FXR-SPC-212-0196

Ages: 2-12 Years  
Use Zone: 31' x 30'



MODEL	AGES	CAPACITY	SIZE	USE ZONE	FALL HEIGHT	EST. TIMBER COUNT	ADA
FXR-TRN-212-0093	2-12	67	33' x 20'	45' x 32'	5'	32	Yes
FXR-DOT-205-0239	2-5	85	25' x 26'	37' x 38'	4'	33	Yes
FXR-SPT-512-0141	5-12	63	30' x 20'	42' x 32'	6'	31	Yes

MODEL	AGES	CAPACITY	SIZE	USE ZONE	FALL HEIGHT	EST. TIMBER COUNT	ADA
FXR-SPC-205-0171	2-5	52	27' x 15'	39' x 27'	3'	28	Yes
FXR-SPC-212-0137	2-12	52	24' x 17'	36' x 32'	5'	28	Yes
FXR-SPC-212-0196	2-12	60	19' x 18'	31' x 30'	5'	25	Yes

\*Conceptual renderings only. Subject to change without notice at SRP's discretion.

**What's timber count?** The amount of 4' playground timbers needed to surround the playground should a type of loose fill surfacing be used. See page 182 for more information.





# TOWER

## SERIES



FXT-WIR-512-0023

Ages: 5-12 Years  
Use Zone: 66' x 63'



FXT-GEN-512-0035

Ages: 5-12 Years  
Use Zone: 51' x 46'

MODEL	AGES	CAPACITY	SIZE	USE ZONE	FALL HEIGHT	TOWER DECK HEIGHT	EST. TIMBER COUNT	ADA
FXT-WIR-512-0023	5-12	109	54' x 49'	66' x 63'	14'	14'	62	Yes
FXT-GEN-512-0035	5-12	88	47' x 40'	51' x 46'	10'	10'	44	Yes

**Warning!** Installation over a hard surface such as concrete, asphalt, or packed earth may result in serious injury from falls.

Play Structures 67





NEW

FXT-GEN-512-0058

Ages: 5-12 Years  
Use Zone: 64' x 46'



NEW

FXT-GEN-512-0055

Ages: 5-12 Years  
Use Zone: 61' x 32'

NEW

FXT-GEN-512-0125

Ages: 5-12 Years  
Use Zone: 54' x 30'

MODEL	AGES	CAPACITY	SIZE	USE ZONE	FALL HEIGHT	TOWER DECK HEIGHT	EST. TIMBER COUNT	ADA
FXT-GEN-512-0058	5-12	91	51' x 34'	64' x 46'	12'	12'	52	Yes
FXT-GEN-512-0055	5-12	54	47' x 20'	61' x 32'	12'	12'	41	Yes
FXT-GEN-512-0125	5-12	98	43' x 17'	54' x 30'	10'	10'	37	Yes




New Heights  
of Play

WAYNE  
FRADY  
PARK

FXT-GEN-512-0006

Ages: 5-12 Years  
Use Zone: 43' x 40'



MODEL	AGES	CAPACITY	SIZE	USE ZONE	FALL HEIGHT	TOWER DECK HEIGHT	EST. TIMBER COUNT	ADA
FX5-GEN-512-0006	5-12	75	29' x 30'	43' x 40'	14'	14'	36	Yes

**What's timber count?** The amount of 4" playground timbers needed to surround the playground should a type of loose fill surfacing be used. See page 182 for more information.







FXT-GEN-512-0007

Ages: 5-12 Years  
Use Zone: 40' x 38'



FXT-GEN-512-0000

Ages: 5-12 Years  
Use Zone: 56' x 46'



FXT-GEN-512-0003

Ages: 5-12 Years  
Use Zone: 62' x 57'



FXT-GEN-512-0110

Ages: 5-12 Years  
Use Zone: 38' x 55'



FXT-WIR-512-0012

Ages: 5-12 Years  
Use Zone: 58' x 34'

FXT-GEN-512-0034

Ages: 5-12 Years  
Use Zone: 59' x 53'

MODEL	AGES	CAPACITY	SIZE	USE ZONE	FALL HEIGHT	TOWER DECK HEIGHT	EST. TIMBER COUNT	ADA
FXT-GEN-512-0007	5-12	97	28' x 27'	40' x 38'	13'	13'	34	Yes
FXT-GEN-512-0003	5-12	115	49' x 43'	62' x 57'	13'	13'	49	Yes
FXT-GEN-512-0110	5-12	135	26' x 43'	38' x 55'	10'	10'	42	Yes

MODEL	AGES	CAPACITY	SIZE	USE ZONE	FALL HEIGHT	TOWER DECK HEIGHT	EST. TIMBER COUNT	ADA
FXT-GEN-512-0000	5-12	82	28' x 27'	56' x 46'	14'	14'	46	Yes
FXT-WIR-512-0012	5-12	85	46' x 22'	58' x 34'	12'	12'	41	Yes
FXT-GEN-512-0034	5-12	87	47' x 41'	59' x 53'	14'	14'	55	Yes





FXT-GEN-512-0025

Ages: 5-12 Years  
Use Zone: 37' x 30'

**NEW** FXT-GEN-512-0117

Ages: 5-12 Years  
Use Zone: 52' x 42'

**NEW** FXT-GEN-512-0093

Ages: 5-12 Years  
Use Zone: 38' x 31'

**VIEW MORE INCLUSIVE  
STRUCTURES ON PAGE 78.**



**INCLUSIVE**

FXT-GEN-512-0011

Ages: 5-12 Years  
Use Zone: 67' x 52'

FXT-GEN-512-0015

Ages: 5-12 Years  
Use Zone: 71' x 66'



**INCLUSIVE**

**NEW** FXT-GEN-512-0050

Ages: 5-12 Years  
Use Zone: 51' x 48'

**NEW** FXT-GEN-512-0142

Ages: 5-12 Years  
Use Zone: 71' x 66'



**INCLUSIVE**

MODEL	AGES	CAPACITY	SIZE	USE ZONE	FALL HEIGHT	TOWER DECK HEIGHT	EST. TIMBER COUNT	ADA
FXT-GEN-512-0025	5-12	62	25' x 18'	37' x 30'	10'	12'	29	Yes
FXT-GEN-512-0011	5-12	67	56' x 37'	67' x 52'	10'	10'	55	Yes
FXT-GEN-512-0015	5-12	148	59' x 57'	71' x 66'	14'	14'	77	Yes

MODEL	AGES	CAPACITY	SIZE	USE ZONE	FALL HEIGHT	TOWER DECK HEIGHT	EST. TIMBER COUNT	ADA
FXT-GEN-512-0117	5-12	48	40' x 30'	52' x 42'	10'	10'	35	Yes
FXT-GEN-512-0093	5-12	55	26' x 22'	38' x 31'	10'	10'	29	Yes
FXT-GEN-512-0050	5-12	112	40' x 34'	51' x 48'	13'	13'	46	Yes
FXT-GEN-512-0142	5-12	88	47' x 40'	51' x 46'	10'	10'	44	Yes

**What's timber count?** The amount of 4" playground timbers needed to surround the playground should a type of loose fill surfacing be used. See page 182 for more information.



# KAIJU

## SERIES

New Designs  
of Play

UPPER  
CARROLLTON  
ELEMENTARY



PS5-73070

Ages: 5-12 Years  
Use Zone: 40' x 41'



MODEL	AGES	CAPACITY	SIZE	USE ZONE	FALL HEIGHT	EST. TIMBER COUNT	ADA
PS5-73070	5-12	89	27' x 28'	40' x 41'	7'	34	Yes

 **Warning!** Installation over a hard surface such as concrete, asphalt, or packed earth may result in serious injury from falls.





PS5-73717

Ages: 5-12 Years  
Use Zone: 46' x 49'



FXT-KAI-512-0054

Ages: 5-12 Years  
Use Zone: 58' x 34'



PS3-73597-1

Ages: 5-12 Years  
Use Zone: 43' x 36'



PS3-73721

Ages: 5-12 Years  
Use Zone: 45' x 33'



FXT-PRF-512-0147

Ages: 5-12 Years  
Use Zone: 58' x 34'



FXT-GEN-512-0061

Ages: 5-12 Years  
Use Zone: 62' x 47'



MODEL	AGES	CAPACITY	SIZE	USE ZONE	FALL HEIGHT	EST. TIMBER COUNT	ADA
PS5-73717	5-12	123	34' x 49'	46' x 49'	8'	41	Yes
PS3-73597-1	5-12	75	31' x 24'	43' x 36'	7'	37	Yes
PS3-73721	5-12	73	33' x 21'	45' x 33'	8'	35	Yes

MODEL	AGES	CAPACITY	SIZE	USE ZONE	FALL HEIGHT	EST. TIMBER COUNT	ADA
FXT-KAI-512-0054	5-12	100	43' x 40'	55' x 53'	14'	53	Yes
FXT-PRF-512-0147	5-12	55	24' x 23'	35' x 35'	10'	29	Yes
FXT-GEN-512-0061	5-12	74	49' x 34'	62' x 47'	13'	47	Yes

**What's timber count?** The amount of 4' playground timbers needed to surround the playground should a type of loose fill surfacing be used. See page 182 for more information.





# INCLUSIVE SERIES



PS5-70851-2

Ages: 5-12 Years  
Use Zone: 54' x 58'

NEW

PS5-73252

Ages: 5-12 Years  
Use Zone: 43' x 38'

PS5-73088

Ages: 5-12 Years  
Use Zone: 50' x 57'



MODEL	AGES	CAPACITY	SIZE	USE ZONE	FALL HEIGHT	EST. TIMBER COUNT	ADA
PS5-70851-2	5-12	162	42' x 46'	54' x 58'	7'	48	Yes
PS5-73252	5-12	93	32' x 26'	43' x 38'	7'	38	Yes
PS5-73088	5-12	140	38' x 45'	50' x 57'	7'	51	Yes



NEW

PS5-73294

Ages: 2-12 Years  
Use Zone: 60' x 49'



NEW

PS5-73558

Ages: 2-5 Years  
Use Zone: 52' x 49'



NEW

PS5-73178

Ages: 5-12 Years  
Use Zone: 58' x 53'



NEW

PS5-73264-1

Ages: 2-5 Years  
Use Zone: 54' x 39'



NEW

PS5-73494

Ages: 5-12 Years  
Use Zone: 35' x 54'



NEW

PS5-73384

Ages: 5-12 Years  
Use Zone: 47' x 43'



MODEL	AGES	CAPACITY	SIZE	USE ZONE	FALL HEIGHT	EST. TIMBER COUNT	ADA
PS5-73294	2-12	95	48' x 40'	60' x 49'	7'	48	Yes
PS5-73558	2-5	118	40' x 37'	52' x 49'	5'	45	Yes
PS5-73178	5-12	120	46' x 41'	58' x 53'	7'	54	Yes

MODEL	AGES	CAPACITY	SIZE	USE ZONE	FALL HEIGHT	EST. TIMBER COUNT	ADA
PS5-73264-1	2-5	102	42' x 27'	54' x 39'	4'	39	Yes
PS5-73494	5-12	118	23' x 42'	35' x 54'	7'	39	Yes
PS5-73384	5-12	104	35' x 31'	47' x 43'	6'	43	Yes

**What's timber count?** The amount of 4' playground timbers needed to surround the playground should a type of loose fill surfacing be used. See page 182 for more information.





# CLASSIC

## SERIES



**NEW** PS5-73341  
Ages: 5-12 Years  
Use Zone: 54' x 32'



**PS5-73195**  
Ages: 5-12 Years  
Use Zone: 43' x 31'

**NEW** FX5-PRF-512-0648

Ages: 5-12 Years  
Use Zone: 42' x 36'



MODEL	AGES	CAPACITY	SIZE	USE ZONE	FALL HEIGHT	EST. TIMBER COUNT	ADA
PS5-73341	5-12	82	42' x 20'	54' x 32'	10'	42	Yes
PS5-73195	5-12	66	21' x 19'	43' x 31'	8'	33	Yes
FX5-PRF-512-0648	5-12	100	30' x 24'	42' x 36'	6'	33	Yes

**Warning!** Installation over a hard surface such as concrete, asphalt, or packed earth may result in serious injury from falls.





**PS3-73102**

Ages: 5-12 Years  
Use Zone: 62' x 34'

**5-12 YEARS**



**PS3-73566**

Ages: 5-12 Years  
Use Zone: 46' x 40'

**NEW PS5-73405**

Ages: 5-12 Years  
Use Zone: 39' x 32'

**NEW FX5-PRF-512-0650**

Ages: 5-12 Years  
Use Zone: 52' x 42'



MODEL	AGES	CAPACITY	SIZE	USE ZONE	FALL HEIGHT	EST. TIMBER COUNT	ADA
PS3-73102	5-12	100	50' x 22'	62' x 34'	8'	44	Yes
PS5-73405	5-12	44	27' x 19'	39' x 32'	6'	31	Yes
FX5-PRF-512-0650	5-12	175	40' x 30'	52' x 42'	8'	40	Yes

Imagination  
in Action

**PECK  
ELEMENTARY**



MODEL	AGES	CAPACITY	SIZE	USE ZONE	FALL HEIGHT	EST. TIMBER COUNT	ADA
PS3-73566	5-12	79	32' x 28'	46' x 40'	8'	42	Yes

**What's timber count?** The amount of 4" playground timbers needed to surround the playground should a type of loose fill surfacing be used. See page 182 for more information.







PS3-31596

Ages: 5-12 Years  
Use Zone: 30' x 44'

5-12 YEARS



NEW PS3-72896

Ages: 5-12 Years  
Use Zone: 48' x 32'

NEW FX3-PRF-512-0056

Ages: 5-12 Years  
Use Zone: 46' x 29'



NEW PS5-73409

Ages: 5-12 Years  
Use Zone: 47' x 38'



NEW PS3-73660

Ages: 5-12 Years  
Use Zone: 34' x 30'



MODEL	AGES	CAPACITY	SIZE	USE ZONE	FALL HEIGHT	EST. TIMBER COUNT	ADA
PS3-31596	5-12	93	18' x 32'	30' x 44'	7'	32	Yes
PS3-72896	5-12	78	36' x 20'	48' x 32'	7'	35	Yes

MODEL	AGES	CAPACITY	SIZE	USE ZONE	FALL HEIGHT	EST. TIMBER COUNT	ADA
FX3-PRF-512-0056	5-12	44	34' x 16'	46' x 29'	6'	32	Yes
PS5-73409	5-12	94	35' x 26'	47' x 38'	8'	36	Yes
PS3-73660	5-12	94	23' x 18'	34' x 30'	8'	26	Yes





**PS5-72128-1**

Ages: 5-12 Years  
Use Zone: 66' x 40'

**5-12 YEARS**



**NEW PS5-73173**

Ages: 5-12 Years  
Use Zone: 38' x 42'



**PS5-73071**

Ages: 5-12 Years  
Use Zone: 52' x 41'



**NEW PS3-73661**

Ages: 5-12 Years  
Use Zone: 62' x 34'



**NEW FX5-PRF-512-0649**

Ages: 5-12 Years  
Use Zone: 52' x 40'



**NEW PS5-73305**

Ages: 5-12 Years  
Use Zone: 60' x 55'

MODEL	AGES	CAPACITY	SIZE	USE ZONE	FALL HEIGHT	EST. TIMBER COUNT	ADA
PS5-72128-1	5-12	129	54' x 28'	66' x 40'	8'	48	Yes
PS5-73071	5-12	169	40' x 29'	52' x 41'	8'	41	Yes
PS3-73661	5-12	54	52' x 20'	62' x 34'	8'	43	Yes

MODEL	AGES	CAPACITY	SIZE	USE ZONE	FALL HEIGHT	EST. TIMBER COUNT	ADA
PS5-73173	5-12	42	26' x 30'	38' x 42'	6'	35	Yes
FX5-PRF-512-0649	5-12	109	40' x 27'	52' x 40'	8'	44	Yes
PS5-73305	5-12	80	45' x 40'	60' x 55'	8'	56	Yes



**NEW** FX5-PRF-212-0660

Ages: 2-12 Years  
Use Zone: 61' x 34'

2-12 YEARS



**CUSTOM  
RAINBOW  
COLOR  
SCHEME\***

**PS3-71733**

Ages: 2-12 Years  
Use Zone: 31' x 34'



**NEW** PS3-73658

Ages: 2-12 Years  
Use Zone: 39' x 26'



MODEL	AGES	CAPACITY	SIZE	USE ZONE	FALL HEIGHT	EST. TIMBER COUNT	ADA
FX5-PRF-212-0660	2-12	90	50' x 22'	61' x 34'	5'	45	Yes
PS3-71733	2-12	77	19' x 22'	31' x 34'	5'	27	Yes
PS3-73658	2-12	35	27' x 14'	39' x 26'	5'	28	Yes

*\*Rainbow color scheme is custom and not applicable to all structures.*



**PS3-71816**

Ages: 2-12 Years  
Use Zone: 31' x 44'

Available Without Shade  
PS3-71816-1



MODEL	AGES	CAPACITY	SIZE	USE ZONE	FALL HEIGHT	EST. TIMBER COUNT	ADA
PS3-71816	2-12	68	19' x 32'	31' x 44'	5'	35	Yes

**Warning!** Installation over a hard surface such as concrete, asphalt, or packed earth may result in serious injury from falls.

Imagination  
in Action

**PECK  
ELEMENTARY**







PS3-71835

Ages: 2-12 Years  
Use Zone: 47' x 32'

2-12 YEARS



PS5-70244-4

Ages: 2-12 Years  
Use Zone: 50' x 37'



PS5-73095

Ages: 2-12 Years  
Use Zone: 47' x 32'

PS3-73448-1

Ages: 2-12 Years  
Use Zone: 36' x 31'



PS5-71096

Ages: 2-12 Years  
Use Zone: 38' x 35'

MODEL	AGES	CAPACITY	SIZE	USE ZONE	FALL HEIGHT	EST. TIMBER COUNT	ADA
PS3-71835	2-12	82	35' x 20'	47' x 32'	4'	35	Yes
PS5-73095	2-12	35	31' x 23'	47' x 32'	5'	32	Yes
PS3-73448-1	2-12	50	24' x 19'	36' x 31'	5'	29	Yes

MODEL	AGES	CAPACITY	SIZE	USE ZONE	FALL HEIGHT	EST. TIMBER COUNT	ADA
PS5-70244-4	2-12	78	38' x 25'	50' x 37'	5'	36	Yes
PS5-71096	2-12	65	26' x 23'	38' x 35'	5'	30	Yes

**What's timber count?** The amount of 4' playground timbers needed to surround the playground should a type of loose fill surfacing be used. See page 182 for more information.





**PS3-71032**

Ages: 2-12 Years  
Use Zone: 33' x 30'

**2-12 YEARS**



**PS5-71477**

Ages: 2-12 Years  
Use Zone: 35' x 32'



**NEW PS5-73435**

Ages: 2-12 Years  
Use Zone: 41' x 53'

**PS3-73127**

Ages: 2-12 Years  
Use Zone: 41' x 30'

**NEW PS3-73716**

Ages: 2-12 Years  
Use Zone: 40' x 30'



MODEL	AGES	CAPACITY	SIZE	USE ZONE	FALL HEIGHT	EST. TIMBER COUNT	ADA
PS3-71032	2-12	42	21' x 18'	33' x 30'	4'	30	Yes
PS5-71477	2-12	59	23' x 20'	35' x 32'	5'	30	Yes

MODEL	AGES	CAPACITY	SIZE	USE ZONE	FALL HEIGHT	EST. TIMBER COUNT	ADA
PS5-73435	2-12	129	29' x 41'	41' x 53'	6'	40	Yes
PS3-73127	2-12	65	29' x 18'	41' x 30'	6'	33	Yes
PS3-73716	2-12	65	28' x 18'	40' x 30'	5'	30	Yes





NEW

PS3-73659

Ages: 2-12 Years  
Use Zone: 47' x 33'

2-12 YEARS



PS3-72211

Ages: 2-12 Years  
Use Zone: 26' x 32'



PS3-72179

Ages: 2-12 Years  
Use Zone: 31' x 31'



MODEL	AGES	CAPACITY	SIZE	USE ZONE	FALL HEIGHT	EST. TIMBER COUNT	ADA
PS3-73659	2-12	62	36' x 23'	47' x 33'	6'	33	Yes
PS3-72211	2-12	27	14' x 20'	26' x 32'	5'	27	Yes
PS3-72179	2-12	48	19' x 18'	31' x 31'	4'	26	Yes

NEW

PS5-72777

Ages: 2-12 Years  
Use Zone: 49' x 37'



PS3-72624-1

Ages: 2-12 Years  
Use Zone: 30' x 31'



MODEL	AGES	CAPACITY	SIZE	USE ZONE	FALL HEIGHT	EST. TIMBER COUNT	ADA
PS5-72777	2-12	77	37' x 25'	49' x 37'	5'	36	Yes
PS3-72624-1	2-12	30	18' x 19'	30' x 31'	6'	26	Yes

**What's timber count?** The amount of 4' playground timbers needed to surround the playground should a type of loose fill surfacing be used. See page 182 for more information.



PS3-73009

Ages: 2-5 Years  
Use Zone: 30' x 34'

Available Without Shade  
PS3-73009-1



2-5 YEARS

NEW FX3-PRF-205-0062

Ages: 2-5 Years  
Use Zone: 26' x 23'



MODEL	AGES	CAPACITY	SIZE	USE ZONE	FALL HEIGHT	EST. TIMBER COUNT	ADA
PS3-73009	2-5	49	18' x 22'	30' x 34'	3'	27	Yes
FX3-PRF-205-0062	2-5	21	16' x 15'	26' x 23'	3'	19	Yes



PS5-73003

Ages: 2-5 Years  
Use Zone: 57' x 35'



MODEL	AGES	CAPACITY	SIZE	USE ZONE	FALL HEIGHT	EST. TIMBER COUNT	ADA
PS5-73003	2-5	95	45' x 23'	57' x 35'	4'	39	Yes

Imagination  
in Action

GOUGE  
PRIMARY  
SCHOOL







**NEW** PS3-73697

Ages: 2-5 Years  
Use Zone: 32' x 22'

## 2-5 YEARS



**PS5-72564**

Ages: 2-5 Years  
Use Zone: 28' x 40'

MODEL	AGES	CAPACITY	SIZE	USE ZONE	FALL HEIGHT	EST. TIMBER COUNT	ADA
PS3-73697	2-5	35	20' x 10'	32' x 22'	3'	88	Yes
PS5-72564	2-5	55	16' x 28'	28' x 40'	5'	30	Yes

**PS3-73099**

Ages: 2-5 Years  
Use Zone: 33' x 28'



**NEW** PS3-73656

Ages: 2-5 Years  
Use Zone: 50' x 37'



**PS3-72816**

Ages: 2-5 Years  
Use Zone: 28' x 30'



**NEW** PS3-73765

Ages: 2-5 Years  
Use Zone: 34' x 25'



MODEL	AGES	CAPACITY	SIZE	USE ZONE	FALL HEIGHT	EST. TIMBER COUNT	ADA
PS3-73099	2-5	44	21' x 16'	33' x 28'	4'	28	Yes
PS3-73656	2-5	65	40' x 25'	50' x 37'	4'	41	Yes
PS3-72816	2-5	45	16' x 18'	28' x 30'	3'	22	Yes
PS3-73765	2-5	32	22' x 13'	34' x 25'	4'	23	Yes

**What's timber count?** The amount of 4' playground timbers needed to surround the playground should a type of loose fill surfacing be used. See page 182 for more information.





**NEW** PS3-72778

Ages: 2-5 Years  
Use Zone: 29' x 28'

**2-5 YEARS**

**NEW** FX3-PRF-205-0064

Ages: 2-5 Years  
Use Zone: 34' x 32'



**NEW** PS3-71968

Ages: 2-5 Years  
Use Zone: 30' x 28'



**NEW** PS3-73657

Ages: 2-5 Years  
Use Zone: 32' x 24'



**NEW** PS3-72732

Ages: 2-5 Years  
Use Zone: 27' x 29'



**NEW** PS3-72320-1

Ages: 2-5 Years  
Use Zone: 28' x 28'



MODEL	AGES	CAPACITY	SIZE	USE ZONE	FALL HEIGHT	EST. TIMBER COUNT	ADA
PS3-72778	2-5	40	17' x 16'	29' x 28'	4'	23	Yes
PS3-71968	2-5	40	18' x 16'	30' x 28'	3'	26	Yes
PS3-73657	2-5	28	21' x 15'	32' x 24'	3'	23	Yes

MODEL	AGES	CAPACITY	SIZE	USE ZONE	FALL HEIGHT	EST. TIMBER COUNT	ADA
FX3-PRF-205-0064	2-5	28	22' x 19'	34' x 32'	6'	26	Yes
PS3-72732	2-5	40	15' x 17'	27' x 29'	3'	24	Yes
PS3-72320-1	2-5	33	16' x 16'	28' x 28'	4'	23	Yes





**PS3-71158**

Ages: 2-5 Years  
Use Zone: 24' x 29'

2-5 YEARS



**NEW** **PS3-73351**

Ages: 2-5 Years  
Use Zone: 34' x 33'

**NEW** **FX3-PRF-205-0063**

Ages: 2-5 Years  
Use Zone: 34' x 32'

**NEW** **PS3-72629**

Ages: 2-5 Years  
Use Zone: 34' x 27'



**PS3-31400-1**

Ages: 2-5 Years  
Use Zone: 34' x 27'

**PS3-73585-2**

Ages: 2-5 Years  
Use Zone: 47' x 37'



MODEL	AGES	CAPACITY	SIZE	USE ZONE	FALL HEIGHT	EST. TIMBER COUNT	ADA
PS3-71158	2-5	27	12' x 17'	24' x 29'	3'	23	Yes
FX3-PRF-205-0063	2-5	28	22' x 19'	34' x 32'	6'	26	Yes
PS3-72629	2-5	37	22' x 15'	34' x 27'	4'	27	Yes

MODEL	AGES	CAPACITY	SIZE	USE ZONE	FALL HEIGHT	EST. TIMBER COUNT	ADA
PS3-73351	2-5	55	22' x 21'	34' x 33'	4'	29	Yes
PS3-31400-1	2-5	44	16' x 24'	34' x 27'	5'	33	Yes
PS3-73585-2	2-5	65	35' x 25'	47' x 37'	5'	38	Yes

**What's timber count?** The amount of 4" playground timbers needed to surround the playground should a type of loose fill surfacing be used. See page 182 for more information.





NEW

PS5-72012

Ages: 5-12 Years  
Use Zone: 64' x 57'

ACTIVE



Imagination  
in Action

HAYS  
PARK



NEW

PS3-73519

Ages: 5-12 Years  
Use Zone: 60' x 58'



NEW

PS5-71365-2

Ages: 5-12 Years  
Use Zone: 51' x 25'



MODEL	AGES	CAPACITY	SIZE	USE ZONE	FALL HEIGHT	EST. TIMBER COUNT
PS5-72012	5-12	118	52' x 45'	64' x 57'	7'	59
PS3-73519	5-12	165	48' x 46'	60' x 58'	8'	56

MODEL	AGES	CAPACITY	SIZE	USE ZONE	FALL HEIGHT	EST. TIMBER COUNT
PS5-71365-2	5-12	45	39' x 13'	51' x 25'	7'	35





PA5-70728


Ages: 5-12 Years  
Use Zone: 46' x 25'

ACTIVE



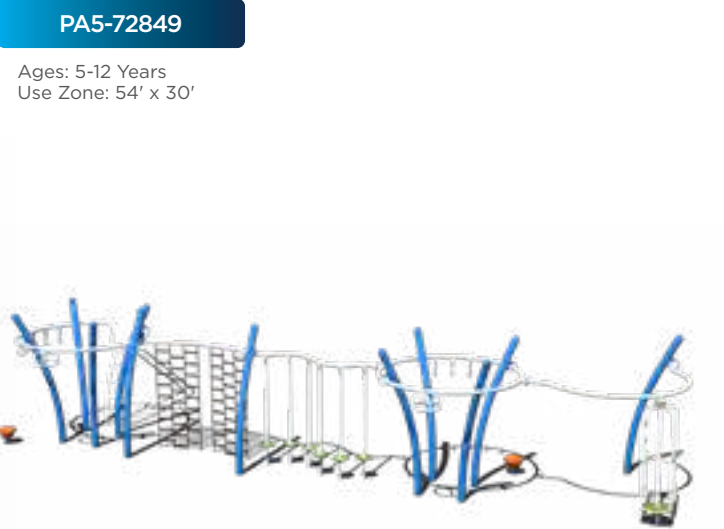
PA5-72175

Ages: 5-12 Years  
Use Zone: 55' x 30'



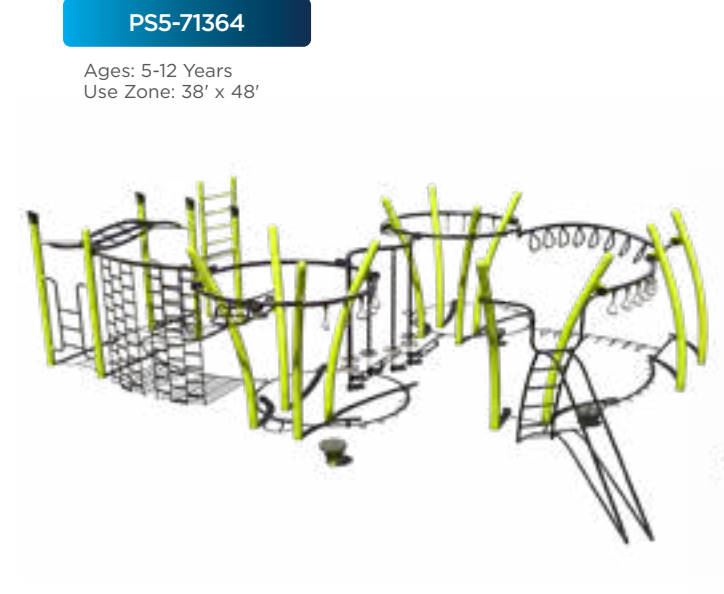
PS5-73101

Ages: 5-12 Years  
Use Zone: 40' x 42'



PA5-72849

Ages: 5-12 Years  
Use Zone: 54' x 30'



PS5-71364

Ages: 5-12 Years  
Use Zone: 38' x 48'



PS5-72617

Ages: 5-12 Years  
Use Zone: 51' x 30'

MODEL	AGES	CAPACITY	SIZE	USE ZONE	FALL HEIGHT	EST. TIMBER COUNT
PA5-70728	5-12	47	13' x 34'	46' x 25'	8'	32
PA5-72175	5-12	32	43' x 18'	55' x 30'	7'	41

MODEL	AGES	CAPACITY	SIZE	USE ZONE	FALL HEIGHT	EST. TIMBER COUNT
PS5-73101	5-12	45	28' x 30'	40' x 42'	8'	26
PA5-72849	5-12	37	42' x 18'	54' x 30'	7'	41
PS5-71364	5-12	59	26' x 36'	38' x 48'	7'	40
PS5-72617	5-12	54	39' x 18'	51' x 30'	7'	40



QUICK SHIP

These six structures are available in either the Terra or Spring Storm color scheme. Ships within 5-8 business days, excluding holidays.

PS3-73783

Ages: 5-12 Years  
Use Zone: 31' x 29'



PS3-73077

Ages: 2-5 Years  
Use Zone: 28' x 27'



PS3-73782

Ages: 2-5 Years  
Use Zone: 33' x 22'



MODEL	AGES	CAPACITY	SIZE	USE ZONE	FALL HEIGHT	EST. TIMBER COUNT	ADA
PS3-73783	5-12	48	19' x 17'	31' x 29'	5'	25	Yes
PS3-73077	2-5	29	16' x 15'	28' x 27'	3'	25	Yes
PS3-73782	2-5	35	21' x 11'	33' x 23'	3'	22	Yes

PS3-72329

Ages: 5-12 Years  
Use Zone: 36' x 30'



Quick Ship  
in Action

FOUST  
ELEMENTARY

PS3-72338

Ages: 5-12 Years  
Use Zone: 37' x 32'



PS3-32207

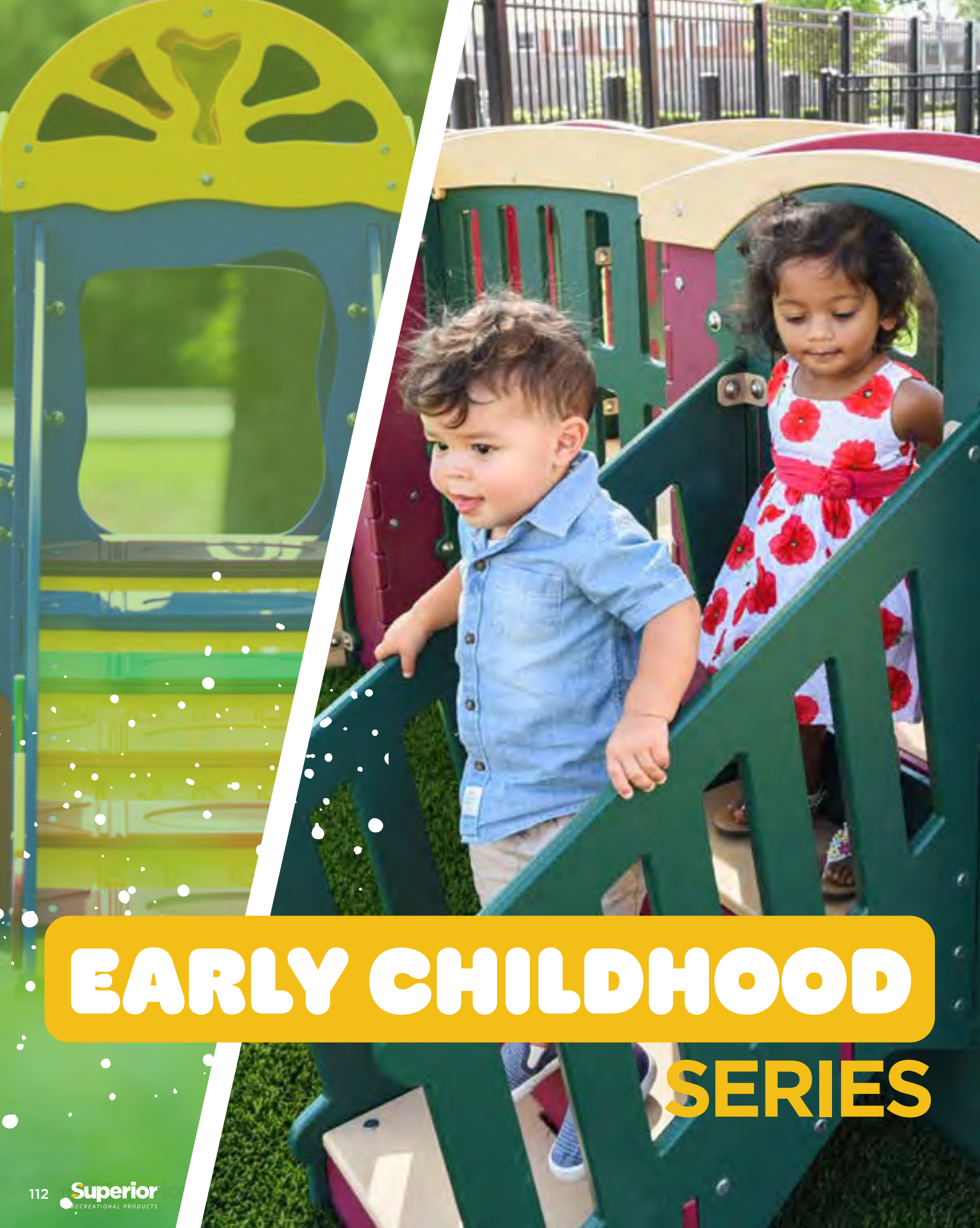
Ages: 5-12 Years  
Use Zone: 30' x 30'



MODEL	AGES	CAPACITY	SIZE	USE ZONE	FALL HEIGHT	EST. TIMBER COUNT	ADA
PS3-72329	5-12	58	24' x 18'	36' x 30'	6'	28	Yes
PS3-72338	5-12	82	25' x 20'	37' x 32'	7'	31	Yes
PS3-32207	5-12	35	18' x 18'	30' x 30'	7'	26	Yes

**Warning!** Installation over a hard surface such as concrete, asphalt, or packed earth may result in serious injury from falls.





# EARLY CHILDHOOD

# SERIES

## 6-23 MONTH STRUCTURES

### TTL-0003XX

Ages: 6-23 Months  
Use Zone: 25' x 23'

Available With Shade  
TTL-0023XX



Reverse View



### TTL-0001XX

Ages: 6-23 Months  
Use Zone: 22' x 15'

Available With Shade  
TTL-0021XX



### TTL-0022XX

Ages: 6-23 Months  
Use Zone: 20' x 24'

Available Without Shade  
TTL-0002XX



MODEL	AGES	CAPACITY	SIZE	USE ZONE	FALL HEIGHT	ACTIVITIES	EST. TIMBER COUNT
TTL-0003XX	6-23 Mo.	24	13' x 13'	25' x 23'	30"	10	15
TTL-0001XX	6-23 Mo.	12	10' x 04'	20' x 24'	24"	5	10
TTL-0022XX	6-23 Mo.	17	12' x 09'	22' x 15'	24"	7	13

**What's timber count?** The amount of 4' playground timbers needed to surround the playground should a type of loose fill surfacing be used. See page 182 for more information.





AIG031

Ages: 6-23 Months  
Capacity: 9  
Structure Size: 11' x 8 1/2'  
Use Zone: 24' x 21'  
Includes:  
• Slide  
• Bongos  
• Spin and Find  
• Stairs  
• Texture Panel  
• Texture Climber

## ADVENTURES IN GROWING®



## TOT-TREK®

TFR0533XX

Ages: 6-23 Months  
Capacity: 10  
Structure Size: 12' x 8'  
Use Zone: 20' x 24'  
Includes:  
• Phase One  
• Bridge  
• Climber  
• Stairs  
• Activity Panels



AIG012

Ages: 6-23 Months  
Capacity: 7  
Structure Size: 11' x 2 1/2'  
Use Zone: 24' x 15'  
Includes:  
• Slide  
• Bongos  
• Finger Maze  
• Stairs



AIG021

Ages: 6-23 Months  
Capacity: 8  
Structure Size: 11' x 6'  
Use Zone: 24' x 19'  
Includes:  
• Slide  
• Bongos  
• Shape Spinners  
• Stairs  
• Arch Climber  
• Sound Cylinder & Bead Panel



TFR0520XX

Ages: 6-23 Months  
Capacity: 5  
Structure Size: 8' x 6'  
Use Zone: 18' x 20'  
Includes:  
• Stairs  
• Slide  
• Bubble Window  
• Texture Panel  
• Climber



TFR0518XX

Ages: 6-23 Months  
Capacity: 15  
Structure Size: 14' x 15'  
Use Zone: 27' x 27'  
Includes:  
• Phase Two  
• Crawl Tube  
• Slide  
• Activity Panels

AVAILABLE IN A PRIMARY OR NATURAL COLOR SCHEME.

AVAILABLE IN A PRIMARY, NATURAL, OR SPRINGTIME COLOR SCHEME.



DISCOVERY CENTERS®

These units are easy to assemble and come with a 10-year limited warranty on upright posts and a 5-year limited warranty on plastic. Colors are shown. Mounting options available are ground spike or anchor bolt.

DISCOVERY CENTER 5

Age Group: 2-5 Years  
Use Zone: 28' x 31'



DISCOVERY CENTER 2

Age Group: 2-5 Years  
Use Zone: 22' x 27'



DISCOVERY CENTER 4

Age Group: 2-5 Years  
Use Zone: 27' x 28'



SAPLING

Age Group: 6-23 Months  
Use Zone: 14' 5" x 19' 6"



SUPER SPROUT

Age Group: 6-23 Months  
Use Zone: 14' 2" x 10' 5"  
Meets ASTM F1487 Standards



SEEDLING

Age Group: 6-23 Months  
Use Zone: 13' 7" x 13' 5"



MODEL	AGES	CAPACITY	USE ZONE	FALL HEIGHT	MOUNTING
Discovery Center 5	2-5	20-25	28' x 31'	3' 9"	Ground Spike or Anchor Bolt
Discovery Center 2	2-5	10-15	22' x 27'	3' 1.5"	Ground Spike or Anchor Bolt
Discovery Center 4	2-5	15-20	27' x 28'	3' 1.5"	Ground Spike or Anchor Bolt

MODEL	AGES	CAPACITY	USE ZONE	FALL HEIGHT	MOUNTING
Sapling	6-23 Months	15-25	14' 5" x 19' 6"	1' 10"	Ground Spike or Anchor Bolt
Super Sprout	6-23 Months	6-8	14' 2" x 10' 5"	1' 3"	Ground Spike or Anchor Bolt
Seedling	6-23 Months	8-10	13' 7" x 13' 5"	1' 10"	Ground Spike or Anchor Bolt



# FREESTANDING

# PLAY

- 120 Climbers
- 137 Overhead Ladders
- 138 Sensory Play
- 139 Slides
- 140 Rockers, Spinners, & Rollers
- 142 Spring Riders
- 144 Swings
- 146 Zip Lines
- 147 Games
- 148 Balancing
- 150 Musical Play
- 152 Dramatic Play
- 154 Fitness

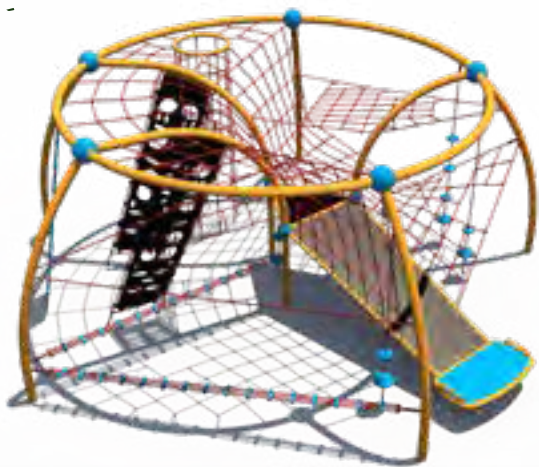






## CLIMBERS ASCEND ROPE

ONE OF OUR  
TOP PICKS



**Ascend Mosura**  
Model: RC-8150SR  
Use Zone: 34' 11" x 33' 10"  
Fall Height: 9'  
Ages: 5-12



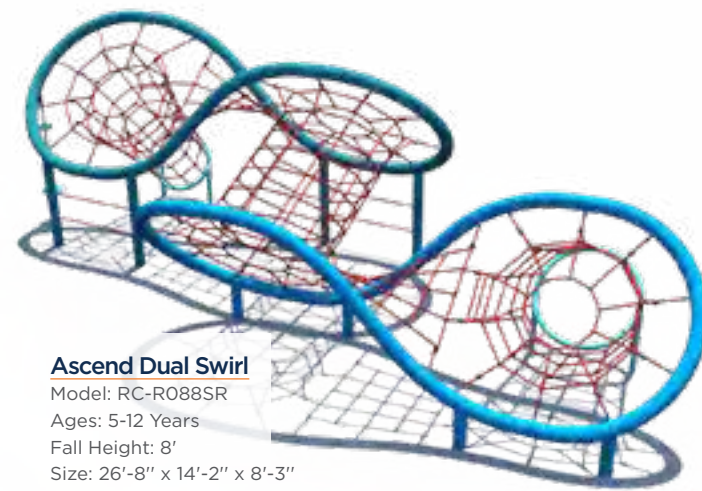
**Ascend Orbiter**  
Model: RC-923-SR  
Use Zone: 37' 9" x 36' 11"  
Fall Height: 10'  
Ages: 5-12




**Ascend Swirl Twist**  
Model: RC-R007SR  
Ages: 5-12 Years  
Fall Height: 9'  
Size: 19'-8" x 19'-9" x 9'-2"  
Use Zone: 31'-8" x 31'-9"



**Ascend Starpad**  
Model: RC-R009SR  
Ages: 5-12 Years  
Fall Height: 5'  
Size: 24'-2" x 21'-6" x 9'-1"  
Use Zone: 36' x 33'-6"



**Ascend Dual Swirl**  
Model: RC-R088SR  
Ages: 5-12 Years  
Fall Height: 8'  
Size: 26'-8" x 14'-2" x 8'-3"  
Use Zone: 38'-8" x 26'-6"



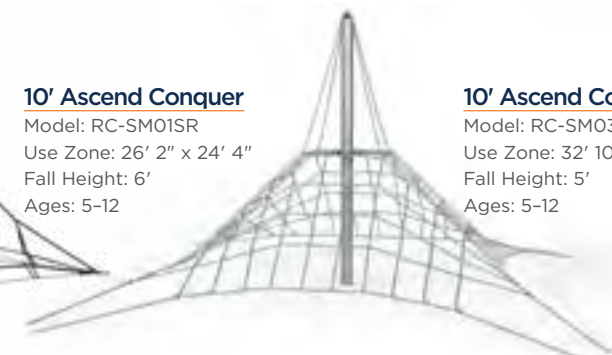
**Ascend Swirl**  
Model: RC-R008SR  
Ages: 5-12 Years  
Fall Height: 5'  
Size: 17'-1" x 8' x 5'-11"  
Use Zone: 29'-1" x 20'



**9' Ascend Conquer**  
Model: RC-SM02SR  
Use Zone: 26' 4" x 26' 4"  
Fall Height: 5'  
Ages: 5-12



**10' Ascend Conquer**  
Model: RC-SM01SR  
Use Zone: 26' 2" x 24' 4"  
Fall Height: 6'  
Ages: 5-12



**10' Ascend Conquer Max**  
Model: RC-SM03SR  
Use Zone: 32' 10" x 32' 10"  
Fall Height: 5'  
Ages: 5-12

CAN ATTACH  
TO PLAY  
STRUCTURES

**Ascend Tower**  
Ages: 5-12

**11' Tower**  
Model: RC-101-SR  
Use Zone: 27' 6" x 27' 6"  
Fall Height: 6'

**13' Tower (shown)**  
Model: RC-101SR  
Use Zone: 30' 7" x 30' 7"  
Fall Height: 6'

**15' Tower**  
Model: RC-102-1SR  
Use Zone: 37' 6" x 37' 6"  
Fall Height: 7'

**19' Tower**  
Model: RC-102SR  
Use Zone: 44' 6" x 44' 6"  
Fall Height: 7'







### ASCEND THRILL TOWER WITH SLIDE

Model: RC-X2SITSR  
Use Zone: 42' 37" x 26' 6"  
Fall Height: 10'  
Ages: 5-12




### ASCEND THRILL TOWER 2

Model: RC-X2MSR  
Use Zone: 23' 3" x 22' 11"  
Fall Height: 10'  
Ages: 5-12



**CUSTOM  
DESIGNS  
AVAILABLE**  
(DESIGN CONCEPT RC-S140)



### Ascend Atom

Model: RC-903SR  
Use Zone: 26' 4" x 24' 9"  
Fall Height: 7'  
Ages: 5-12

## CLIMBERS ASCEND ROPE

### Ascend Swirl Tower with Slide

Model: RC-1702T-SR  
Use Zone: 45' 11" x 27'  
Fall Height: 12'  
Ages: 5-12

### Ascend Thrill Tower

Model: RC-X2SR  
Use Zone: 23' 3" x 22' 11"  
Fall Height: 10'  
Ages: 5-12

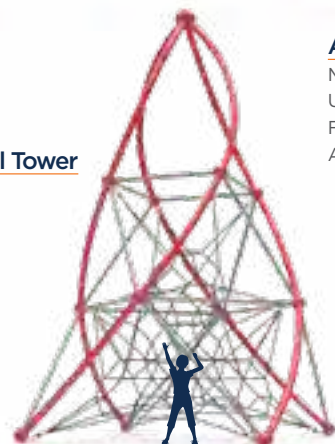


### Ascend Thrill Swirl Tower

Model: RC-1701-SR  
Use Zone: 24' x 24'  
Fall Height: 9'  
Ages: 5-12

### Ascend Spire

Model: RC-8075  
Use Zone: 29' x 36'  
Fall Height: 14'  
Ages: 5-12



### Ascend Helix

Model: RC-TS006SR  
Use Zone: 33' 4" x 22' 4"  
Fall Height: 9'  
Ages: 5-12



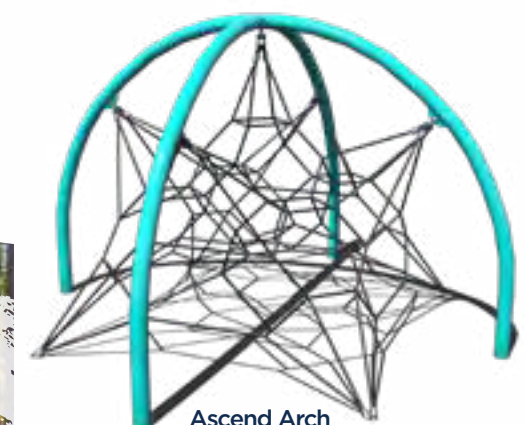
### Ascend Gateway

Model: RC-9001SR  
Use Zone: 38' 9" x 15' 2"  
Fall Height: 7'  
Ages: 5-12



### ASCEND DEMI HELIX

Model: RC-TS001SR  
Use Zone: 26' 5" x 22' 4"  
Fall Height: 9'  
Ages: 5-12



### Ascend Arch

Model: RC-909SR  
Use Zone: 25' 6" x 25' 6"  
Fall Height: 6'  
Ages: 5-12





### 9' ASCEND WEB WHIRL

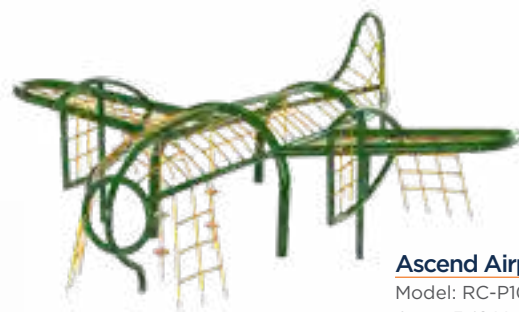
Model: RC-1200SR  
Ages: 5-12  
Fall Height: 4'  
Use Zone: 18' 7" x 18' 7"



**10' Ascend Web Whirl**  
Model: RC-2000-FSR  
Ages: 5-12  
Fall Height: 7'  
Use Zone: 22' 10" x 22' 10"



**14' Ascend Web Whirl**  
Model: RC-2100-FSR  
Ages: 5-12  
Fall Height: 10'  
Use Zone: 22' 10" x 22' 10"




### Ascend Airplane

Model: RC-P101SR  
Ages: 5-12 Years  
Fall Height: 7'  
Size: 27'-1" x 22'-9" x 6'-11"  
Use Zone: 39'-1" x 34'-9"

### Ascend Manta Ray

Model: RC-8081SR  
Ages: 5-12 Years  
Fall Height: 9'  
Size: 46'-5" x 40'-10" x 8'-3"  
Use Zone: 58'-5" x 52'-10"



### Ascend Top Spinner

Model: RC-2300-F-SR  
Ages: 5-12  
Fall Height: 8'  
Use Zone: 22' 10" x 22' 10"



### ASCEND DRAGONFLY

Model: RC-8196SR  
Ages: 5-12 Years  
Fall Height: 12'  
Size: 38'-4" x 28'-6" x 11'-11"  
Use Zone: 50'-4" x 40'-6"



### Ascend Peak Duo

Model: RC-803SR  
Ages: 5-12 Years  
Fall Height: 8'  
Size: 38'-11" x 19'-3" x 14'-4"  
Use Zone: 50'-11" x 31'-3"



NEW

### Ascend Peak with Bridge

Model: RC-802-BSR  
Ages: 5-12 Years  
Fall Height: 8'  
Size: 13'-10" x 13'-10" x 14'-3"  
Use Zone: 25'-10" x 25'-10"

**13' VERSION  
ALSO AVAILABLE  
(RC-802-1SR)**



### 12' Ascend Peak

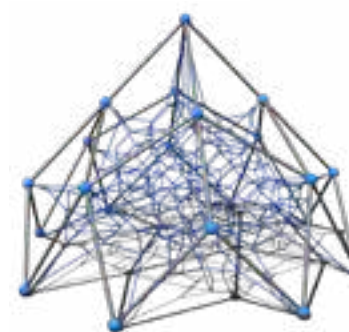
Model: RC-808SR  
Ages: 5-12 Years  
Fall Height: 8'  
Size: 12'-8" x 12'-8" x 12'-4"  
Use Zone: 24'-8" x 12'-8"



NEW

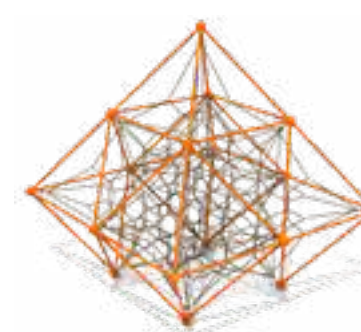
### 14' ASCEND PEAK

Model: RC-802SR  
Ages: 5-12 Years  
Fall Height: 8'  
Size: 13'-10" x 13'-10" x 14'-3"  
Use Zone: 29' 10" x 29' 10"



### 15' Ascend Peak Max

Model: RC-804SR  
Ages: 5-12  
Fall Height: 8'  
Size: 19'-3" x 19'-3" x 14'-7"  
Use Zone: 31' 3" x 31' 3"



### 18' Ascend Peak Max

Model: RC-805SR  
Ages: 5-12  
Fall Height: 6'  
Size: 17'-2" x 17'-2" x 18'-2"  
Use Zone: 29' 2" x 29' 2"



### 18' Ascend Peak Max with Slide

Model: RC-805-SP5TSR  
Ages: 5-12  
Fall Height: 7'  
Size: 28'-9" x 22'-7" x 18'  
Use Zone: 41' x 34'-7"



## ASCEND TREEFORT WITH SLIDE

Model: RC-NTS1002SR  
Use Zone: 34' x 30'-6"  
Fall Height: 7'  
Ages: 5-12

## CLIMBERS ASCEND ROPE

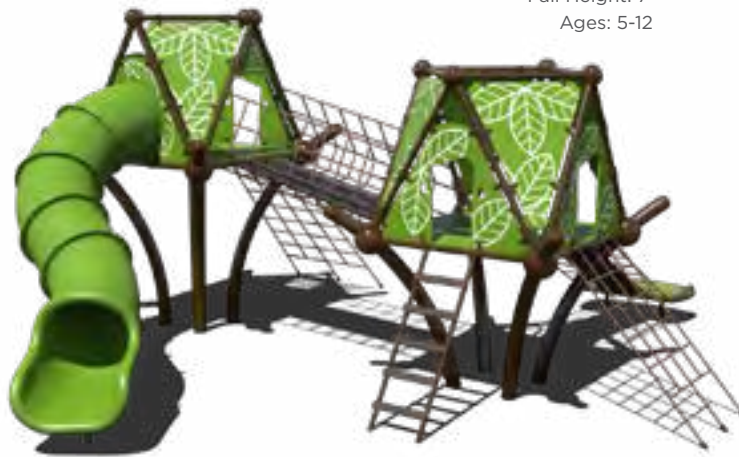

### Ascend Treefort with Tower

Model: RC-8039SR  
Use Zone: 39' 3" x 35' 6"  
Fall Height: 10'  
Ages: 5-12



### Ascend Overlook

Model: RC-SH101-SR  
Fall Height: 5'  
Use Zone: 22' 10" x 22' 10"  
Ages: 5-12



### Ascend Dual Treefort

Model: RC-NTS2001SR  
Use Zone: 38' 11" x 36' 10"  
Fall Height: 7'  
Ages: 5-12



### Ascend Overlook with Slide

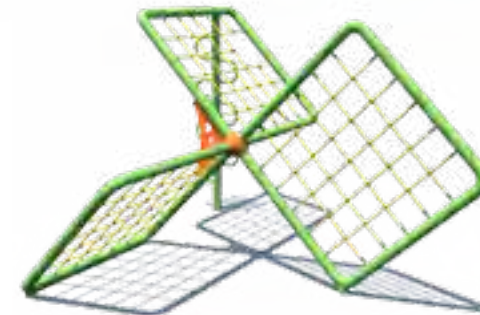
Model: RC-SH102T-SR  
Fall Height: 5'  
Use Zone: 38' 6" x 31' 2"  
Ages: 5-12

## CLIMBERS ASCEND ROPE



### 10' Ascend Origami

Model: RC-F201SR  
Ages: 5-12 Years  
Fall Height: 10'  
Size: 27'-10" x 20'-1" x 10'  
Use Zone: 39'-10" x 32'-1"



### 9' Ascend Origami

Model: RC-F101SR  
Ages: 5-12 Years  
Fall Height: 9'  
Size: 15'-2" x 13'-6" x 9'-6"  
Use Zone: 27'-2" x 25'-6"

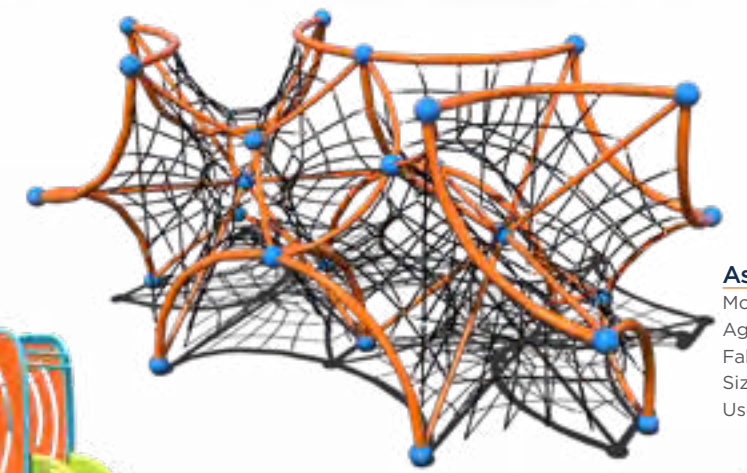


### 7' Ascend Origami

Model: RC-F8188SR  
Ages: 5-12 Years  
Fall Height: 7'  
Size: 10'-10" x 9'-4" x 6'-6"  
Use Zone: 22'-10" x 21'-4"

### Ascend Soar with Slide

Model: RC-813SR  
Ages: 5-12 Years  
Fall Height: 6'  
Size: 26' x 14'-7" x 12'  
Use Zone: 38' x 26'7"

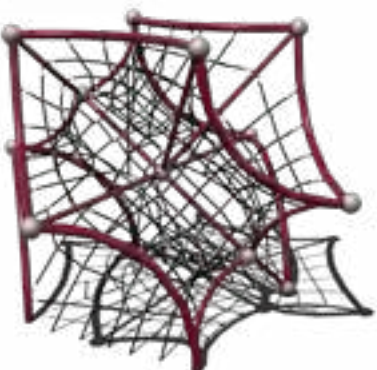


### Ascend Soar Duo

Model: RC-812SR  
Ages: 5-12 Years  
Fall Height: 10'  
Size: 20'-5" x 10'-6" x 10'-6"  
Use Zone: 32'-5" x 22'-6"

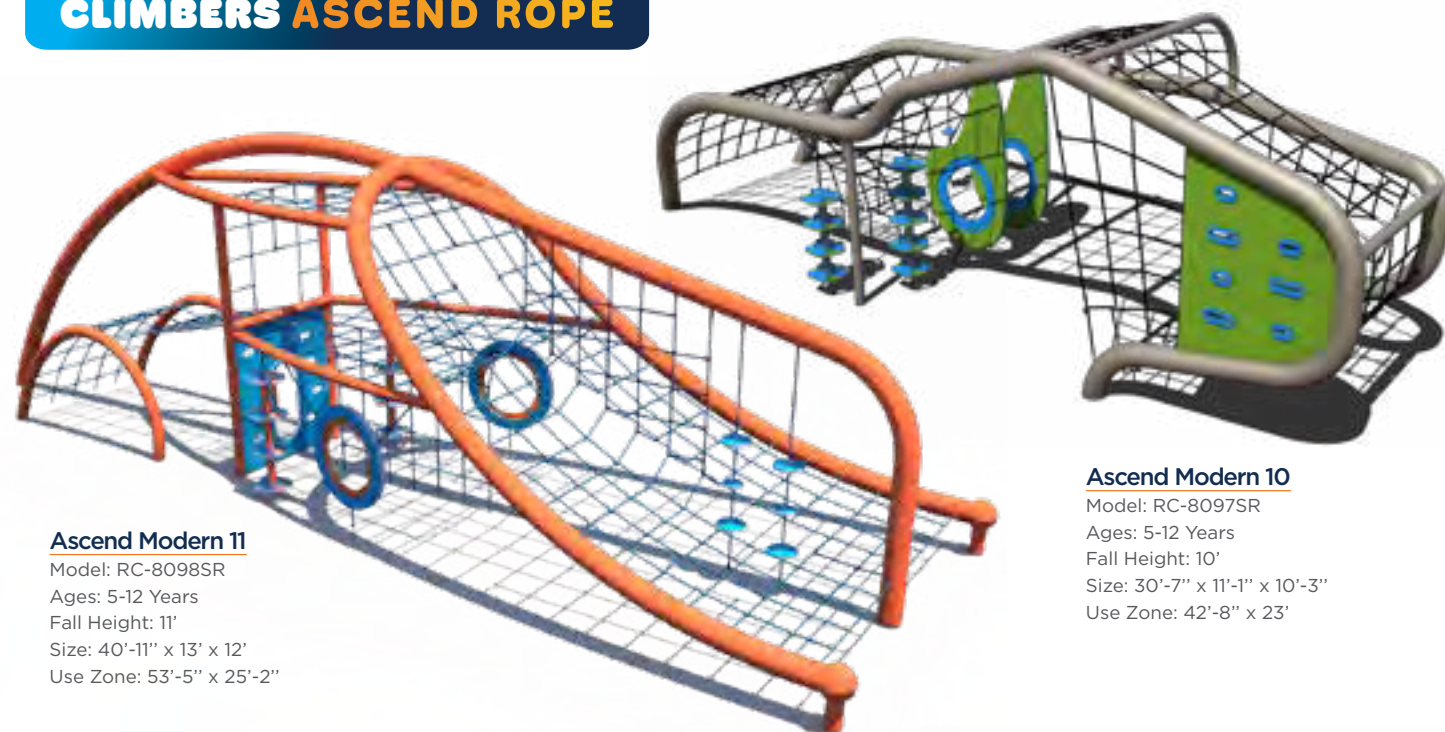
### Ascend Soar

Model: RC-811SR  
Ages: 5-12 Years  
Fall Height: 10'  
Use Zone: 22'-6" x 22'-6"





## CLIMBERS ASCEND ROPE



### Ascend Modern 11

Model: RC-8098SR  
Ages: 5-12 Years  
Fall Height: 11'  
Size: 40'-11" x 13' x 12"  
Use Zone: 53'-5" x 25'-2"

### Ascend Modern 10

Model: RC-8097SR  
Ages: 5-12 Years  
Fall Height: 10'  
Size: 30'-7" x 11'-1" x 10'-3"  
Use Zone: 42'-8" x 23'



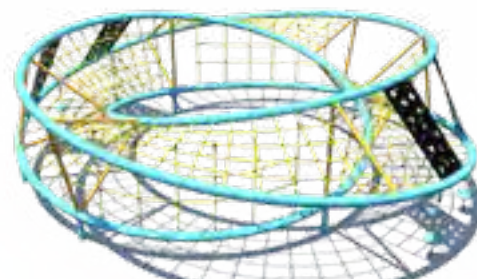
### Ascend Cyclone Twist

Model: RC-R004SR  
Ages: 5-12 Years  
Fall Height: 6'  
Size: 23'-11" x 23'-6" x 6'-5"  
Use Zone: 35'-11" x 35'-6"



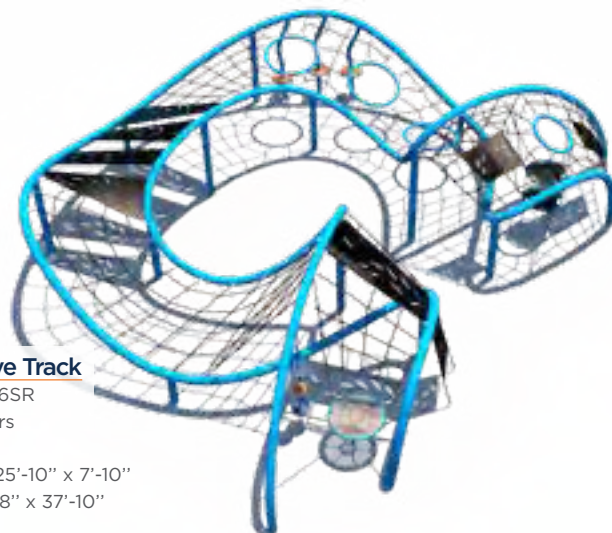
### Ascend Cyclone

Model: RC-8064SR  
Ages: 5-12 Years  
Fall Height: 9'  
Size: 22'-3" x 22'-3" x 8'-9"  
Use Zone: 34'-3" x 34'-3"



### Ascend Dual Cyclone

Model: RC-R005SR  
Use Zone: 38'-1" x 35'-5"  
Fall Height: 7'  
Ages: 5-12 Years



### Ascend Wave Track

Model: RC-8186SR  
Ages: 5-12 Years  
Fall Height: 8'  
Size: 30'-8" x 25'-10" x 7'-10"  
Use Zone: 42'-8" x 37'-10"



### Ascend Loop

Model: RC-8187SR  
Ages: 5-12 Years  
Fall Height: 10'  
Size: 29'-7" x 24'-10" x 10'-2"  
Use Zone: 41'-8" x 36'-10"



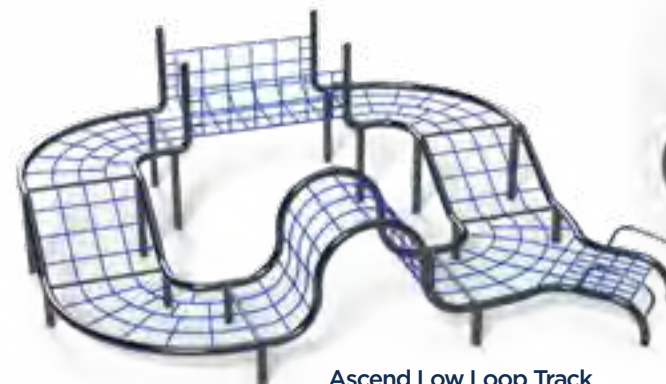
### Ascend Tall Loop Track

Model: RC-R003SR  
Use Zone: 40' 10" x 40' 10"  
Fall Height: 8'  
Ages: 5-12



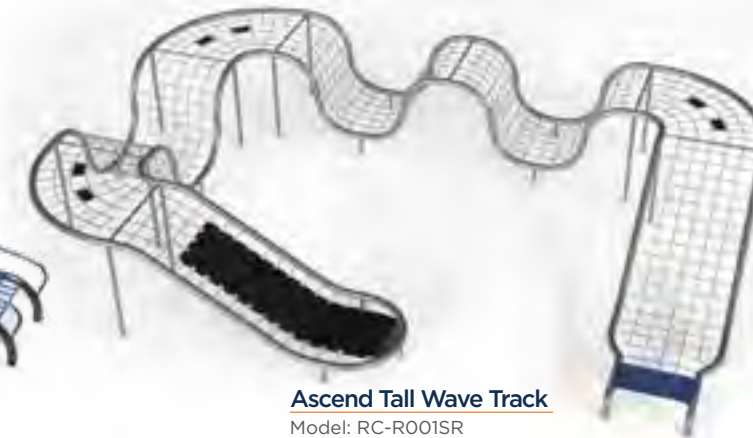
### Ascend Low Wave Track

Model: RC-M006SR  
Use Zone: 41' 10" x 35' 1"  
Fall Height: 5'  
Ages: 5-12



### Ascend Low Loop Track

Model: RC-M001-SR  
Use Zone: 31' 3" x 28' 1"  
Fall Height: 5'  
Ages: 5-12



### Ascend Tall Wave Track

Model: RC-R001SR  
Use Zone: 53' 1" x 40' 10"  
Fall Height: 7'  
Ages: 5-12



### Ascend Wave Train

Model: RC-1515-SR  
Use Zone: 96' 3" X 84' 9"  
Fall Height: 8'  
Ages: 5-12



### Ascend Funnel Web

Model: RC-L005-SR  
Use Zone: 73' x 70' 5"  
Fall Height: 9'  
Ages: 5-12





### HELIONET

Model: HLN-6006  
Use Zone: 28' x 26'  
Fall Height: 8'  
Ages: 5-12

## CLIMBERS HELIONET



### HelioNet

Model: HLN-4004  
Use Zone: 20' x 20'  
Fall Height: 7'  
Ages: 5-12

### HelioNet

Model: HLN-4005  
Use Zone: 20' x 20'  
Fall Height: 7'  
Ages: 5-12

### HelioNet

Model: HLN-4012  
Use Zone: 20' x 20'  
Fall Height: 7'  
Ages: 5-12

### HelioNet

Model: HLN-6007  
Use Zone: 28' x 26'  
Fall Height: 8'  
Ages: 5-12

### HelioNet

Model: HLN-6008  
Use Zone: 20' x 20'  
Fall Height: 7'  
Ages: 5-12

### HelioNet

Model: HLN-6001  
Use Zone: 28' x 26'  
Fall Height: 8'  
Ages: 5-12

### HelioNet

Model: HLN-4008  
Use Zone: 20' x 20'  
Fall Height: 7'  
Ages: 5-12

### HelioNet

Model: HLN-4009  
Use Zone: 20' x 20'  
Fall Height: 7'  
Ages: 5-12

### HelioNet

Model: HLN-4010  
Use Zone: 20' x 20'  
Fall Height: 7'  
Ages: 5-12

### HelioNet

Model: HLN-6003  
Use Zone: 28' x 26'  
Fall Height: 8'  
Ages: 5-12

### HelioNet

Model: HLN-6000  
Use Zone: 28' x 27'  
Fall Height: 8'  
Ages: 5-12

### HelioNet

Model: HLN-4011  
Use Zone: 20' x 20'  
Fall Height: 7'  
Ages: 5-12





## CLIMBERS QUEST COURSE



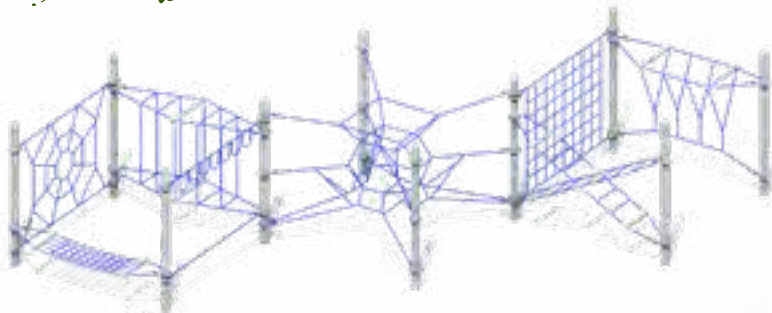
### Ascend Quest 15 Course

Model: RC-A015SR  
Use Zone: 56' 2" x 39' 4"  
Fall Height: 7'  
Ages: 5-12




### Ascend Quest 8 Course

Model: RC-A008SR  
Use Zone: 34' 7" x 32' 5"  
Fall Height: 7'  
Ages: 5-12



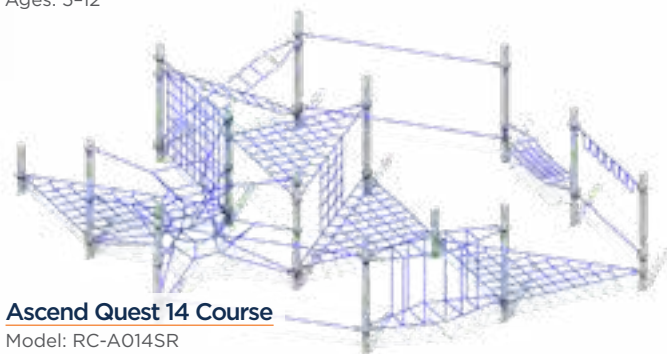
### Ascend Quest 9 Course

Model: RC-A009SR  
Use Zone: 44' 5" x 42' 3"  
Fall Height: 7'  
Ages: 5-12



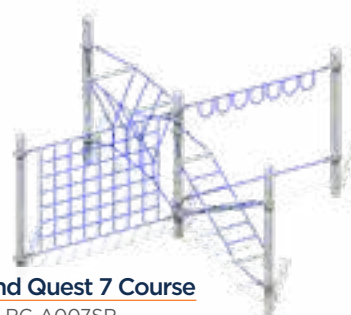
### Ascend Quest 11 Course

Model: RC-A011SR  
Use Zone: 45' 3" x 26' 8"  
Fall Height: 7'  
Ages: 5-12



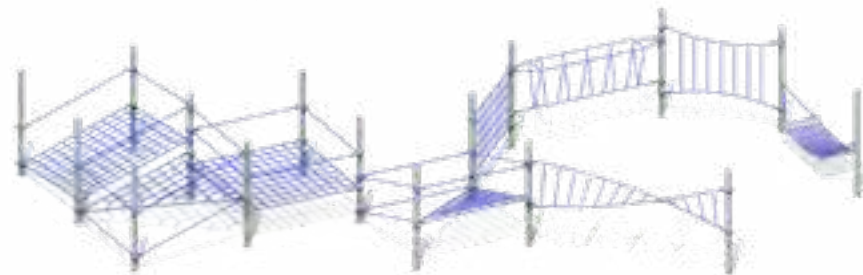
### Ascend Quest 14 Course

Model: RC-A014SR  
Use Zone: 44' 5" x 43' 2"  
Fall Height: 7'  
Ages: 5-12



### Ascend Quest 7 Course


Model: RC-A007SR  
Use Zone: 26' 8" x 26' 8"  
Fall Height: 7'  
Ages: 5-12



### Ascend Quest 5 Course

Model: RC-A005SR  
Use Zone: 70' x 53'-10"  
Fall Height: 7'  
Ages: 5-12

## CLIMBERS MATRIX



### Mole Hill

Model: 87000010XX  
Use Zone: 26' x 26'  
Height: 6'  
Ages: 5-12



### Half Arch

Model: 87000014XX  
Use Zone: 26' x 20'  
Height: 5'  
Ages: 5-12



### Mini Arch

Model: 87000011XX  
Use Zone: 20' x 17'  
Height: 4'  
Ages: 5-12



### Hump

Model: 87000020XX  
Use Zone: 24' x 24'  
Height: 2'  
Ages: 5-12



### Mound

Model: 87000016XX  
Use Zone: 27' x 27'  
Height: 8'  
Ages: 5-12



### Mini Half Dome

Model: 87000026XX  
Use Zone: 20' x 18'  
Height: 6'  
Ages: 5-12



### Half Dome

Model: 87000024XX  
Use Zone: 27' x 20'  
Height: 10'  
Ages: 5-12

## CRISS CROSS

Model: 87000034XX  
Use Zone: 25' x 16'  
Height: 6'  
Ages: 5-12



## TRI-PENT

Model: 87000023XX  
Use Zone: 21' x 21'  
Height: 4'  
Ages: 5-12







**TRI-RUNG BUBBLE TREK**

Model: TFR0751XX  
 Use Zone: 38' x 16'  
 Fall Height: 7'  
 Ages: 5-12

**CLIMBERS**



**Wiggle Walk Bubble Trek**

Model: TFR0750XX  
 Use Zone: 38' x 16'  
 Fall Height: 7'  
 Ages: 5-12



**Climbing Wall Bubble Trek**

Model: TFR0752XX  
 Use Zone: 38' x 16'  
 Fall Height: 7'  
 Ages: 5-12



**Bubble Storm Climber**

Model: EFR0160XX  
 Use Zone: 22' x 22'  
 Ages: 5-12



**8-Section Bubble Wall Circle**

Model: EFR0070XX  
 Use Zone: 26' x 26'  
 Ages: 5-12



**4-Section Bubble Wall**

Model: EFR0068XX  
 Use Zone: 14' x 30'  
 Ages: 5-12

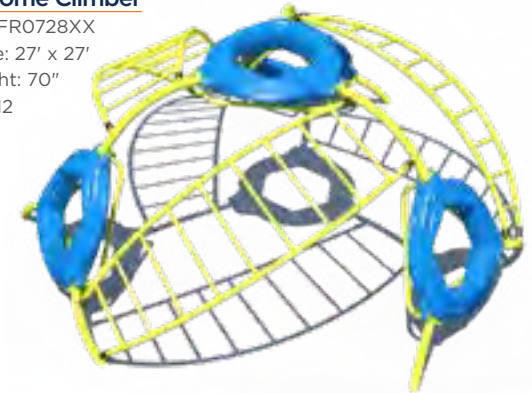


**Moon Crater**

Model: TFR0655XX  
 Use Zone: 21' x 21'  
 Height: 4 1/2'  
 Ages: 2-12  
*Only Available in Colors Shown*

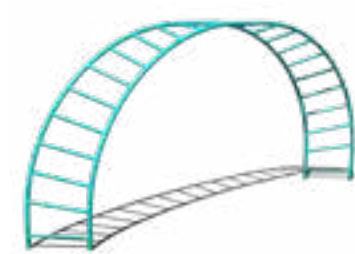
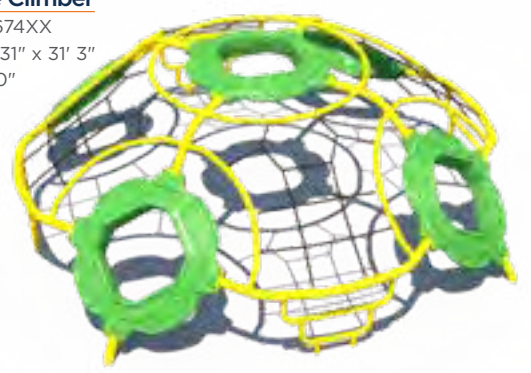
**Delta Dome Climber**

Model: TFR0728XX  
 Use Zone: 27' x 27'  
 Fall Height: 70"  
 Ages: 5-12



**Tetra Dome Climber**

Model: TFR0674XX  
 Use Zone: 31' 31" x 31' 3"  
 Fall Height: 70"  
 Ages: 5-12



**Zany Zipper Arch Climber**

Model: 90007113XX  
 Use Zone: 28' x 14'  
 Ages: 5-12



**Camel Back Kids Climber**

Model: 90007112XX  
 Use Zone: 27' x 15'  
 Ages: 5-12



**Fire Station Climber**

Model: TFR05580XX  
 Use Zone: 26' x 26'  
 Ages: 5-12



**Climb & Discover Cave**

Use Zone: 20' x 21'  
 Ages: 2-12  
*Only Available in Beige*  
 Primary Hand Holds: TFR0613XX  
 Natural Hand Holds: TFR0614XX




**Hump Camel Climber**

Model: TFR16968XX  
 Use Zone: 17' x 14'  
 Ages: 5-12




**Hump Camel Climber Junior**

Model: TFR16985XX  
 Use Zone: 14'-2" x 17'-5"  
 Ages: 2-5



**4-SECTION SHORT BUBBLE WALL**


Model: EFR0158XX  
 Use Zone: 14' x 30'  
 Ages: 2-5



**HURRICANE CLIMBER**

Use Zone: 24' x 24'  
 Fall Height: 5' 6"  
 Ages: 5-12  
 With Shade: TFR0688XX  
 Without Shade: AFR0247XX





### SMALL CLIMBING BOULDER

Use Zone: 18' 1" x 17' 7"  
Height: 3'  
Ages: 2-12  
Granite Color: GRN-SM  
Sandstone Color: SND-SM

### Large Climbing Boulder

Use Zone: 19' 7" x 17' 5"  
Height: 8'  
Ages: 5-12  
Granite: GRN-LG  
Sandstone: SND-LG



### Medium Climbing Boulder

Use Zone: 18' 6" x 17'  
Height: 5'  
Ages: 2-12  
Granite Color: GRN-MD  
Sandstone Color: SND-MD



### OVERHEAD LADDERS



### Rock Face Climber

Model: TFR0664XX  
Use Zone: 21' x 17'  
Ages: 5-12



### CLIMBERS



### Vertical Spider Net Climber

Model: EFR0103XX  
Use Zone: 21' x 12'  
Fall Height: 9'  
Ages: 5-12



### Hex Net Climber

Model: EFR0109XX  
Fall Height: 4'  
Use Zone: 20' x 19'  
Ages: 5-12



### Chain Climbing Wall

Use Zone: 20' x 12'  
Ages: 5-12  
3.5" Post  
Model: 90007103XX  
5" Post  
Model: 90007003XX



### Lateral Rock Wall

Model: RECF0043XX  
Use Zone: 21' x 13'  
Ages: 5-12



### Trapeze Ring

Model: AFR0098XX  
Use Zone: 16' x 21'  
Ages: 5-12



### Over Under

Model: AFR0165XX  
Use Zone: 21' x 18'  
Ages: 5-12



### 10' Track Glide

Model: AFR0118XX  
Use Zone: 16' x 21'  
Ages: 5-12



### Three Wheel Swinger

Model: AFR0116XX  
Use Zone: 16' x 21'  
Ages: 5-12




### Teepee Climber

Model: TFR0681XX  
Use Zone: 25' x 23'  
Height: 4'  
Ages: 2-12  
Also Available with Buffalo Graphics TFR0658XX



### SPIDER MOUNTAIN

Model: UP502  
Height: 6'  
Ages: 5-12



### PIKE'S PEAK

Model: UP503  
Use Zone: 19' x 20'  
Height: 3'  
Ages: 5-12



### Loop Rung

Model: AFR0104XX  
Use Zone: 16' x 21'  
Ages: 5-12



### Wavy Rung

Model: AFR0114XX  
Use Zone: 16' x 21'  
Ages: 5-12



### Tri-Rung

Model: AFR0110XX  
Use Zone: 16' x 21'  
Ages: 5-12



### 360° Orbital Ladder

Model: EFR0072XX  
Use Zone: 23' x 21'  
Ages: 5-12





A COZY, SEMI-ENCLOSED  
SPACE TO EXPLORE  
SENSORY-BASED PLAY

**NEW**  
**Sensory Nook**  
Model: EFR0179XX  
Ages: 2-12



SISTEM PANELS SPARK CURIOSITY  
THROUGH SENSORY, STEM-INSPIRED PLAY

SENSORY SISTEM & NOOK



**STEM-0001**  
Size: 74" Wide x 6" Deep  
Ages: 2-12



**STEM-0002**  
Size: 74" Wide x 6" Deep  
Ages: 2-12



**STEM-0003**  
Size: 74" Wide x 6" Deep  
Ages: 2-12



**STEM-0004**  
Size: 74" Wide x 6" Deep  
Ages: 2-12



**STEM-0005**  
Size: 74" Wide x 6" Deep  
Ages: 2-12



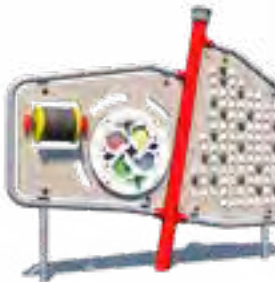
**STEM-0006**  
Size: 74" Wide x 6" Deep  
Ages: 2-12



**STEM-0007**  
Size: 74" Wide x 6" Deep  
Ages: 2-12



**STEM-0008**  
Size: 74" Wide x 6" Deep  
Ages: 2-12



**STEM-0009**  
Size: 74" Wide x 6" Deep  
Ages: 2-12



**STEM-0010**  
Size: 74" Wide x 6" Deep  
Ages: 2-12



**STEM-0011**  
Size: 74" Wide x 6" Deep  
Ages: 2-12



**STEM-0012**  
Size: 74" Wide x 6" Deep  
Ages: 2-12

SLIDES



Double Straight Slide

Decks: 3' to 6'  
Ages: 2-5, 5-12

Deck Height	Item Number
3'	AFR0272XX
4'	AFR0275XX
5'	AFR0279XX
6'	AFR0283XX



Single Turn Slide

Left Config.: 4' Deck Height  
Right Config.: 3' to 5' Deck Heights  
Ages: 2-5, 5-12

Deck Height	Curves To	Item Number
3'	Right	AFR0273XX
	Left	AFR0276XX
4'	Right	AFR0277XX
5'	Right	AFR0280XX



Single Straight Slide

Decks: 3' to 8'  
Ages: 2-5, 5-12

Deck Height	Item Number
3'	AFR0271XX
4'	AFR0274XX
5'	AFR0278XX
6'	AFR0282XX
8'	AFR0284XX



Single Stainless Steel Slide

Decks: 3' to 8'  
Ages: 2-5, 5-12

Deck Height	Item Number
3'	AFR0285XX
4'	AFR0286XX
5'	AFR0287XX
6'	AFR0288XX
8'	AFR0289XX



Open Spiral Slide

Model: AFR0243XX  
Use Zone: 18' x 25'  
Height: 6'  
Ages: 5-12



Double Turn Slide

Model: AFR0281XX  
Decks: 5'  
Ages: 2-12



Double Stainless Steel Slide

Decks: 3' to 8'  
Ages: 2-5, 5-12

Deck Height	Item Number
3'	AFR0290XX
4'	AFR0291XX
5'	AFR0292XX
6'	AFR0293XX
8'	AFR0294XX





### GRAVITY BOWL

Model: PLD0005XX  
Use Zone: 14' 9" x 14' 9"  
Ages: 2-12



### SPINNER

Model: PLD0004XX  
Use Zone: 14' x 14'  
Ages: 2-12



### TEA CUP SPINNER

Model: TFR17548XX  
Use Zone: 16' 4" x 16' 4"  
Ages: 2-12



NEW

### Inclusive Accelerator Spinner

Model: TFR0782XX  
Use Zone: 25' Diameter  
Ages: 2-12  
Only Available In Orange, Sky Blue, Blue, Green, Beige, and Spring Green



### Inclusive Whirl

Model: TFR0769XX  
Ages: 5-12  
Use Zone: 19' Diameter  
Surface Mount Only



### Hurricane Spinner

Model: TFR16610XX  
Use Zone: 18' x 18'  
Ages: 5-12



### Aero Whirl

Model: PLD0007XX  
Use Zone: 23' x 23'  
Ages: 5-12



### Spin About

Model: TFR08714XX  
Use Zone: 14' x 14'  
Ages: 5-12



### Cozy Pod Spinner

Model: TFR0638XX  
Use Zone: 22' x 22'  
Ages: 2-12  
Only Available in Colors Shown

## ROCKERS, SPINNERS, & ROLLERS



### Quad Saw

Model: TFR0736XX  
Use Zone: 22' x 18'  
Ages: 5-12



NEW

### 4 Seat See Saw

Model: TFR0779XX  
Use Zone: 21' x 14'  
Ages: 2-12



NEW

### Inclusive 4 Seat See Saw

Model: TFR0780XX  
Use Zone: 21' x 16'  
Ages: 2-12



### Classic Teeter II

Model: 90017009XX  
Use Zone: 22' x 13'  
Ages: 5-12



### Surf Rider

Model: 90018002XX  
Use Zone: 14' x 17'  
Ages: 5-12



### Rota Rock

Model: PLD0011XX  
Use Zone: 18' x 18'  
Ages: 5-12



### Whirl & Twirl

Model: TFR0615XX  
Use Zone: 15' 7" x 15' 7"  
Ages: 5-12



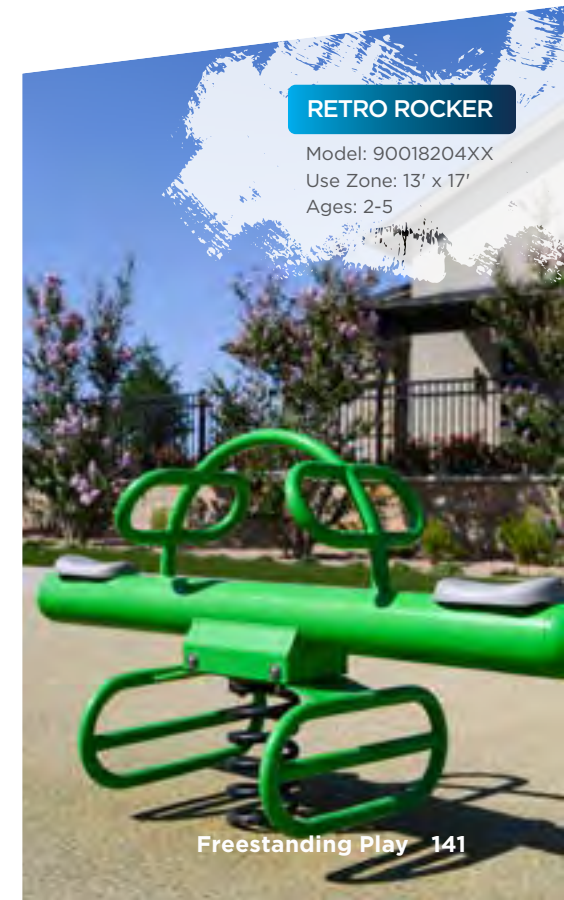
### Sensory Roller Table

Model: TFR0682XX  
Use Zone: 22' 4" x 14' 8"  
Ages: 2-12



### INCLUSIVE ATOM SPINNER

Model: TFR0659XX  
Ages: 2-12  
Capacity: 6  
Use Zone: 18' Diameter



### RETRO ROCKER

Model: 90018204XX  
Use Zone: 13' x 17'  
Ages: 2-5



### CLOWNFISH RIDER

Model: TFS0039XX  
Use Zone: 16' x 14'  
Ages: 2-5



### TROUT RIDER

Model: TFS0029XX  
Use Zone: 17' x 17'  
Ages: 12-23 Months, 2-5



### BLUE TANG RIDER

Model: TFS0040XX  
Use Zone: 16' x 14'  
Ages: 2-5



## SPRING RIDERS

### Alligator Rider

Model: TFR0510XX  
Use Zone: 17' x 17'  
Ages: 2-5



### Horse Rider

Model: TFS0026XX  
Use Zone: 17' x 17'  
Ages: 12-23 Months, 2-5



### Bear Rider

Model: TFS0020XX  
Use Zone: 17' x 17'  
Ages: 12-23 Months, 2-5



### Stegosaurus Rider

Model: TFS0032XX  
Use Zone: 17' x 17'  
Ages: 12-23 Months, 2-5



### Turtle Rider

Model: TFS0048XX  
Use Zone: 17' x 17'  
Ages: 2-5, 5-12



### Pig Rider

Model: TFS0027XX  
Use Zone: 17' x 17'  
Ages: 12-23 Months, 2-5



### Lion Rider

Model: TFS0028XX  
Use Zone: 17' x 17'  
Ages: 12-23 Months, 2-5



### Motorcycle Rider

Use Zone: 17' x 17'  
Ages: 2-5  
1 Seat: TFS0025XX  
2 Seat: TFS0023XX



### Rocket Rider

Model: TFS0037XX  
Use Zone: 17' x 17'  
Ages: 2-5



### Shuttle Rider

Model: TFS0047XX  
Use Zone: 17' x 17'  
Ages: 2-5



### EMS Rider

Model: TFS0015XX  
Use Zone: 17' x 17'  
Ages: 2-5  
Ages: 2-5, 5-12



### Moon Buggy

Use Zone: 17' x 17'  
Ages: 2-5  
1 Seat: TFS0036XX  
2 Seat: TFS0031XX



### Freddie the Frog Rider

Model: 90018202XX  
Use Zone: 17' x 17'  
Ages: 2-12




### Wally the Whale Rider

Model: 90018201XX  
Use Zone: 17' x 17'  
Ages: 2-12

### JET RIDER

Model: TFS0046XX  
Use Zone: 17' x 17'  
Ages: 2-5



### POLICE RIDER

Model: TFS0014XX  
Use Zone: 17' x 17'  
Ages: 2-5



### FIRE TRUCK RIDER

Model: TFS0022XX  
Use Zone: 17' x 17'  
Ages: 2-5







SWINGS & ACCESSORIES

Single Post Swing Frames

Constructed from 5" (without shade) or 6⅝" (with shade) diameter steel, these frames feature an 8' height and are available with or without shade. Version with shade is IPEMA Certified and ASTM F1487-17 Compliant.



Without Shade

Bays	Item Number	Use Zone
1	TFR0622XX	24' x 32'
2	TFR0623XX	36' x 32'
3	TFR0624XX	47' x 32'
4	TFR0625XX	59' x 32'
Add-A-Bay	TFR0627XX	Add 11' x 32'

With Standard Shade

Bays	Item Number	Use Zone
1	RSW23516G	24' x 32'
2	RSW3516G	36' x 32'
3	RSW46516G	47' x 32'
4	RSW5816G	58' x 32'

Add-On Cantilever Swing

Our Cantilever Swing is an add-on swing option for our 5" Single Post Swing Frame Without Shade. Product includes a bucket seat, fittings, and a horizontal arm.

Ages 6-23 Months    Ages 24-47 Months  
Model: EFR0150XX    Model: EFR0148XX



Arch Swing Frame



For Traditional Swing Seats

Post Size	Bays	Item Number	Use Zone
3.5"	1	TFR3501XX	24' x 32'
	2	TFR3502XX	36' x 32'
	3	TFR3503XX	48' x 32'
	4	TFR3504XX	58' x 32'
	Add-A-Bay	TFR3500XX	Add 11' x 32'
5"	1	EFR0166XX	24' x 32'
	2	EFR0167XX	36' x 32'
	3	EFR0168XX	48' x 32'
	4	EFR0169XX	58' x 32'
	Add-A-Bay	EFR0170XX	Add 11' x 32'

For Tire Swings

Our tire swing frame is made from 5" steel tubing.

Bays	Item Number	Use Zone
1	EFR0171XX	22' x 28'
Add-A-Bay	EFR0172XX	Add 11' x 22'

Inclusive Team Swing

Frame	Standard	Add-A-Bay
3.5"	PLD0018XX	PLD0019XX
5"	PLD0021XX	PLD0022XX



Standard Swing Frames

Constructed from 2 ⅜" galvanized steel tubing with cast aluminum junctions, these swing frames feature an 8' or 10' height. The part numbers below are for galvanized frames. To order a powder coated frame for an upcharge, replace "XX" with "PC" in the part number.



Bi-Pod

Available in an 8' height only.

Bays	Item Number	Use Zone
1	90015401XX	25' x 32'
2	90015402XX	36' x 32'
3	90015403XX	47' x 32'
Add-A-Bay	90915400XX	Add 11' x 32'

Standard Swing Frames Continued

Tri-Pod

Height	Bays	Item Number	Use Zone
8'	1	90015301XX	33' x 32'
	2	90015302XX	45' x 32'
	3	90015303XX	56' x 32'
	Add-A-Bay	90015300XX	33' x 32'
10'	1	90015311XX	36' x 40'
	2	90015312XX	47' x 40'
	3	90015313XX	58' x 40'
	Add-A-Bay	90015391XX	Add 11' x 32'



See Me Swing

The See Me Swing is designed to allow adult and child to swing while face to face.

Ages 6-23 Months    Ages 24-47 Months  
Model: TFR0660XX    Model: TFR0662XX  
*Bucket Seat Only Available in Black*



Belt Seats

Our molded belt seats feature galvanized triangle hardware and high carbon steel spring inserts to resist vandalism. Available in red, yellow, green, blue, black, and tan. Galvanized or yellow PVC coated chain is available. **Sold as a set of two.**

Chain Type	Chain Link	Item Number
Galvanized	8'	90015108XX
	10'	90015110XX
Yellow PVC	8'	90015208XX
	10'	90015210XX



Bucket Seats

Our full bucket seats feature high backs and full stainless steel inserts. These seats are available as for ages 24-47 months with 54" chains in red, yellow, green, blue, or black. **Sold as a set of two.**

Chain Type	Item Number
Galvanized	90015130XX
Yellow PVC	90015230XX



Tire Swing Seats

Our Tire Swing Seat includes one tire and all galvanized chains and hardware. Order one item number per bay. Tires are made from durable, black roto-molded plastic. Model: TFR0612XX




Inclusive Swing Seat

Our patent-pending Inclusive Swing Seat includes two swing seats and all chains and hardware. Ages: 5-12 Model: TFR0768XX



Beveled Swing Mat

40" x 40" x 1 ½"  
Model: WM-05




Spinner Mat

8' Octagon  
6" Inch Center Hole  
Model: TFR0718XX

ONE OF OUR TOP PICKS

SHADED SINGLE POST SWING FRAME



ARCH SWING FRAME



Freestanding Play 145





## ZIP LINES

### Zip Line

Ages: 5-12

75' Length

Model: EFR0132XX

Use Zone: 105' x 22'



100' Length

Model: EFR0128XX

Use Zone: 128' x 22'



A2-2445-SRP-3B

A2-2445-3B



### Zip Track

Ages: 5-12

Style	Bay	Model Number	Use Zone
Without Shade	3 Bay	A2-2445-3B	69' x 22'
	4 Bay	A2-2445-4B	85' x 22'
	5 Bay	A2-2445-5B	101' x 22'
With Shade	3 Bay	A2-2445-SRP-3B	69' x 22'
	4 Bay	A2-2445-SRP-4B	85' x 22'
	5 Bay	A2-2445-SRP-5B	101' x 22'

## GAMES

### DaisyDash™

Model: DD1508IG

Dimensions: 15' Dia. x 8' Height

Ages: 2-12

**NO POWER  
SOURCE  
REQUIRED**



Impact Attenuating Surfacing Recommended



### Soccer Goals Set

Model: 60019202XX

Ages: 2-12

Dimensions: 12' x 6' Height

Includes Two Goals with Nets

Replacement Nets  
MSC-1585XX



### Triple Toss

Model: TRT-10

Ages: 2-12

Replacement Triple Toss  
TRT-03



### Tether Ball

Model: 60019301XX

Ages: 2-12

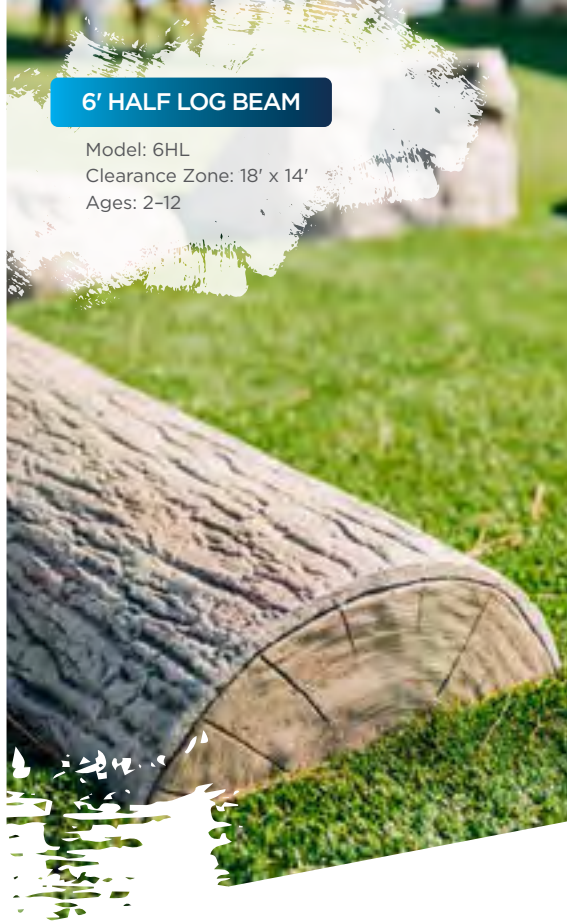
Replacement Ball with Cord  
60019311XX





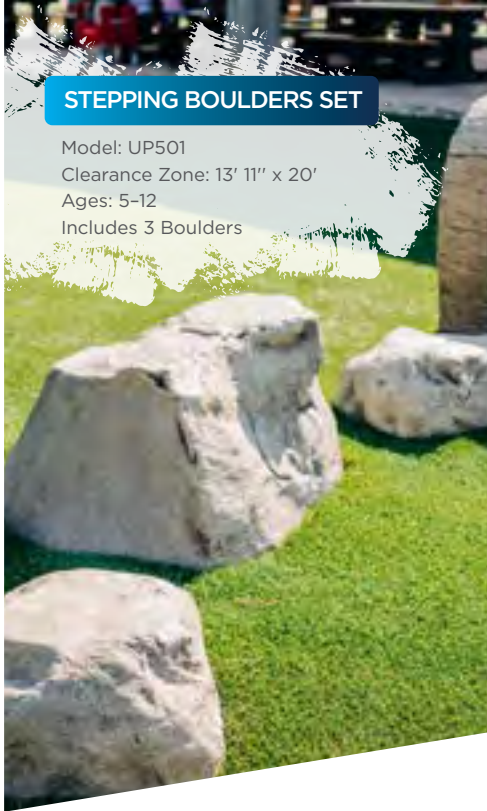
4' LOG TUNNEL

Model: 4LT  
Clearance Zone: 15' 5" x 15' 8"  
Ages: 2-12



6' HALF LOG BEAM

Model: 6HL  
Clearance Zone: 18' x 14"  
Ages: 2-12



STEPPING BOULDERS SET

Model: UP501  
Clearance Zone: 13' 11" x 20'  
Ages: 5-12  
Includes 3 Boulders



DESIGNED FOR CLIMBING & JUMPING

NEW

CLIMBING MOUNDS

Our climbing mounds are available for either turf or poured-in-place. Allows for 3" of surfacing (not included).

Dome	
4': LF017	8': LF002
5': LF019	10': LF023
6': LF020	

BALANCING



Stepping Turtles Set

Model: 5ST  
Clearance Zone: 13' x 10'  
Ages: 2-12  
Includes 5 Steps



Tree Slices Set

Model: 5TSL  
Clearance Zone: 13' 9" x 21' 7"  
Ages: 2-12  
Includes 5 Steps



Tree Stump

Ages: 2-5, 5-12  
Designs With or Without Moss  
12", 20", 28", 36" Heights



Bean

Model: LF001  
Size: 13' x 9'  
Use Zone: 25' x 21'  
Surfacing Not Included




Teardrop

Model: LF010  
Size: 15' x 7'  
Use Zone: 27' x 19'  
Surfacing Not Included



Balance

Model: LF015  
Size: 12' x 4'  
Use Zone: 24' x 16'  
Surfacing Not Included



Spine

Model: LF003  
Size: 13' x 6'  
Use Zone: 25' x 18'  
Surfacing Not Included



Play Spheres

Ages: 2-5, 5-12  
Required Mounting Kit Sold Separately.  
In-Ground Mounting Kit: TFR0716XX  
Surface Mounting Kit: TFR0717XX

Style	Size	Item Number
Half	14"	TFR0704XX
	20"	TFR0706XX
	28"	TFR0708XX
Full	14"	TFR0705XX
	20"	TFR0707XX
	28"	TFR0709XX



Balance Beam


Ages: 2-5, 5-12 (Depending on Installation Height)

Style	Length	Use Zone	Item Number
Zig-Zag	9.75'	15' x 22'	90021016XX
	6'	13' x 18'	90021006XX
Straight	8'	13' x 20'	90021008XX

Lily Pad Walk

Ages: 2-5, 5-12

Number of Pads	Use Zone	Item Number
1	N/A	TFR14881XX
3	15' x 12'	90021200XX
5	15' x 18'	90021100XX



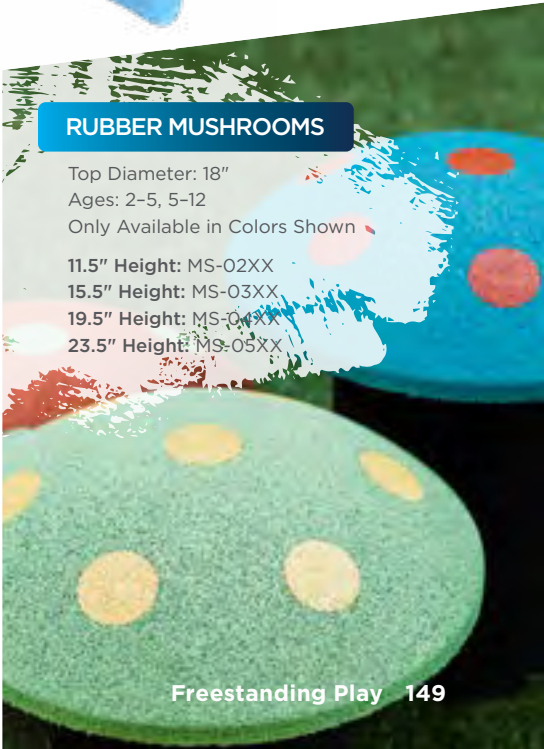
4' LOG BENCH

Model: 4LB  
Dimensions: 4' x 2'

RUBBER MUSHROOMS

Top Diameter: 18"  
Ages: 2-5, 5-12  
Only Available in Colors Shown

11.5" Height:	MS-02XX
15.5" Height:	MS-03XX
19.5" Height:	MS-04XX
23.5" Height:	MS-05XX






TENOR TREE

Model: TREE-#-SRP  
In-Ground or Surface Mount



CATERPILLAR

Model: CATR-#-SRP  
In-Ground or Surface Mount



FLOWER

Model: FWR-#-IG-SRP  
Multiple Colors and Sizes Available



MUSICAL INSTRUMENTS



NEW

**Honeycomb Congas**  
Model: HCC-#-SRP  
In-Ground or Surface Mount



**Single Post Bongos**  
Model: RECFO155XX  
In-Ground Mount



**Butterfly**  
Model: BFLY-#-IG-SRP  
Multiple Colors and Sizes Available



**Mushroom**  
Model: MUSH-#-IG-SRP  
Small, Medium, Large Sizes Available



NEW  
**Harmony Hive**  
Model: HIVE-IG-SRP  
In-Ground Mount



**Glockenspiel**  
Model: RECFO054XX  
In-Ground Mount



**Melody**  
Model: MELD-#-REC-SRP  
In-Ground or Surface Mount



**Rhythm**  
Model: RHYT-#-REC-SRP  
In-Ground or Surface Mount



**Calypso**  
Model: CPSO-#-IG-SRP  
Green (G) or Gray (S) Posts

Additional Mallets Sold Separately  
Inclusive Mallets Also Available



**Imbarimba**  
Model: IMBA-#-REC-SRP  
In-Ground or Surface Mount



**Pegasus**  
Model: PEG-#-REC-SRP  
In-Ground or Surface Mount



**Swirl**  
Model: SWRL-#-REC-SRP  
In-Ground or Surface Mount



**Griffin**  
Model: GRIF-#-REC-SRP  
In-Ground or Surface Mount



**Contrabass Chimes**  
Model: CCH-IG-SRP  
Includes In-Ground Mount



NEW

**Melody Bees**  
Model: BEE-#-##-SRP  
Multiple Chords and Mounting Options Available



**Solo (With Aluminum Keys)**  
Model: TFR0745XX  
Includes In-Ground Mount Kit



**Solo (With Fiberglass Keys)**  
Model: TFR0746XX  
Includes In-Ground Mount Kit



**Composer**  
Model: TFR0748XX  
Includes In-Ground Mount Kit



**Duo**  
Model: TFR0747XX  
Includes In-Ground Mount Kit

TUNED DRUMS

Model: TD-IG-N-SRP  
Includes In-Ground Mount Kit  
Cap Colors: Rainbow or Natural



LADY BUG DRUM

Model: 77149



LILY PAD CYMBALS

Model: LPAD-G-IG-REC-SRP  
Includes In-Ground Mount Kit







**DELUXE GAS STATION FACADE**

Model: PS3-26835  
Ages: 2-12

**DRAMATIC PLAY TRIKE TRACK**



**Trike Track**  
Model: PS3-28227  
Includes: Freestanding Gas Station Facade, Freestanding Store Front, a pair of Talk Tubes, and three Traffic Signs  
*Track Not Included*



**Trike Shed**  
Model: RECF0081XX



**Standard Gas Station Facade**  
Model: 90000004XX  
Ages: 2-12



**Ground Level Arch Bridge**  
Model: AFR0008XX  
Ages: 2-12



**Talk Tube**  
Ages: 2-5, 5-12  
Mount: In-ground  
3.5" Post: TFR04700XX  
5" Post: TFR04699XX

**Traffic Signs**



**Railroad Crossing**  
Model: TFR12150XX  
Size: 24" x 24"



**Traffic Light**  
Model: TFR16072XX  
Size: 10" x 32"



**Stop**  
Model: TFR08297XX  
Size: 24" x 24"



**Yield**  
Model: TFR09022XX  
Size: 24¼" x 24¼"



**No Parking**  
Model: TFR12151XX  
Size: 20" x 24"

**DRAMATIC PLAY PLAY VEHICLES**



**Vintage Military Vehicle**  
Model: TFR0579XX  
Ages: 2-5



**Safari Off-Road Vehicle**  
Model: TFR0541XX  
Ages: 2-12  
Clearance Zone: 14' x 10'



**Rescue Boat**  
Model: RECF0028XX  
Ages: 2-12  
Clearance Zone: 25' x 17'



**Metro Fire Truck**  
Spring Mounted Model: 46514\*  
Post Mounted Model: 49220  
Ages: 2-5  
\*Use Zone: 20' x 16'



**School Bus**  
Spring Mounted: 46515\*  
Post Mounted: 49221  
Ages: 2-5  
\*Use Zone: 20' x 16'



**Lifeguard Vehicle**  
Model: TFR0653XX  
Ages: 2-12  
Clearance Zone: 17' x 13'




**Ambulance**  
Spring Mounted: 46520  
Post Mounted: 47507  
Ages: 2-5  
Use Zone: 20' x 16'



**Off-Road Truck**  
Model: 49222  
Ages: 2-5  
Clearance Zone: 16' x 11'



**What's the difference between a use zone and a clearance zone?** A use, or safety, zone is the amount of required clear space around play equipment. A clearance zone is the suggested amount of clear space when no use zone is required.



**AMBULANCE WITH SHADE**

Model: TFR0663XX  
Ages: 2-12  
Use Zone: 18'-7" x 22'




**STAGE COACH**

Model: EFR0123XX  
Ages: 2-12  
Use Zone: 20' x 16'





## FITNESS



**NEW** **High Stepper**  
Model: RC-8223SR  
Use Zone: 25' x 18'  
Fall Height: 1'  
Ages: 5-12



**NEW** **Jump Hang**  
Model: RC-8224SR  
Use Zone: 24' x 18'  
Fall Height: 9'  
Ages: 5-12



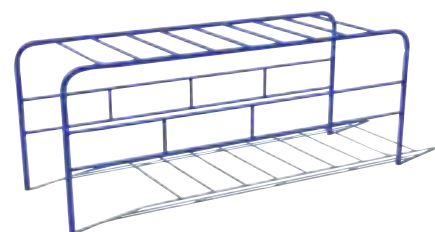
**NEW** **A-Frame Cargo Net**  
Model: RC-8222SR  
Use Zone: 23' x 21'  
Fall Height: 7'  
Ages: 5-12



**Parallel Bars**  
Model: 90000001XX  
Ages: 2-5, 5-12



**Jr. Horizontal Ladder**  
Model: 90009000XX  
Use Zone: 24' x 15'  
Ages: 5-12



**ADA Horizontal Ladder**  
Model: TFR16928XX  
Use Zone: 23' x 16'  
Ages: 5-12



**NEW** **Stretch Zone**  
Model: UP270  
Use Zone: 18' 10" x 14' 8"  
Ages: 5-12  
Includes Instructional Sign



**Chin Bar**  
Ages: 5-12  
1 Bar: AFR0039XX  
2 Bars: AFR0122XX  
3 Bars: AFR0124XX



**Trapeze Bar**  
Model: AFR0040XX  
Use Zone: 12'-7" x 13'-5"  
Ages: 2-5, 5-12



**NEW** **Accessible Strength Zone**  
Model: UP268  
Use Zone: 25' 11" x 16' 2"  
Ages: 5-12  
Includes Instructional Label



**NEW** **Hero Zone**  
Model: UP273  
Use Zone: 19' 12" x 18' 2"  
Ages: 5-12  
Includes Instructional Label



**NEW** **Step Zone**  
Model: UP269  
Use Zone: 23' 2" x 20' 6"  
Ages: 5-12  
Includes Instructional Sign



**NEW** **Challenge Zone**  
Model: UP272  
Use Zone: 24' 2" x 19' 8"  
Ages: 5-12  
Includes Instructional Sign



**NEW** **Balance Zone**  
Model: UP271  
Use Zone: 18' 10" x 14' 8"  
Ages: 5-12  
Includes Instructional Sign





# PLAY COMPONENTS

- 158** Ground-to-Deck Climbers
- 163** Kaiju Climbers
- 164** Deck-to-Deck Climbers
- 166** Bridges
- 167** Crawl Tubes & Gliders
- 168** Overhead Ladders
- 169** Active
- 170** Slides
- 172** Panels
- 176** Panel Accessories & Decks
- 177** Ramps & Stairs
- 178** Shades & Roofs

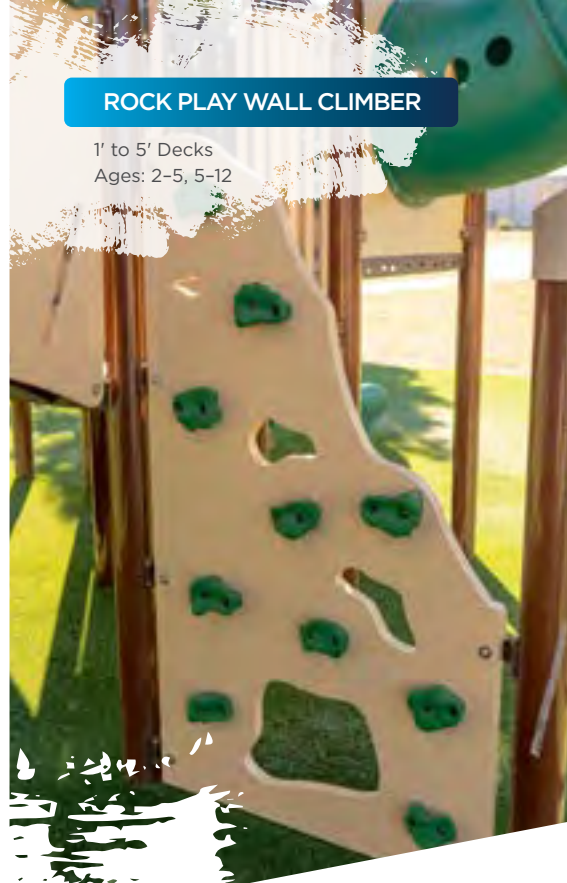






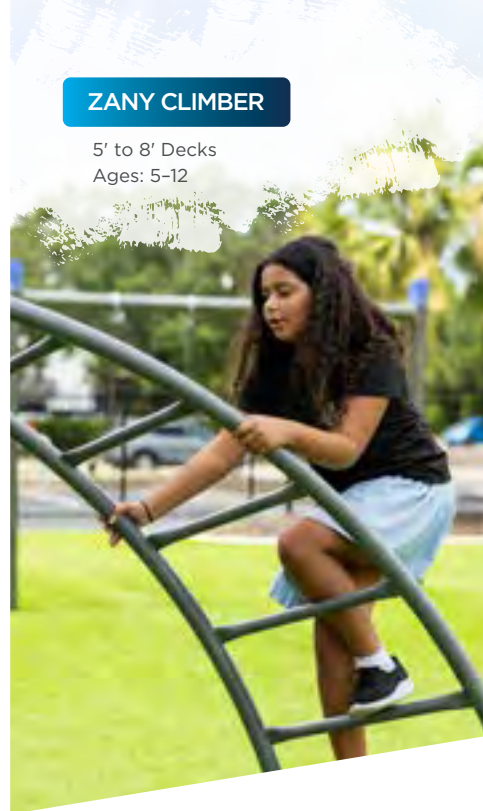
### ROCK WALL CLIMBER

From Ground to Deck  
2' to 8'  
Ages: 2-5, 5-12



### ROCK PLAY WALL CLIMBER

1' to 5' Decks  
Ages: 2-5, 5-12



### ZANY CLIMBER

5' to 8' Decks  
Ages: 5-12

## GROUND-TO-DECK CLIMBERS

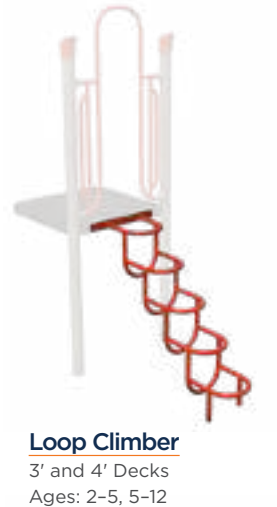
**NEW** **Spiral Step Climber**  
2' to 8' Decks  
Ages: 2-12



**NEW** **Sail Panel Climber**  
2' to 6' Decks  
Ages: 2-5, 5-12



**Clover Climber**  
2' to 8' Decks  
Ages: 2-5, 5-12



**Loop Climber**  
3' and 4' Decks  
Ages: 2-5, 5-12



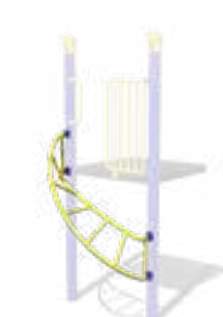
**Half Moon Climber**  
4' and 6' Decks  
Ages: 5-12



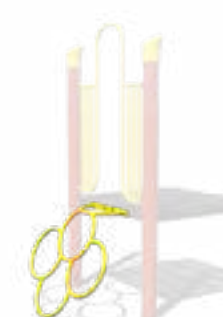
**Bubble Ladder Climber**  
4', 6', 8' Decks  
Ages: 2-5, 5-12



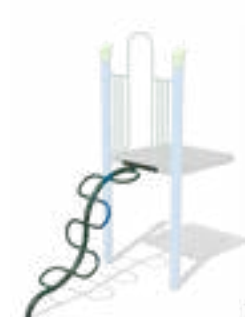
**Tree Climber**  
2' to 8' Decks  
Ages: 2-5, 5-12



**Ribbon Climber**  
3' to 8' Decks  
Ages: 5-12



**Ring Climber**  
3' Decks Only  
Ages: 2-12



**Snake Climber**  
4' to 5' Decks  
Ages: 5-12



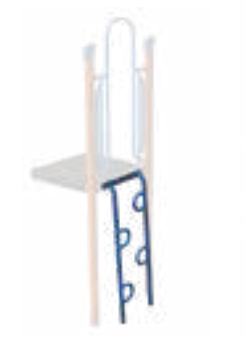
**NEW** **Vertical Ladder**  
2' to 8' Decks  
Ages: 2-5, 5-12




**Sail Climber**  
3' to 8' Decks  
Ages: 2-5, 5-12



**Quick Climber**  
2' to 8' Decks  
Ages: 2-5, 5-12



**Zipper Climber**  
3' to 8' Decks  
Ages: 2-5, 5-12

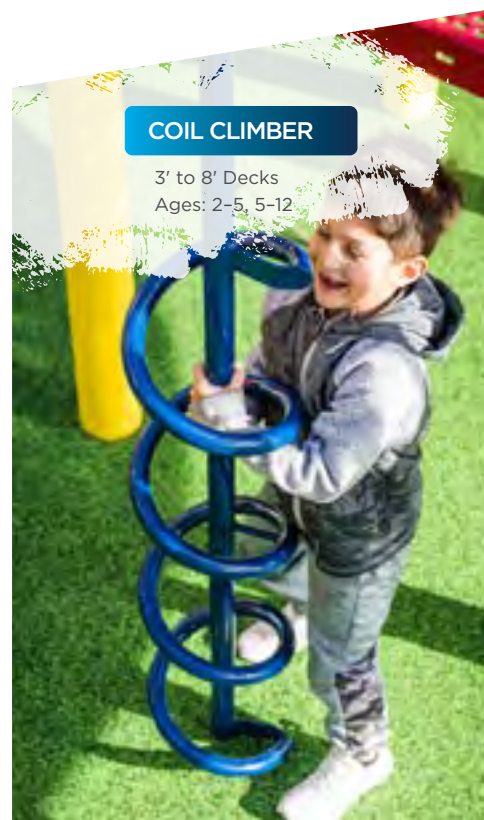


**NEW** **Hex Rock Wall Climber**  
2' to 8' Decks  
Ages: 2-12

## ONE OF OUR NEWEST CLIMBERS

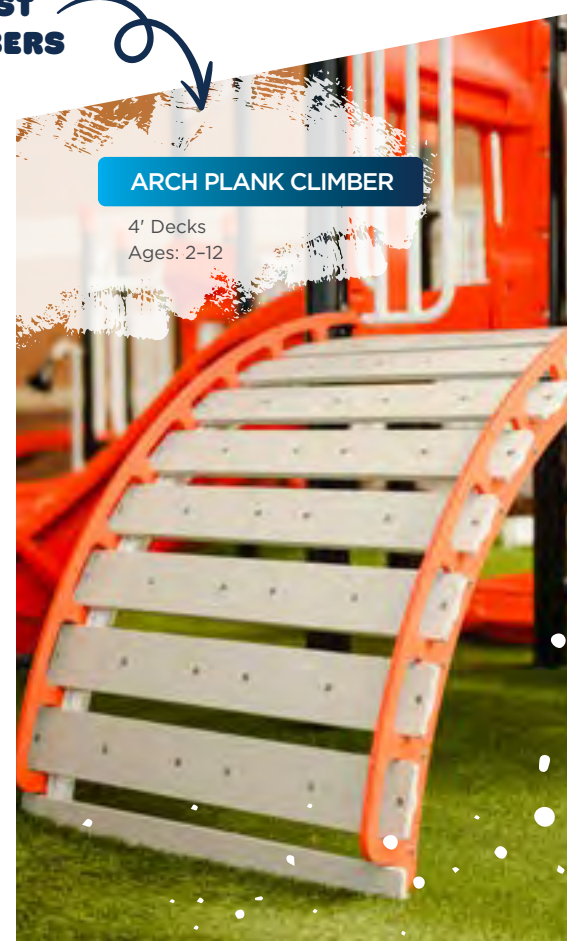
### COIL CLIMBER

3' to 8' Decks  
Ages: 2-5, 5-12



### ARCH PLANK CLIMBER

4' Decks  
Ages: 2-12



### CONCENTRATION CLIMBER

2' to 8' Decks  
Ages: 2-5, 5-12








## GROUND-TO-DECK CLIMBERS


### SLIDING POLE

2' to 6' Decks  
Ages: 5-12



### CHAIN LINK CLIMBER

4' and 5' Decks  
Ages: 2-5, 5-12



### DELTA SPIRAL CLIMBER

4' and 6' Decks  
Left and Right Config.  
Ages: 2-5, 5-12



**Tetra Twist Climber**  
3' to 8' Decks  
Ages: 2-5, 5-12



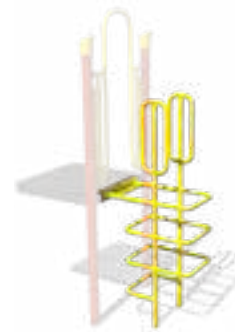
**Mountain Climber**  
3' and 5' Decks  
Ages: 5-12



**Deep Rung Arch**  
3' to 6' Decks  
Ages: 2-5, 5-12



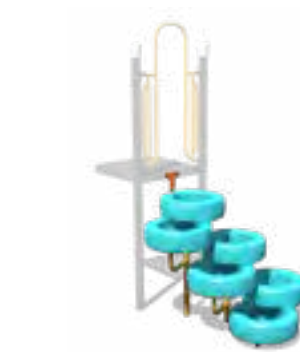
**Delta Arch Climber**  
4' to 6' Decks  
Ages: 5-12



**Man Hole Climber**  
2' to 8' Decks  
Ages: 5-12



**Pent Climber**  
3' and 5' Decks  
Ages: 2-5, 5-12




**Tire Climber**  
2', 3', and 5' Decks  
Ages: 2-5, 5-12



**Stepping Stone**  
Deck Must Be Even or  
Higher Than Top Disk  
Ages: 2-5, 5-12



**Lily Pad Climber**  
2' and 3' Decks  
Ages: 2-5, 5-12



**Bubble Wall Climber**  
Up to 4' Decks  
Ages: 2-5, 5-12



**Disk Climber**  
Deck Must Be Even or  
Higher Than Top Disk  
Ages: 2-5, 5-12



**Delta Vertical Climber**  
1' to 4' Decks  
Ages: 2-5, 5-12

## ONE OF OUR NEWEST CLIMBERS

### LAVA CLIMBER

3' to 6' Decks  
Ages: 2-12'

### EDUCATION CLIMBER

4' and 5' Decks  
Ages: 2-5, 5-12

### ASTRO CLIMBER

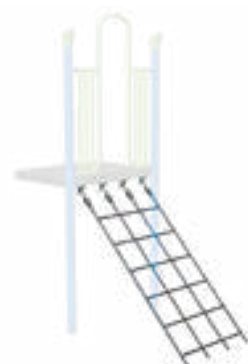
3' to 4' Decks  
Ages: 2-12'



## GROUND-TO-DECK CLIMBERS



**Hex Net Climber**  
4' to 6' Decks  
Ages: 2-5, 5-12  
Black Netting Only



**Net Climber**  
4' to 8' Decks  
Ages: 2-5, 5-12  
Black Netting Only



**PVC Cargo Net Climber**  
2' to 5' Decks  
Ages: 2-5, 5-12



**Hex Membrane Climber**  
4' to 8' Decks  
5' Posts  
Ages: 5-12



**Tri Membrane Climber**  
4' to 8' Decks  
5' Posts  
Ages: 5-12




**MIX, MATCH,  
OR DESIGN  
YOUR OWN  
CLIMBER**



**NEW** **Delta Float Climber**  
2' to 8' Decks  
Ages: 5-12  
Black Netting Only



**NEW** **T-Strand Climber**  
2' to 8' Decks  
Ages: 5-12  
Black Netting Only




**NEW** **High Rise Net Climber**  
4' to 8' Decks  
Ages: 5-12  
Black Netting Only

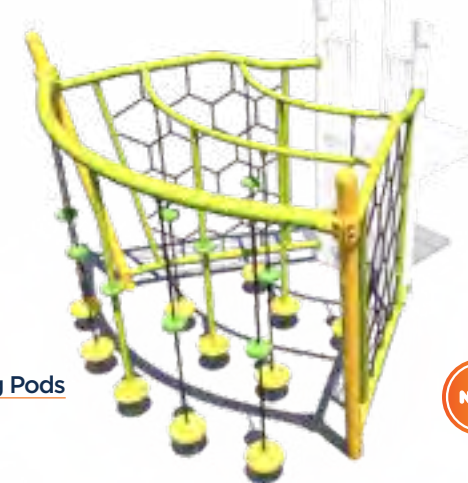
## GROUND-TO-DECK CLIMBERS



**NEW** **Kaiju Snake Walk**  
Up to 6' Decks  
Ages: 5-12



**NEW** **Kaiju Panel Maze**  
Up to 6' Decks  
Ages: 5-12



**NEW** **Kaiju Hanging Pods**  
Up to 6' Decks  
Ages: 5-12



**NEW** **Kaiju Hanging Rocks**  
Up to 6' Decks  
Ages: 5-12

**KAIJU CLIMBING  
TAKES PLAY BEYOND  
THE DECK**







## DECK-TO-DECK CLIMBERS

## NEW, NET-BASED DECK CONNECTORS

NEW

### Hammock Net

Ages: 5-12  
Ground-Level Only  
Length: 8'

NEW

### Slack Line

Ages: 5-12  
Decks: Up to 2'  
Length: 8'

NEW

### Cargo Net Wall

Ages: 5-12  
Decks: Up to 2'  
Length: 8'

NEW

### Web Net Traverse

Ages: 5-12  
Decks: Up to 2'  
Length: 8'

NEW

### Loop Rope Traverse

Ages: 5-12  
Decks: Up to 2'  
Length: 8'

NEW


### Trapezoid Traverse

Ages: 5-12  
Decks: Up to 2'  
Length: 8'

NEW

### Truss

Ages: 5-12  
Decks: Up to 2'  
Length: 8'



### Cargo Net Bridge

Ages: 5-12  
Decks: Max deck height is 4'. Can have transition decks up to 36".  
Length: 8'  
Black Netting Only



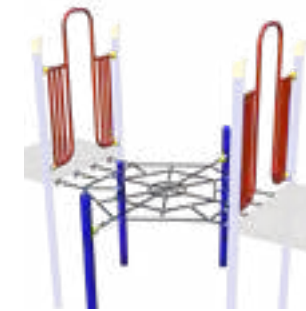
### Catwalk Net Bridge

Ages: 5-12  
Decks: Equal Height Up to 4'  
Length: 8'  
Black Netting Only



### Vertical Spider Net Bridge

Ages: 5-12  
Decks: Up to 4'  
Black Netting Only



### Hex Net Bridge

Ages: 5-12  
Decks: Max deck height is 4'. Can have transition decks up to 36".  
Length: 8'  
Black Netting Only



### Circular Net Bridge

Ages: 5-12  
Decks: Up to 8'  
Length: 8'  
Black Netting Only




### V-Net Bridge

Ages: 5-12  
Decks: Equal Height Up to 4'  
Length: 8'  
Black Netting Only



### Spiral Tetra Deck-to-Deck

Ages: 5-12  
Decks: 1' to 4' Heights  
Length: 8'



### Inclined 2' Bubble Tunnel

Ages: 2-12  
Decks: Unequal Height  
Length: 4'



## DECK-TO-DECK DELTA ARCH CLIMBER

Ages: 5-12  
Decks: 2' to 6' of Equal Height  
Length: 8' or 12'



### Chain Link X Climber

Ages: 5-12  
Decks: Unequal Height (36" and 48")  
Length: 11'



### Lily Pad Weave

Ages: 5-12  
Decks: Up to 2.5'  
Length: 8'



### Lily Pad Bridge

Ages: 5-12  
Decks: Up to 2.5'  
Length: 8'



### Rock Face Traverse Link

Ages: 5-12  
Decks: Up to 4'  
Length: 8'





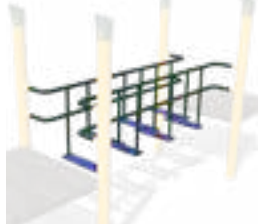
## DECK-TO-DECK CLIMBERS

### BRIDGES



#### Squiggle Walk Bridge

Ages: 5-12  
Decks: 1' to 2 ½' Heights  
Length: 8'



#### Challenge Bridge

Ages: 5-12  
Decks: 2' to 2 ½' Heights  
Length: 8'



#### Hex Center Access Climb Deck

For 5" posts



#### Arch Bridge Transition

Ages: 2-12  
Decks: Unequal Height (1' Elevation)  
Length: 4'




#### 90° Bridge

Ages: 2-12  
Decks: 2' to 8' Heights



#### Suspension Bridge

Ages: 2-12  
Decks: 2' to 8' Heights  
Length: 8'




#### Funnel Bridge with HDPE Barriers

Ages: 2-12  
Decks: 2' to 8' Heights  
Length: 8'



#### Funnel Bridge with Mesh Barriers

Ages: 2-12  
Decks: 2' to 8' Heights  
Length: 8'



#### Arch Bridge

Ages: 2-12  
Decks: 2' to 8' Heights  
Length: 8'




#### Arch Bridge with Pipe Rails

Ages: 2-12  
Decks: 2' to 8' Heights  
Length: 8'

### FUNNEL BRIDGE



## CRAWL TUBES



#### Curved Crawl Tunnel

60°, 90°, and 180° Curve Degrees  
Ages: 2-5, 5-12  
Available for 5" Posts with 48" Decks  
or 3.5" Posts with 46.5" Decks



#### Zig-Zag Crawl Tunnel

Left or Right Zig-Zag  
Ages: 2-5, 5-12  
Decks: Equal Height Offset by 24"  
Available for 5" Posts with 48" Decks  
or 3.5" Posts with 46.5" Decks



#### Wavy Crawl Tunnel

Ages: 2-5, 5-12  
Length: 8'  
Available for 5" Posts with 48" Decks  
or 3.5" Posts with 46.5" Decks



#### Straight Crawl Tunnel

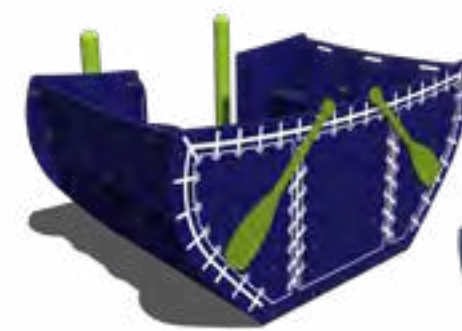
4', 6', and 8' Lengths  
Ages: 2-5, 5-12  
Available for 5" Posts with 48" Decks  
or 3.5" Posts with 46.5" Decks



#### Inclined Crawl Tunnel

12" and 24" Incline  
Ages: 2-5, 5-12  
Decks: Unequal Height  
Available for 5" Posts with 48" Decks  
or 3.5" Posts with 46.5" Decks

## GLIDERS



### RAFT OR RAFT WITH WAVES DESIGN



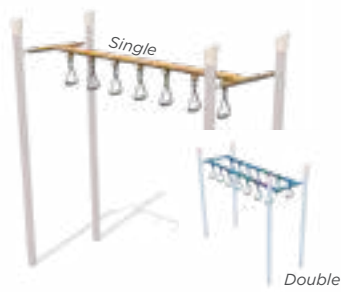
#### Rockin' Glide

Ages: 2-5, 5-12  
Capacity: 6 & One Mobility Device  
Decks: 12", 18", and 24" Heights  
Turning Space ADA Compliant per 304.3.1 Circular Space

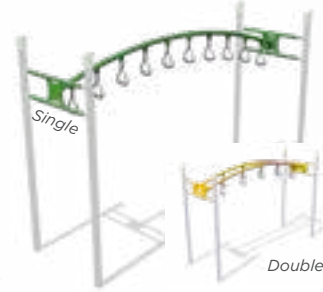





## OVERHEAD LADDERS



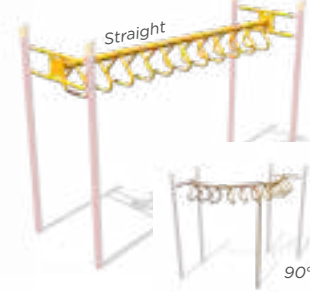
**Single & Double Trapeze Ring**  
Straight and 90° (Single Only)  
8' Length  
Ages: 5-12



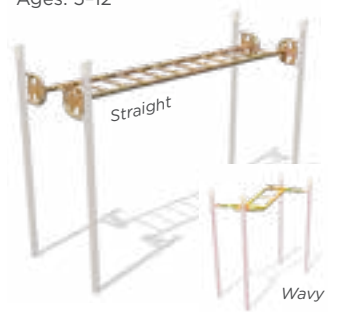
**Single & Double Arched Trapeze Ring**  
12' Length  
Ages: 5-12



**Single & Double Parallel Bar**  
8' Length  
Ages: 5-12



**Tri-Rung**  
Straight, Zig-Zag, Wavy, 90°, Arched  
8' or 12' (Straight Only) Length  
Ages: 5-12



**Rung**  
Straight, Zig-Zag, Wavy, 90°, Arched  
8' or 12' (Straight Only) Length  
Ages: 5-12



**Wavy Deep Rung**  
8' Length  
Ages: 5-12



**Over Under**  
8' Length  
Ages: 5-12



**3-Wheel Swinger**  
8' Length  
Ages: 5-12



**270° Circle Ring**  
Ages: 5-12



**360° Orbital**  
8' Length  
Ages: 5-12



**Loop Rung**  
Straight, 90°  
8' Length  
Ages: 5-12



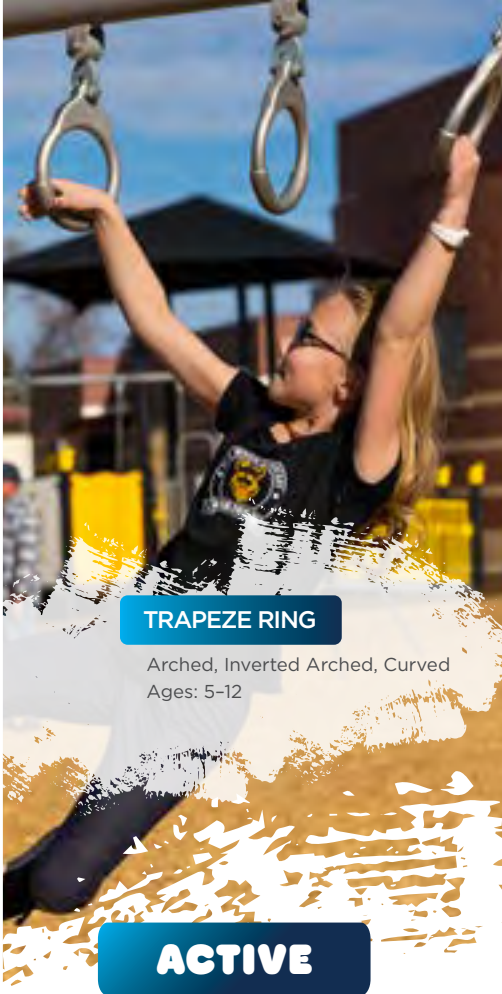
**Offset Straight Rung**  
14' Length  
Ages: 5-12

## ZIP FROM DECK TO DECK



**TRACK GLIDE**

10' or 12' Length  
Ages: 5-12




**TRAPEZE RING**

Arched, Inverted Arched, Curved  
Ages: 5-12

## ACTIVE


## SONIC SPINNER

On-Deck and Post-to-Post Designs  
Ages: 2-12



## SNAKE WALK

Ages: 5-12  
Length: 8'



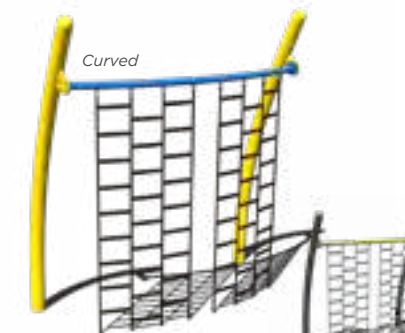
**Curved Wheel Swinger**  
Ages: 5-12



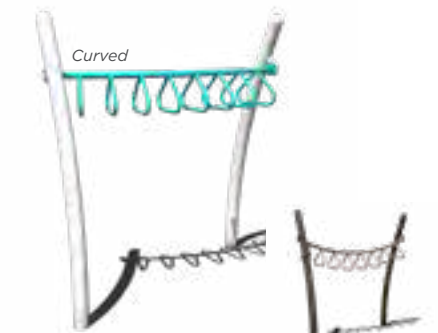
**Curved Corner Trapeze Ring**  
Ages: 5-12



**Rail Glide**  
Ages: 5-12



**Climbing Wall**  
Straight, Curved  
Ages: 5-12



**Tri-Rung Ladder**  
Arched, Inverted Arched, Curved  
Ages: 5-12




**SPIRAL TUBE SLIDE**

6' to 8' Deck Heights  
Ages: 5-12  
*Available for 5" Posts with 48" Decks or  
3.5" Posts with 46.5" Decks*




**SINGLE CHUTE SLIDE**

2' to 8' Deck Heights  
Multiple Configurations  
Ages: 2-5, 5-12



**OPEN SPIRAL SLIDE**

6' Deck Height  
Ages: 2-12



**SLIDES**

**Tube-to-Chute Slide**  
8' to 14' Deck Heights  
Left and Right Configs.  
Ages: 5-12



**Straight Tube Slide**  
2' to 8' Deck Heights  
Ages: 2-5, 5-12



**90° Turn Tube Slide**  
2' to 8' Deck Heights  
Left and Right Configs.  
Ages: 2-5, 5-12  
*Available for 5" Posts with 48" Decks  
or 3.5" Posts with 46.5" Decks*



**Zig-Zag Tube Slide**  
4' to 8' Deck Heights  
Left and Right Configs.  
Ages: 2-5, 5-12  
*Available for 5" Posts with 48" Decks  
or 3.5" Posts with 46.5" Decks*

**Spiral Chute Slide**  
8' Deck Height  
Ages: 5-12



**Over & Under Chute Slide**  
8' Deck Height  
Multiple Configs.  
Ages: 5-12



**Snake Chute Slide**  
6' to 8' Deck Heights  
Left and Right Configs.  
Ages: 5-12



**Double Entry Chute Slide**  
4' to 8' Deck Heights  
Multiple Configs.  
Ages: 2-5, 5-12



**Tri-Chute Slide**  
4' to 8' Deck Heights  
Multiple Configs.  
Ages: 2-5, 5-12



**Triple Bedway Slide**  
Decks: 5'  
Ages: 2-12



**90° Curve Slide**  
3' Deck Height  
Ages: 2-12

**MAKES TRANSITIONS  
SIMPLER**



**Wave Slide**  
3' and 6' Deck Heights  
Ages: 2-5, 5-12



**Single Stainless  
Steel Slide**  
3' to 8' Decks  
Ages: 2-5, 5-12



**Double Stainless  
Steel Slide**  
3' to 8' Decks  
Ages: 2-5, 5-12




**Roller Slide**  
5' Deck Height  
Ages: 2-12

**NEW**

**Transfer Slide Exit Add-On**  
Available for Sectional  
Slides Up to 6'

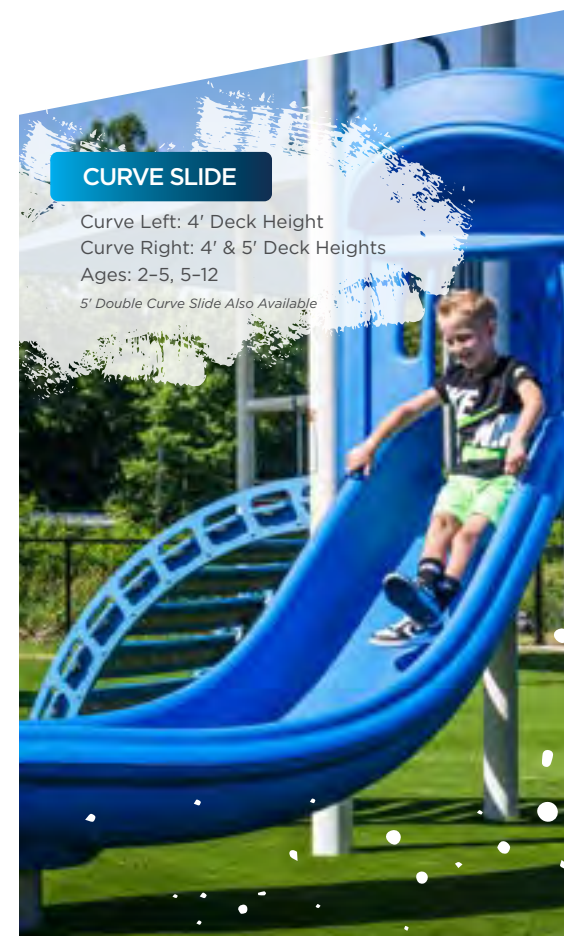
**STRAIGHT SLIDE**

4', 5', and 8' Deck Heights  
Ages: 2-5, 5-12



**CURVE SLIDE**

Curve Left: 4' Deck Height  
Curve Right: 4' & 5' Deck Heights  
Ages: 2-5, 5-12  
*5' Double Curve Slide Also Available*



**DOUBLE SLIDE**

3' to 7' Deck Heights  
Ages: 2-5, 5-12





## TIC-TAC-TOE PANEL

Ages: 2-12

## SOLAR SYSTEM PANEL

Ages: 2-12  
Interactive Design on Back

## KITCHEN PANEL

Ages: 2-12  
Ground-Level Only  
Themed Stove Design on Back

## ACTIVITY & BARRIER PANELS



**Starburst Panel**  
Ages: 2-12



**Slotted Panel**  
Ages: 2-12



**Geo Panel**  
Ages: 2-5



**Alpha Panel**  
Ages: 2-5



**Puppet Panel**  
Ages: 2-12



**Crawl Through Panel**  
Ages: 2-12  
Ground-Level Only



**Bubble Panel**  
Ages: 2-12



**Store Front Panel**  
Ages: 2-12  
Ground-Level Only



**Window Panel**  
Ages: 2-5  
Ground-Level Recommended



**Window with Seat Panel**  
Ages: 2-5  
Ground-Level Recommended



**Tri-Yoke Panel**  
Ages: 2-12



**Radial Engine Panel**  
Ages: 2-12



**Gear Panel**  
Ages: 2-12



**Clock/Sign Language Panel**  
Ages: 2-12



**Driving Panel**  
Ages: 2-12



**Race Car Panel**  
Ages: 2-12



**Airplane Panel**  
Ages: 2-12



**Spaceship Panel**  
Ages: 2-12



**Fire Truck Engine Panel**  
Ages: 2-12



**English/Spanish Panel**  
Ages: 2-12



**Braille Panel**  
Ages: 5-12



**Honeybee Panel**  
Ages: 2-12



**State Panel**  
Ages: 2-12  
Available For All States



**United States Map Panel**  
Ages: 2-12



**Alien Maze Panel**  
Ages: 2-5



**Wonders of The World Finger Maze Panel**  
Ages: 5-12



## RADAR STATION PANEL

Ages: 2-12



## CLOCK PANEL

Ages: 2-12

Components 173





FROG CRAWL THROUGH PANEL

Ages: 2-12  
Ground-Level Only



Animal Maze Panel  
Ages: 5-12



Butterfly Panel *Back*  
Ages: 2-12



Toucan Panel  
Ages: 2-12



Monkey Panel  
Ages: 2-12



Snake Panel  
Ages: 2-12



Ball Toss Panel  
Ages: 2-12  
Ground-Level Only



Pipe Wall with Wheel  
Ages: 2-12



Pipe Wall  
Ages: 2-12



Half Iris Panel  
Ages: 2-12



Half Maze Panel  
Ages: 2-12  
Ground-Level Only



Half Yoke Motion Panel  
Ages: 2-12



Half Gear Panel  
Ages: 2-12  
Ground-Level Only




Half Push Panel  
Ages: 2-12



Half Drive Shift Panel  
Ages: 2-12



**NEW** Half Slider Bell  
Ages: 2-12



**NEW** Half Fidget  
Ages: 2-12



Jump Panel  
Ages: 5-12  
For a 36" Deck Height



Piano Panel *Back*  
Ages: 2-12



Pirate Hide & Seek  
Panels  
Ages: 2-12  
5 Panel Set



Din-O-Find Hide & Seek  
Panels  
Ages: 2-12  
4 Panel Set



Transportation Hide & Seek  
Panels  
Ages: 2-12  
5 Panel Set



Monster Hide & Seek  
Panels  
Ages: 2-12  
5 Panel Set



Integrated Solo  
Ages: 2-12  
Ground-Level Only



Integrated Duo  
Ages: 2-12  
Ground-Level Only



Integrated Composer  
Ages: 2-12  
Ground-Level Only



**NEW** Patterned Plate  
Barrier Panel  
Ages: 2-12



Frog Tile  
Ages: 2-12



Solar Explorer  
Ages: 2-12



Fish Tile  
Ages: 2-12



4 In A Row  
Ages: 2-12



Butterfly Tile  
Ages: 2-12



Pond Explorer  
Ages: 2-12



Flower Explorer  
Ages: 2-12



Spider Explorer  
Ages: 2-12



Kaleidoscope  
Ages: 2-12

## CIRCLE PANEL INSERT OPTIONS: PANEL OR POST

### SPIN MAZE

Ages: 2-12

### SNAKE TILE SLIDE

Ages: 2-12

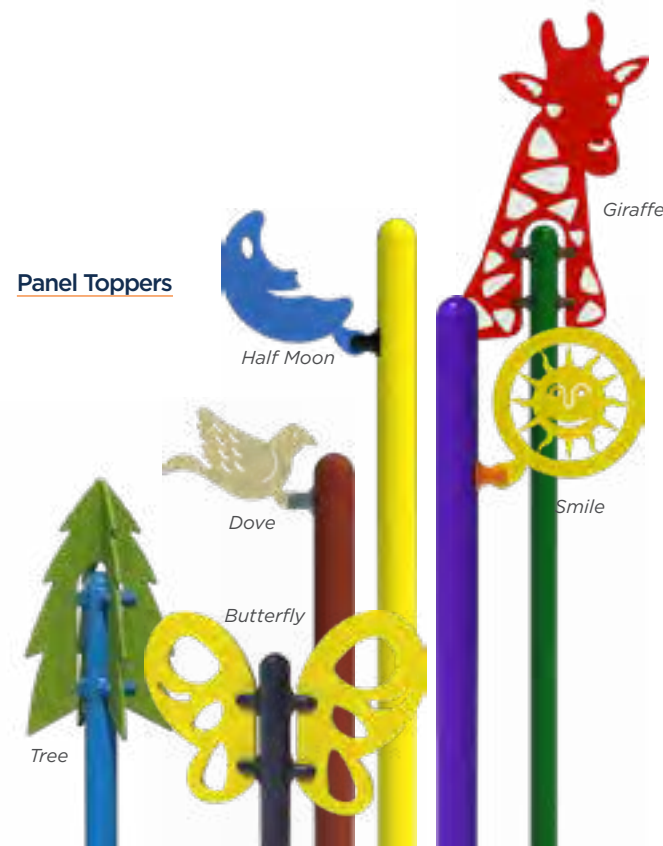




## PANEL ACCESSORIES

### BELOW DECK BENCH

Ages: 2-12



### Panel Toppers

Half Moon

Dove

Butterfly

Tree

Giraffe

Smile



## RAMPS & STAIRS



### PICK YOUR ACTIVITIES

### Sensory Ramp

Available for 5" Posts Only  
4' x 12'

Available Activities:

- Duo Musical Instrument
- Solo Musical Instrument
- Ball Maze
- Kaleidoscope
- Pond & Flower Explorer
- Frog Slide Tile
- 4 in a Row



## DECKS




### Half Hex Deck

For 3.5" and 5" Posts




### Sun Deck

For 3.5" and 5" Posts  
Not for 46.5" Openings  
Includes Gate or Gate and Steering Wheel




### Tower Deck

For 5" Posts



### Hex Deck

For 3.5" and 5" Posts



Double

### ADA Ramp with Handrails

Available for 5" Posts Only  
6' or 12' Length  
Single or Double Width Available



Double

### ADA Ramp with Barriers

Available for 5" Posts Only  
6' or 12' Length  
Single or Double Width Available




### Traverse Ramp

Available for 5" posts  
6' or 12' length  
Single Width Available



### 46.5" Grid Triangle Deck

For 3.5" Posts  
Configurable for Greater Design Flexibility




### Square Deck

For 3.5" and 5" Posts



### Triangle Deck

For 3.5" and 5" Posts



### Transition Deck

For 3.5" and 5" Posts



### Rectangle Deck

For 3.5" Posts



### Diagonal Deck

For 3.5" and 5" posts



### Hex Center Access Climb Deck

For 5" posts



### ADA Transition Station

3' and 4' Deck Heights  
Left and Right Configs.



### Ground-to-Deck Stairs

2' to 6' and 8' Deck Heights



### Single Step

12" to 16" Deck Heights  
Available With or Without Handles



### Deck-to-Deck ADA Transition Stair

12", 16", 24", 32", or 36"  
Elevation Change



### Deck-to-Deck Transition Stair


21" and 33" Incline





**HEXAGON PINWHEEL SHADE**

- For Multiple Deck Shapes
- 12' and 16' Sizes
- Glide Elbow™ Fabric Release
- Patented Design



**BARREL VAULTED SHADE**

- For Square Decks
- Single Deck or Deck-to-Deck



**RECTANGLE SHADE**

- For Rectangle Decks
- Multiple Sizes
- For 3.5" Diameter Posts
- Glide Elbow™ Fabric Release

**SHADES & ROOFS**



**OUR NEWEST  
SHADE TOPPERS**

**NEW**

**Hexagon Crossover Sail Shade**

- For Hexagon Decks
- 12' Diameter for 3.5" Diameter Posts
- 20' Diameter for 5" Diameter Posts
- Glide Elbow™ Fabric Release

**Square Crossover Sail Shade**

- For Square Decks
- 14' x 14'
- For 5" Diameter Posts
- Glide Elbow™ Fabric Release

**Umbra Shade**

- For Square Decks
- 14' x 14'
- For 5" Diameter Posts
- Glide Elbow™ Fabric Release



**Square Pinwheel Shade**

- For Square Decks
- 12' and 14' Sizes
- Glide Elbow™ Fabric Release
- Patented Design




**Quad Sail Shade**

- For Square Decks
- Multiple Sizes
- Glide Elbow™ Fabric Release



**Dueling Eclipse Shade**

- For Square Decks
- Patented Design
- Glide Elbow™ Fabric Release



**Crescent Shade**

- 7' 4" x 5' 3" Size



**Square Shade**

- For Square Decks
- 12' Size
- Glide Elbow™ Fabric Release



**Hexagon Shade**

- Varying Sizes
- For 5" Diameter Posts
- Glide Elbow™ Fabric Release



**Octagon Shade**

- For Triangle Decks Forming an Octagon
- 14' 4" Size
- For 5" Diameter Posts
- Glide Elbow™ Fabric Release



**Arched Hexagon Roof**

- For Hexagon Decks



**Shingle Gable Roof**

- For Square and Rectangle Decks



**Ridge Gable Roof**

- For Square and Rectangle Decks



**Ridge Square Roof**

- For Square and Rectangle Decks



**Shingle Square Roof**

- For Square and Rectangle Decks



**ARCHED GABLE ROOF**

- For Square and Rectangle Decks



**Shingle Hexagon Roof**

- For Hexagon Decks



**Arched Split Roof**

- For Square Decks



**Eclipse Roof**

- Side Accent Color Panel Available



**Octagon Metal Roof**

- For Octagon Decks



# COMPLETE YOUR SPACE

**182** Surfacing, Timbers, & Safety Signs

**184** Fitness

**188** Dog Park

**192** Shade, Shelter, & Site Amenities





# TOP 6

## SAFETY SURFACING

### UNITARY OPTIONS

01

#### POURED IN PLACE (PIP)

- Two-layer system
- High wear resistance
- Lower maintenance
- Great accessibility
- Add graphics and mix colors

02

#### BONDED RUBBER

- Made from recycled shredded rubber
- Great accessibility
- Medium wear resistance
- Many color options

### LOOSE FILL OPTIONS

05

#### LOOSE FILL RUBBER

- Made from recycled shredded rubber
- High wear resistance
- High impact attenuation rating
- Mold, animal, and insect resistant

03

#### RUBBER TILES

- Easy to repair
- Highly accessible
- High wear resistance
- Lower maintenance

04


#### TURF

- Looks like natural grass
- Impact layer and wear layer
- Medium wear resistance
- Low maintenance

06

#### ENGINEERED WOOD FIBER

- Economical initial cost
- Specifically for playgrounds
- Requires regular maintenance
- Use of wear mats recommended



Poured In Place (PIP)



Bonded Rubber



Rubber Tiles



Turf



Loose Fill Rubber



Engineered Wood Fiber



#### 12" Landscape Timber

Order These If You're Purchasing a Steel Playground  
These steel playground kit options include one timber and stake(s).  
The 4' option includes 1 stake and the 6' option includes two stakes.

Length	Item Number
4'	90022004XX
6'	90022006XX
Border Cap	BMP-0002XX

Order These If You're Purchasing a Recycled Playground  
Each item must be purchased separately.

Length	Item Number
4'	LT-4
6'	LT-6
Border Cap	BMP-0002XX
Timber Stake	LTH



#### 4' x 8" Landscape Timber

Order This If You're Purchasing a Steel Playground  
Model: TFR0634XX  
Includes Timber and Timber Stake

Order These If You're Purchasing a Recycled Playground  
Timber Model: LT-4-8  
Stake Model: LTH

#### ADA Accessible Ramp System

Our ADA ramp systems allow for easier transitions into your timber-bordered play environment. Designed for timbers that are 12" high.



Order These If You're Purchasing a Steel Playground

System	Item Number	Dimensions	Also Includes
Full	TFR0592XX	120" x 43"	9 Stakes, 2 End Caps
Half	TFR0591XX	60" x 43"	6 Stakes, 2 End Caps

Order These If You're Purchasing a Recycled Playground

System	Item Number	Dimensions	Also Includes
Full	TCF0078XX	120" x 43"	9 Stakes, 2 End Caps
Half	TCF0077XX	60" x 43"	6 Stakes, 2 End Caps

#### Age Safety Signs

23 1/2" x 15 1/2"  
2-5: TFR19771XX  
2-12: TFR19772XX  
5-12: TFR19773XX



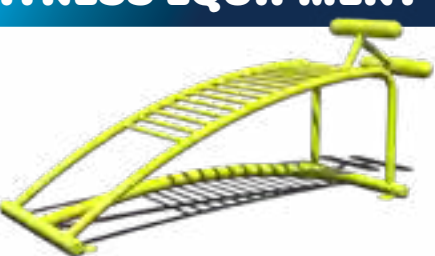


**HORIZONTAL LADDER**


Model: 60019409XX  
Add-On Instructional Sign  
Model: 60019459XX



**FITNESS EQUIPMENT**



**Sit-Up Bench**  
Model: AFT13972XX  
Add-On Instructional Sign  
Model: 60019457XX  
In-Ground Kit Required: FIT14050XX



**Parallel Bars**  
Model: 60019401XX  
Add-On Instructional Sign  
Model: 60019451XX



**Spring Up Bars**  
Model: 60019410XX  
Add-On Instructional Sign  
Model: 60019460XX



**Pull Up and Chin Up Bar**  
Model: 60019403XX  
Add-On Instructional Sign  
Model: 60019453XX



**Jump Touch Beam**  
Model: 60019406XX  
Add-On Instructional Sign  
Model: 60019456XX



**Stretching Post**  
Model: 60019404XX  
Add-On Instructional Sign  
Model: 60019454XX

**ALSO INCLUDES  
INSTRUCTIONAL SIGNS**



**10 Station Course**  
Model: 60019400XX  
• Vertical Ladder  
• Beam Jump  
• Stretching Post  
• Pull Up and Chin Up Bars  
• Jump Touch Beam  
• Parallel Bars  
• Sit-Up Bench  
• Spring Up Bars  
• Horizontal Ladder  
• Balance Beam  
• 3 Large Instructional Signs



**Vertical Ladder**  
Model: 60019402XX  
Add-On Instructional Sign  
Model: 60019452XX



**Balance Beam**  
Model: 60019408XX  
Add-On Instructional Sign  
Model: 60019458XX

**BEAM JUMP**

Model: 60019405XX  
Add-On Instructional Sign  
Model: 60019455XX



**ADD-ON INSTRUCTIONAL SIGN**

Equipment instruction signs are available for each fitness product.



**PULL-UP AND DIP STATION**

Model: AFT14031XX  
Add-On Instructional Sign  
Model: TFR0588XX  
In-Ground Kit Required: FIT14050XX







CARDIO WALKER

Instructional Sticker Included  
Ages: 13+  
Surface UP164SM In-Ground UP164S



CAPTAIN'S CHAIR

Ages: 13+  
Instructional Sticker Included  
Surface UP167SM In-Ground UP167S

FITNESS EQUIPMENT



**Horizontal Chin-Up Station**  
Model: UP183  
Ages: 13+  
Instructional Sign Included



**Leg Press**  
Ages: 13+  
Instructional Sticker Included  
Surface UP170SM In-Ground UP170S



**Lat Pull Down**  
Ages: 13+  
Instructional Sticker Included  
Surface UP165SM In-Ground UP165S



**NEW** **9' Adult Climbing Wall**  
Model: UP233  
Instructional sticker included



**Plyometric Box**  
Ages: 13+  
Instructional Sign Included  
Heights Available:  
6" Model: UP172 12" Model: UP173  
18" Model: UP174 24" Model: UP175



**Balance Plank Station**  
Model: UP176  
Ages: 13+  
Instructional Sign Included



**Balance Board Station**  
Model: UP177  
Ages: 13+  
Instructional Sign Included



**Push-Up Station**  
Model: UP224  
Ages: 13+  
Instructional Sticker Included



**Chest Press**  
Ages: 13+  
Instructional Sticker Included  
Surface Mount In-Ground Mount  
Standard: UP166SM Standard: UP166S  
Accessible: UP179SM Accessible: UP179S



**NEW** **Cross Training Trapeze Rack**  
Model: UP231  
Instructional sticker included



**Accessible** **Lat Pull Down**  
Ages: 13+  
Instructional Sticker Included  
Surface UP180SM In-Ground UP180S



**Accessible** **ADA Chest Press**  
Ages: 13+  
Instructional Sticker Included  
Surface UP179SM In-Ground UP179S



**Sit-Up/Back Extension**  
Ages: 13+  
Instructional Sticker Included  
Surface UP168SM In-Ground UP168S



**Recumbent Cycle**  
Ages: 13+  
Instructional Sticker Included  
Surface UP215SM In-Ground UP215S



**Hand Cycle**  
Ages: 13+  
Instructional Sticker Included  
Surface UP216SM In-Ground UP216S



**Accessible** **ADA Hand Cycle**  
Ages: 13+  
Instructional Sticker Included  
Surface UP217SM In-Ground UP217S



**Energy and Strength Wheels**  
Ages: 13+  
Instructional Sticker Included  
Surface UP191SM In-Ground UP191S



**Skill Trainer**  
Model: UP354  
Ages: 13+  
Instructional Sticker Included



**Assisted Balance Walk**  
Model: UP352  
Ages: 13+  
Instructional Sign Included



**Assisted Step Trainer**  
Model: UP353  
Ages: 13+  
Instructional Sign Included



**Assisted Step Around**  
Model: UP355  
Ages: 13+  
Instructional Sticker Included



**Assisted Functional Trainer**  
Model: UP351  
Ages: 13+  
Instructional Sign Included

Instructional Sign with Post & Instructional Sticker





DOG LOG

Model: RECF0008XX




DOG PARK EQUIPMENT



OVER AND UNDER

Model: RECF0012XX



Climb and Sit  
Model: RECF0002XX



Limbone, Anyone?  
Model: RECF0003XX



Hurdle Jump  
Model: RECF0007XX  
Sold as a set of 4



Jump Through  
Model: RECF0014XX



Let's Rest  
Model: RECF0009XX



High Jump  
Model: RECF0011XX



Nice Turn  
Model: RECF0013XX



Step Up  
Model: RECF0005XX



Through the Target  
Model: RECF0006XX



Through the Tunnel  
Model: RECF0004XX



Walk the Plank  
Model: RECF0015XX



Leash Holder  
Model: RECF0022XX

HOME SWEET HOME

Model: RECF0010XX



CAMEL HUMP CLIMBER

Model: RECF0001XX



DOG PARK EQUIPMENT PACKAGES

Puppy Paradise

Model: RECF0018XX

Features:

- Beginner course
- Discounted package pricing
- 32' x 37' recommended area
- Package includes Jump Through, Stepping Up, Let's Rest, Camel Hump Climber, Home Sweet Home, and Nice Turn



Pawsitively Playful

Model: RECF0019XX

Features:

- Small area course
- Discounted package pricing
- 30' x 27' recommended area
- Package includes Jump Through, Stepping Up, Home Sweet Home, and Nice Turn



Dog's Best Friend

Model: RECF0017XX

Features:

- Intermediate course
- Discounted package pricing
- 28' x 33' recommended area
- Package includes Dog Log, Jump Through, Home Sweet Home, High Jump, Stepping Up, and Climb and Sit



Beggin' For More

Model: RECF0020XX

Features:

- Large area course
- 35' x 64' recommended area
- Package includes Camel Hump Climber, Through the Tunnel, Home Sweet Home, Dog Log, Jump Through, Let's Rest, Walk the Plank, High Jump, Stepping Up, and Over and Under



Master Companion

Model: RECF0016XX

Features:

- Advanced course
- Discounted package pricing
- 44' x 34' recommended area
- Package includes Through the Target, Dog Log, Walk the Plank, Limbone Anyone, Over and Under, and Home Sweet Home



Best in Show

Model: RECF0021XX

Features:

- Everything course
- 51' x 52' recommended area
- Package includes all dog play products except Hurdle Jump and Leash Holder



Indicates Skill Level of Course on 3-Point Scale



Indicates Size Footprint Of Course on 3-Point Scale



# ALL-IN-ONE COMPANY

## Superior Shade

We offer shade structures for nearly every application. Shop our collection when looking for:

- Playground Shades
- Site Furnishing Shades
- Picnic Area Shades
- Bleacher Shades
- And More!

[srpshade.com](http://srpshade.com)

## Superior Shelter

We offer shelter structures that provide protection from both the weather and the sun. Shop our collection when looking for:

- Picnic Pavilions
- Bleacher Covers
- Wayfinding Kiosks
- And More!

[srpshelter.com](http://srpshelter.com)

## Superior Amenities

We offer a full line of benches, tables, and trash receptacles in a variety of styles. Shop our collection when looking for:

- Tables
- Benches
- Trash Receptacles
- Bike Racks
- And More!

[srpsiteamenities.com](http://srpsiteamenities.com)

## WE MAKE IT EASY TO BUY

Ordering is as easy as contacting your local Superior sales representative. They'll answer any questions and provide up-to-date pricing and shipping information for our products.

To start, visit [srplayground.com/find-a-rep](http://srplayground.com/find-a-rep) to find your local representative's contact information. Superior also makes it easy for clients to buy by utilizing reputable national purchasing cooperatives.

### STATE-SPECIFIC OPPORTUNITIES



The NASPO ValuePoint Cooperative Purchasing Organization is available to all public agencies, institutes of higher education, political subdivisions, and, in some cases, non-profit organizations in states who have obtained a NASPO ValuePoint Participating Addendum. Currently, we have partnered with the following states under NASPO ValuePoint Master Agreement No.: PO-10700-00015854.

- California
- Iowa
- Kansas
- New Mexico
- Oregon
- South Carolina
- South Dakota
- Utah
- Washington
- And More!

### FOR GOVERNMENT ENTITIES



BuyBoard is an online purchasing cooperative that gives its members best pricing on products, equipment, and services that they use every day. Members save time and resources because the competitive procurement process has already been completed. BuyBoard's nationwide members include those in public schools, municipalities, county government, and all types of local government agencies and non-profits.



HGACBuy is a cooperative purchasing network available to local governments, state agencies, and certain non-profit corporations nationwide. All products offered by HGACBuy have been awarded through a public competitive process. To become a member of HGACBuy and to view products like ours, visit [hgacbuy.org](http://hgacbuy.org).

### FOR BUSINESSES



Navitas Credit Corporation is a nationwide direct lender with a focus on small and medium sized businesses. Navitas provides capital in the form of leases and loans to assist businesses in acquiring the equipment and financing they need to grow and stay competitive.



GSA Advantage! is an online cooperative purchasing program that provides access to thousands of products and services. State and local government entities can take advantage of this buying power to get you the best value and price.

### FOR EVERYONE

Our Certified Partners have extensive knowledge and training in all Superior products. Find your closest representative by visiting [srplayground.com](http://srplayground.com) and clicking "Contact a Representative."



# WE MEET OR EXCEED INDUSTRY STANDARDS

In our effort to provide safer, quality play products for children, our products meet or exceed the standards set forth by the below organizations. Additionally, we follow our own strict in-house standards and guidelines.



### International Play Equipment Manufacturers Association™

In the interest of playground safety, the International Play Equipment Manufacturers Association (IPEMA™) provides a third-party certification service whereby a designated independent laboratory, TÜV SÜD America Inc., (TÜV), validates an equipment manufacturer's certification of conformance to the standards below.

- ASTM F1487-11, excluding sections 7.1.1, 10 and 12.6.1: Standard Consumer Safety Performance Specification for Playground Equipment for Public Use
- CAN/CSA-Z614-14, excluding clauses 9.8, 10, and 11: Children's Playspaces and Equipment

A list of current validated products may be viewed on their website at [www.ipema.org](http://www.ipema.org). SRP is a member of this organization.



### American Society for Testing and Materials

The American Society for Testing and Materials (ASTM) is an independent and world renowned developer of technical standards utilized in testing a multitude of products. ASTM developed F1487 Standard Consumer Safety Performance Specifications for Playground Equipment for Public Use. The current standard is F1487-11, published in 2011.



### U.S. Consumer Product Safety Commission

The U.S. Consumer Product Safety Commission (CPSC) presents safety guidelines through the publication of their Public Playground Safety Handbook. This handbook promotes greater safety awareness among those who purchase, install, and maintain public playground equipment. The handbook can be viewed on the CPSC's website, [cpsc.gov](http://cpsc.gov).



### United States Access Board

The U.S. Access Board is a federal agency that promotes equality for people with disabilities. They've developed guidelines and standards for built environments, such as playgrounds.

### ISO 9001 and ISO 14001

ISO industry certification processes are issued by International Organization for Standardization. ISO 9001 is used to measure manufacturing standards and to certify company compliance with quality management systems covering design, development, production, installation, inspection, and testing. ISO 4001, also known as the "Green Certification," specifies the requirements of an organization having an environmental management system (EMS). SRP's steel playground line is manufactured in an ISO 9001 and ISO 14001 certified facility.

### PCI 4000

Certification by the Powder Coating Institute recognizes competency and processes in place to consistently produce high-quality powder coated products. PCI certification is the result of an extensive and rigorous audit process and SRP's steel playground manufacturing facility has this certification.

### In-House Standards

At Superior, we only use quality playground materials. Our playgrounds are proudly made in the USA and are built to last.

To ensure the safest play for your children, we offer:

- Quality control inspection on all parts and shipments
- All products must pass inspection in our IPEMA Certified In-House Testing Facility
- In-house production of most products
- All products meet or exceed CPSC, ASTM, and ADA Safety Guidelines
- On-staff CPSI certified employees
- Local field factory trained installation technicians
- Direct connect component attachment system
- Products constructed from Allied's heavy-wall galvanized steel tubing, which is protected by Allied's patented Flo-Coat® process that uses triple-coat corrosion protection (zinc, conversion coating, and clear topcoat) to provide a smooth, shiny appearance that is unmatched in strength and durability



# OUR LEADING WARRANTY

Our warranty guarantees years of unlimited fun. **View our full warranty by visiting us online at [srpplayground.com/warranty](http://srpplayground.com/warranty).**

Superior Recreational Products (SRP) warrants that its product will be free from defects in materials and workmanship as well as maintain structural integrity for the periods listed below from the date of invoice and once SRP has been paid in full. This warranty is in effect only if the product has been assembled and installed strictly in accordance with the setup instructions provided by SRP, good construction practices, and has been subjected only to normal use and exposure.

- Lifetime\* Warranty on playground steel and recycled posts, all stainless steel hardware, c-line fittings, and aluminum post caps
- 20-Year Limited Warranty on steel Shade structures
- 15-Year Limited Warranty on playground pipes, rungs, loops and rails, roto-molded plastics, HDPE plastic sheets, punched steel decks, and recycled decks
- 10-Year Limited Warranty on shade fabric and Ascend Rope Climber cable breakage
- 5-Year Limited Warranty on powder coat and climber nets and cables
- 3-Year Limited Warranty on electronic play and Ascend Rope Climber flexible rubber belting
- 1-Year Limited warranty on moving parts, Shade cable, and materials not covered above

### Limited Warranty: Structural Steel

SRP offers a "Lifetime Limited Warranty on structural steel frames against failure due to rust-through corrosion under normal environmental conditions. Should the parts need to be replaced under the warranty, SRP will manufacture and ship new replacement parts at no charge for the first ten years, thereafter pro-rated at 50% for the second ten years and 25% from there on. Workmanship is warranted for a period of five years. This steel warranty shall be void if damage to the steel is caused by the installer or from physical damage, damage by salt spray or sprinkler systems, contact with chemicals, chlorine, pollution, misuse, vandalism, or any act of God.

### Limited Warranty: Powder Coat

Superior Recreational Products offers a 5-year Limited Warranty for standard powder coating and a 7-Year Limited Warranty for Corrosion Defense Package powder coating to the original purchaser. This Limited Warranty is for factory applied finish only. Damage occurring from shipping, erection, vandalism, accidents, or field modification is not covered in this limited warranty and will require field touch-up immediately and periodically thereafter. The owner must report any defect in powder coat at the time the installation is completed. Not covered by this Limited Warranty are acute angles, welds, and end plates.

The Limited Warranty for powder coating provides the following after a 5-year exposure period when applied according to the recommendations listed on the product's technical data sheet and appropriate surface preparation has been utilized.

- The coatings shall retain their original color with a ΔE of <7.5 units for high chroma colors (yellows, reds, oranges, etc.) and a ΔE of <5.0 units for low chroma colors, when tested in accordance with ASTM D 2244.
- The coating shall retain a minimum of 50% of its original gloss level after washing, when tested in accordance with ASTM D 523.
- The coating shall exhibit chalking no worse than numerical rating of 6, when evaluated in accordance with ASTM D 659-80.

### Stainless Steel Series (Powered by Playdale Playgrounds)

Playdale Playgrounds warrants its products to the original customer to be free from structural failure due to defect in materials or workmanship during normal use and installation in accordance with the published specifications. The warranty shall commence on the date of the invoice and terminate at the end of the period on the full warranty statement. The warranty is valid only if the products are installed properly and in conformance of the specifications, installation guides, Playdale Playgrounds design layout, and properly maintained in accordance with the maintenance schedule provided within the installation instructions. Playdale Playgrounds reserves the right to accept or reject any claim in whole or in part. Playdale Playgrounds will not accept the return of any product without prior approval by Playdale management.

### Electronic Play

SRP guarantees the speakers, sound chips, and circuit boards used in the production of their electronic play products for 3 years, against electronic failure caused by manufacturing defects. This guarantee does not include failure as a result of any form of misuse, vandalism or neglect including, but not limited to accidental damage while changing the batteries or servicing the internal electronics, a failure to follow the battery replacement guide, the troubleshooting guide or the care and maintenance instructions for the electronics units.

### Pricing, Cancellation, Return, and Shipping Policies

All prices are F.O.B. factor and do not include freight, installation, shipping and handling, surfacing, or applicable taxes. All prices listed were current at the time of printing and in U.S. currency. Prices are subject to change without notice. To view our return policy, please visit [superiorrecreationalproducts.com/returns](http://superiorrecreationalproducts.com/returns). For information on Return Material Authorizations please call 1.800.327.8774. To view our shipping policy, please visit [superiorrecreationalproducts.com/shipping](http://superiorrecreationalproducts.com/shipping). For any further information, please call 1.800.327.8774.

*\*For the purpose of this warranty, lifetime encompasses no specific term of years, but rather that seller warrants to its original customer for as long as the original customer owns the product and uses the product for its intended purpose that the product and all parts will be free from defects in materials and manufacturing workmanship. This warranty does not cover damage caused by vandalism, misuse or abuse, altered or modified parts, or cosmetic damage such as scratches, dents, or fading or weathering and normal wear and tear. This warranty is valid only if the structures are installed in conformity with instructions provided by Superior Recreational Products using approved Superior Recreational Products parts. Superior Recreational Products will deliver the repaired or replacement part or parts to the site free of charge, but will not be responsible for labor or the labor costs of replacement. Warranty claims must be filed within the applicable warranty period and accompanied by a sales order or invoice number.*

## WE USE QUALITY PLAYGROUND MATERIALS

Learn more about the materials we use in our playgrounds by visiting [srpplayground.com/why-superior/materials](http://srpplayground.com/why-superior/materials).



# COLOR OPTIONS

## Metal Colors

Gloss

Ice Butter

Yellow

Butterscotch

Orange

Red

Burgundy

Royal Purple

Periwinkle

Azure

Sky Blue

Blue

Sea Mist

Ocean

Ice Mint

Chartreuse

Spring Green

Green

Dark Green

Sage

Brown

Beige

Vanilla

White

Black

Matte or Metallic

Champagne

Metallic

Bronze

Starlight

## Plastic Colors

Yellow

Orange

Red

Burgundy

Royal Purple

Periwinkle

Azure

Sky Blue

Blue

Chartreuse

Spring Green

Green

Beige

Brown

Champagne

## Activity Panel & Panel Colors

Solid Core

Yellow

Orange

Red

Burgundy

Royal Purple

Sky Blue

Blue

Spring Green

Green

Brown

Beige

Champagne

Black

Sandwich Core

S

Yellow/Black

S

Orange/White

S

Red/White

S

Burgundy/White

S

Royal Purple/White

S

Azure/White

S

Sky Blue/White

S

Blue/White

S

Spring Green/White

S

Green/White

S

Beige/Green

S

NEW! Brown/Beige

S

Dolphin Gray/Black

S

White/Black

S

Black/White

## Shade Colors | More Available!

Natural

Desert Sand

Latte

Rivergum

Yellow

Orange

Lime

Mint Green

Forest Green

Aquamarine

True Blue

Sky Blue

Navy Blue

Royal Purple

## Steel Deck Colors

Brown

Gray

Blue

## Recycled Deck & Post Colors

Cedar

Dark Brown

Gray

## Ascend Rope Colors

Red\*

Yellow

Green

Blue

Brown

Black

Blue/Red\*

Blue/Yellow

Brown/Green

Black/Red\*

\*Red rope fades naturally under prolonged sunlight.

## Belt Seat Colors

Yellow

Red

Blue

Green

Tan

Black

# COLOR SCHEMES



### Nature Trail

- Brown
- Spring Green
- Orange
- Beige
- Brown Decks
- Beige Fabric



### Wisteria Garden

- Vanilla
- Sage
- Beige
- Royal Purple
- Gray Decks
- Cream Fabric



### Spring Sprout

- Vanilla
- Spring Green
- Beige
- Brown Decks
- Rivergum Fabric



### Modern Marsh

- Spring Green
- Bronze
- Green
- Beige
- Brown Decks
- Lime Fabric



### Terra

- Burgundy
- Beige
- Spring Green
- Brown Decks
- Beige Fabric



### Rain Forest

- Blue
- Vanilla
- Butterscotch
- Brown Decks
- Lime Fabric



### Forest

- Burgundy
- Beige
- Green
- Brown Decks
- Beige Fabric



NEW

### Paradise

- Blue
- Vanilla
- Butterscotch
- Spring Green
- Orange
- Gray Decks
- Lime Fabric



### Succulent

- Champagne
- Royal Purple
- Green
- Gray Decks
- Forest Green Fabric



### Oasis

- White
- Blue
- Orange
- Spring Green
- Blue Decks
- True Blue Fabric



# COLOR SCHEMES

**NEW**  
PATTERNED  
PLATE PANEL



- Orchid**
- Vanilla
  - Chartreuse
  - Royal Purple
  - Orange
  - Gray Decks
  - Orange Fabric



- NEW** **Swallowtail**
- Metallic
  - Sky Blue
  - White
  - Chartreuse
  - Black
  - Gray Decks
  - True Blue Fabric



- Northern Lights**
- Champagne
  - Ice Mint
  - Starlight
  - Blue
  - Blue Decks
  - Silver Fabric



- Americana**
- Vanilla
  - Blue
  - Sky Blue
  - Red
  - Gray Decks
  - True Blue Fabric



- Del Rio**
- Vanilla
  - Azure
  - Beige
  - Orange
  - Brown Decks
  - Beige Fabric



- Electric**
- Champagne
  - Chartreuse
  - White
  - Blue
  - Brown Decks
  - Silver Fabric



- Synthwave**
- Champagne
  - Ocean
  - Royal Purple
  - Chartreuse
  - Brown Decks
  - Royal Purple Fabric



- Circus**
- Red
  - Yellow
  - Sky Blue
  - Brown Decks
  - Yellow Fabric



- Spring Bloom**
- Sky Blue
  - Spring Green
  - White
  - Orange
  - Brown Decks
  - Rivergum Fabric



- Van Gogh**
- Metallic
  - Bronze
  - Champagne
  - Periwinkle
  - Brown Decks
  - Steel Gray Fabric



- NEW** **Citrus**
- Champagne
  - Vanilla
  - Butterscotch
  - Chartreuse
  - Spring Green
  - Gray Decks
  - Orange Fabric



- Robin Egg**
- Brown
  - Beige
  - Azure
  - Brown Decks
  - Cream Fabric



- Aqua Vista**
- Metallic
  - Butterscotch
  - White
  - Orange
  - Azure
  - Gray Decks
  - Steel Gray Fabric



- Cosmos**
- Champagne
  - Chartreuse
  - Sky Blue
  - Royal Purple
  - Gray Decks
  - Royal Purple Fabric



- NEW** **Burnt Orchard**
- Metallic
  - Starlight
  - Burgundy
  - Orange
  - Brown Decks
  - Orange Fabric



- Spring Storm**
- Champagne
  - Spring Green
  - Black
  - Sky Blue
  - Brown
  - Lime Fabric



- Monarch**
- Champagne
  - Black
  - Orange
  - Yellow
  - Brown Decks
  - Yellow Fabric



- Santorini**
- Vanilla
  - Champagne
  - Blue
  - Beige
  - Gray Decks
  - Navy Blue Fabric



- Pistachio**
- Vanilla
  - Chartreuse
  - Beige
  - Burgundy
  - Brown Decks
  - Lime Fabric




- Macaw**
- Champagne
  - Yellow
  - Sky Blue
  - Orange
  - Gray Decks
  - Orange Fabric



221 Cable Industrial  
Way - Carrollton, GA  
30117

1-888-356-7528

[sales@korkat.com](mailto:sales@korkat.com)



PLAYGROUNDS & SITE AMENITIES

