



PLAYGROUNDS & SITE AMENITIES

Superior[®] *Amenities*

2025-2026 Product Catalog



Outdoor Furniture • Dog Park Equipment • Outdoor Fitness Equipment



What's Inside

- 06 Basic Table & Bench Collection
- 10 Essentials Table Collection
- 24 Essentials Bench Collection
- 34 Essentials Accessory Collection
- 42 Early Childhood Collection
- 44 Recycled Collection
- 48 Uptown Collection
- 58 Aluminum Bleacher Collection
- 60 Dog Park Collection
- 68 Fitness Collection



Site Furnishings Ready For Your Community

We know that when a bench, table, or trash receptacle leaves us, it has to be ready to serve your community.

That's why at KorKat we've built our company on hard work and the promise of providing you, our customer, with durable and reliable commercial outdoor furniture, dog park equipment, and fitness equipment at a great price. We combine quality materials and superior craftsmanship to provide you with products that are ready for whatever your community has in store.

Our Bedrock, Your Benefits



Flagship offering made in America



Exclusive textured polyethylene coating that is durable and easily repaired



Low maintenance & vandal-resistant



Quality without the high price



Furniture, dog park equipment, and fitness equipment from one company

Helping You Say Goodbye to Bidding

We've teamed with strategic partners so you can bypass the bidding process. Visit srpsiteamenities.com/contracts to learn more.



Ordering Made Easy

Contact your local Superior sales representative to start the ordering process. They can answer any questions and provide product pricing and shipping information. Find your local representative at srpsiteamenities.com/find-a-rep.

What's New

NEW!
Shaded Bike
Parking
PAGE 36



NEW!
Choose from
Two Finishes
for Essentials
Collection
PAGE 72



Quick Ship

Your Order Shipped in 7-10 Business Days
We offer tables, benches, and trash receptacles that ship within 7-10 business days.
Visit srpsiteamenities.com/products/quick-ship to learn more.

 Look for our icon throughout the catalog to see qualifying products.

Shopping Tools



Sketchfab
Select table, bench, and trash receptacle models are available on sketchfab.com.



CADdetails
Select table, bench, and trash receptacle models are available on CADdetails.com.



Space Planning Tool
See how many picnic tables will fit in an area by visiting srpsiteamenities.com/design-tools.



Color Applier
View products in 360° and choose your colors by visiting srpsiteamenities.com/design-tools.



Customization



Personalize Your Product
Most of our furnishings can be customized with logos, images, designs, and lettering. You can also incorporate a contrasting backing plate to enhance the visual impact of your design.



- Upcharge per customized piece
- Upcharge for powder coated backing plate
- Customization available on most products

Learn more at srpsiteamenities.com/customization.

Video Library



Factory Tour
Take a tour of our manufacturing facility and meet the faces that bring your outdoor site furniture to life. Watch it at srpsiteamenities.com/about-us.



Product Videos
Learn details of our most popular benches, tables, and trash receptacles. Watch them on our YouTube channel: youtube.com/c/SuperiorRecreationalProducts.

Our Other Product Lines



Superior *Shade*
Standard and custom shade structures for nearly every outdoor location. Learn more at srpshade.com.



Superior *Shelter*
Durable steel shelters designed for use in a variety of outdoor settings. Learn more at srpshelter.com.



Superior *Playgrounds*
Commercial-grade playground structures and freestanding equipment. Learn more at srpplayground.com.





Basic Table & Bench COLLECTION

a practical line of thermoplastic coated tables, benches, and trash receptacles

07 Tables 08 Benches 09 Trash Receptacles

Qualifying Products Available for Quick Ship



Basic Rectangular Portable Table

SPECIFICATIONS

- 2 3/8" black powder coated frame
- Glossy, thermoplastic table top and seats available in blue, red, green, and black
- Pre-drilled surface mount holes
- Replace (#) with length desired

	PRODUCT NO.	LENGTHS (#)
UltraLeisure®	T#UL	6', 8'



Basic Accessible Rectangular Portable Table

SPECIFICATIONS

- 2 3/8" black powder coated frame
- 24" of overhang for ADA accessibility
- Glossy, thermoplastic table top and seats available in blue, red, green, and black
- Pre-drilled surface mount holes

	PRODUCT NO.	LENGTH
UltraLeisure®	T8ULHDCP	8'



Basic Square Portable Table

SPECIFICATIONS

- 1 5/8" (economy) black powder coated frame
- 46" square table top featuring standard umbrella hole
- Glossy, thermoplastic table top and seats available in blue, red, green, and black
- Pre-drilled surface mount holes

	PRODUCT NO.	SEATS
UltraLeisure®	T46UL	3, 4



Basic Accessible Square Portable Table

SPECIFICATIONS



- 1 5/8" (economy) black powder coated frame
- Glossy, thermoplastic table top and seats available in blue, red, green, and black
- Pre-drilled surface mount holes
- Extended 55" table top
- Features standard umbrella hole and 3 seats


	PRODUCT NO.
UltraLeisure®	T46UL-3



Basic Round Portable Table



- SPECIFICATIONS**
- 1 5/8" (economy) black powder coated frame
 - 46" round table top featuring standard umbrella hole
 - Glossy, thermoplastic table top and seats available in blue, red, green, and black
 - Pre-drilled surface mount holes

	PRODUCT NO.	SEATS
UltraLeisure®  	T46ULRACS	3, 4



Basic Standard Bench without Back



- SPECIFICATIONS**
- 2 3/8" black powder coated frame
 - Add P (portable), SM (surface mount), or S (in-ground mount) to end of product number
 - Glossy, thermoplastic seat available in blue, red, green, and black
 - 10" seat width and 17" seat height

	PRODUCT NO.	LENGTHS (#)
UltraLeisure®  	B#UL	6', 8'



Basic Standard Bench with Back

- SPECIFICATIONS**
- 2 3/8" black powder coated frame
 - Add P (portable), SM (surface mount), or S (in-ground mount) to end of product number
 - Glossy, thermoplastic back and seat available in blue, red, green, and black
 - 10" seat width and 17" seat height

	PRODUCT NO.	LENGTHS (#)
UltraLeisure®  	B#WBUL	6', 8'



Basic Trash Receptacle 

- SPECIFICATIONS**
- 32 gallon capacity
 - UltraLeisure® metal design
 - Flat top lid and liner included
 - Surface and in-ground mount options sold separately
 - Glossy, thermoplastic coating
 - Only available in black

PRODUCT NO.: TR32UL



Essentials Table COLLECTION

a traditional line of coated outdoor tables
suitable for every outdoor space

12 Portable **16** Pedestal **18** Web **20** 4-4
21 Patio & Cafe **22** Shaded


Essential Frame Styles



Portable



Pedestal



Web



4-4



Utility



Cafe

Essential Key Features



Signature Coating

Our textured polyethylene and thermoplastic coatings are durable and easily repaired.



Personalized Products

Add your logo, emblem, or design to market your brand and leave a visual impression.



Variety of Patterns

Available in a variety of metal pattern designs — all great for drainage and durability.



Child Sizes Available

Select products are available with a 14" seat height suitable for children.

See Before You Buy



Product Videos


Learn details of our most popular tables and see them up close before you buy. Watch them on our YouTube channel: youtube.com/c/SuperiorRecreationalProducts



Color Selection

Use our color applier tool to select and preview your color choice before you buy. Visit srpsiteamenities.com/design-tools/color-applier.





Rectangular Portable Table

SPECIFICATIONS

- 2 3/8" powder coated frame
- Pre-drilled surface mount holes
- Available with or without seat backs
- Where applicable, replace (#) with length desired

METAL DESIGN	PRODUCT NO.	LENGTHS (#)
STANDARD		
Regal	T#RC	4', 6', 8', 10'
Perforated	T#PERF	6', 8'
Innovated	T#INNV	4', 6', 8', 10'
Rolled	T#ROLL	6', 8'
Imperial NEW!	T#RCINNV	6', 8'
STANDARD WITH SEAT BACKS		
Regal	T#RCWB	6', 8'

Accessible Rectangular Portable Table

SPECIFICATIONS

- 2 3/8" powder coated frame
- 24" of overhang for ADA accessibility
- Pre-drilled surface mount holes
- Available with standard or centered seats
- Includes anti-vandalism brace
- Where applicable, replace (#) with length desired

METAL DESIGN	PRODUCT NO.	LENGTHS (#)
STANDARD		
Regal	T#RCHDCP	6', 8'
Perforated	T#PERFHDCP	6', 8'
Innovated	T#INNVHDCP	6', 8'
Rolled	T8ROLLHDCP	8'
Imperial NEW!	T8RCINNVHDCP	8'
ACCESSIBLE WITH CENTERED SEATS		
Regal	T8RCHDCPALT	8'
Perforated	T8PERFHDCPALT	8'
Innovated	T8INNVHDCPALT	8'
Imperial NEW!	T8RCINNVHDCPALT	8'



Walk Through Accessible Rectangular Portable Table

SPECIFICATIONS

- 2 3/8" powder coated frame
- 2 points of ADA accessibility
- Pre-drilled surface mount holes
- Includes anti-vandalism brace

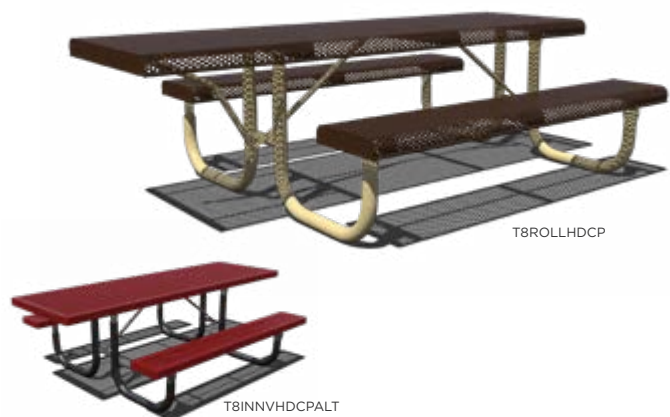
METAL DESIGN	PRODUCT NO.	LENGTH
Innovated	T10INNVHDCP	10'
Expanded Metal	T10HDCP	10'

Square Portable Table

SPECIFICATIONS

- 1 5/8" powder coated frame
- 46" square table top featuring standard umbrella hole
- Pre-drilled surface mount holes
- Available with or without seat backs

METAL DESIGN	PRODUCT NO.	SEATS
WITHOUT SEAT BACKS		
Regal	T46RC	3, 4
Perforated	T46PERF	3, 4
Classic	T46CLASS	3, 4
Imperial NEW!	T46RCINNV	3, 4
WITH SEAT BACKS		
Regal	T46RCWB	4



Product Video Available
PAGE 4

Your Logo
Personalize Your Product
PAGE 4

Metal Design Options
PAGE 72

Child Sized Tables Available
PAGE 42

360° View in 360° & Apply Colors
PAGE 2



T46CLASS-3ADA

Accessible Square Portable Table

SPECIFICATIONS

- 1 5/8" powder coated frame
- Pre-drilled surface mount holes
- Extended 55" table top
- Features standard umbrella hole
- Features 3 seats

METAL DESIGN	PRODUCT NO.
Regal	T46RC-3ADA
Classic	T46CLASS-3ADA
Imperial NEW!	T46RCINNV-3ADA



T46OCTROLL

Octagon Portable Table


SPECIFICATIONS

- 1 5/8" powder coated frame
- 46" octagon table top featuring standard umbrella hole
- Pre-drilled surface mount holes
- Available with or without seat backs

METAL DESIGN	PRODUCT NO.	SEATS
STANDARD		
Regal	T46OCT	3, 4
Perforated	T46OCTPERF	3, 4
Rolled	T46OCTROLL	3, 4
Innovated	T46INNV	3, 4
STANDARD WITH SEAT BACKS		
Regal	T46OCTWB	4



T46OCTWB



T46INNV-3ADA

Accessible Octagon Portable Table

SPECIFICATIONS


- 1 5/8" powder coated frame
- Pre-drilled surface mount holes
- Extended 55" table top
- Features standard umbrella hole
- Features 3 seats

METAL DESIGN	PRODUCT NO.
Regal	T46OCT-3ADA
Rolled	T46OCTROLL-3ADA
Innovated	T46INNV-3ADA

Round Portable Table

SPECIFICATIONS

- 1 5/8" powder coated frame
- 46" round table top featuring standard umbrella hole
- Pre-drilled surface mount holes
- Available with standard or solid top

METAL DESIGN	PRODUCT NO.	SEATS
STANDARD TOP		
Regal 	T46RACS	3, 4
Innovated	T46RACSINNV	3, 4
SOLID TOP		
Regal	TS46RACS	3, 4




T46RACS



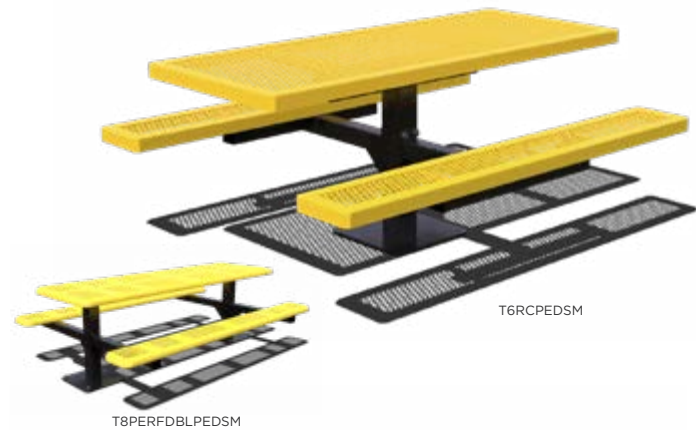
TS46RACS

Your Logo
Personalize Your Product
PAGE 4


Metal Design Options
PAGE 72


Child Sized Tables Available
PAGE 42


View in 360° & Apply Colors
PAGE 2



🔊 Rectangular Pedestal Table

- SPECIFICATIONS**
- Heavy-duty 4" square powder coated frame
 - 8' version features double pedestal frame
 - Add SM (surface mount) or S (in-ground mount) to end of product number
 - Select metal design styles accessible by design

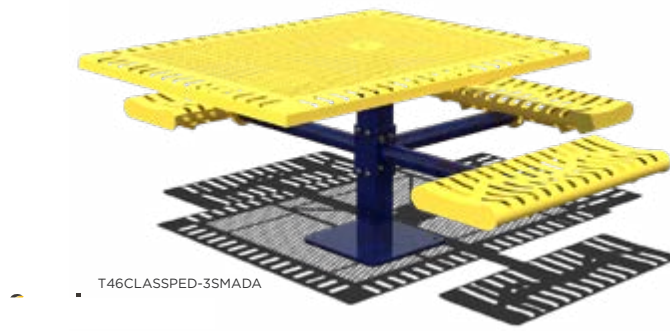
METAL DESIGN	6' LENGTH	8' LENGTH
Regal	T6RCPED	T8RCDBLPED
Perforated 🔊	T6PERFPED	T8PERFDBLPED
Innovated 🔊	T6INNVPED	T8INNVDLPED
Rolled 🔊	T6ROLLPED	
Imperial NEW!	T6RCINNVPED	T8RCINNVDLPED



🔊 Accessible Rectangular Pedestal Table

- SPECIFICATIONS**
- Heavy-duty 4" square powder coated frame
 - 8' version features double pedestal frame
 - 24" of overhang for ADA accessibility
 - Add SM (surface mount) or S (in-ground mount) to end of product number


METAL DESIGN	6' LENGTH	8' LENGTH
Regal 🔊	T6RCPEDHDCP	T8RCDBLPEDHDCP
Imperial NEW!		T8RCINNVDLPEDHDCP



🔊 Accessible Square Pedestal Table

- SPECIFICATIONS**
- Heavy-duty 4" square powder coated frame
 - Extended 55" table top featuring standard umbrella hole
 - Portable (POR), surface (SM), or in-ground mount (S)

METAL DESIGN	PRODUCT NO.
Regal	T46RCPED-3#ADA
Classic	T46CLASSPED-3#ADA



Square Pedestal Table

- SPECIFICATIONS**
- Heavy-duty 4" square powder coated frame
 - Perforated option features 2 7/8" round support arms
 - 46" square table top featuring standard umbrella hole
 - Portable (POR), surface (SM), or in-ground mount (S)

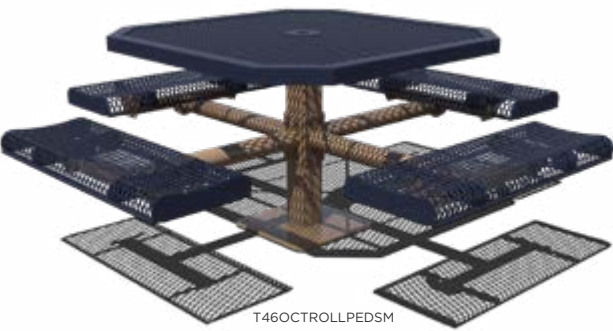
METAL DESIGN	PRODUCT NO.	SEATS
Regal	T46RCPED	3, 4
Perforated	T46PERFPED	3, 4
Classic	T46CLASSPED	3, 4
Imperial NEW!	T46RCINNVPED	3, 4



Round Pedestal Table

- SPECIFICATIONS**
- Heavy-duty 4" square frame with 2 7/8" round support arms
 - 46" round table top featuring standard umbrella hole
 - Surface (SM) or in-ground mount (S)

METAL DESIGN	PRODUCT NO.	SEATS
Expanded Metal 🔊	T46RACSPED	3, 4



Octagon Pedestal Table

- SPECIFICATIONS**
- Heavy-duty 4" square frame with 2 7/8" round support arms
 - 46" octagon table top featuring standard umbrella hole
 - Surface (SM) or in-ground mount (S)

METAL DESIGN	PRODUCT NO.	SEATS
Innovated	T46INNVPED	2, 3, 4
Rolled	T46OCTROLLPED	2, 3, 4



T46OCTROLLPED-3SMADA

Accessible Octagon Pedestal Table

SPECIFICATIONS

- Heavy-duty 4" square frame with 2 7/8" round support arms
- 46" octagon table top featuring standard umbrella hole
- Replace (#) in product number with SM (surface mount) or S (in-ground mount)
- Features 3 seats

METAL DESIGN	PRODUCT NO.
Innovated	T46INNVPED-3#ADA
Rolled	T46OCTROLLPED-3#ADA



T46WEBOCTPSM

Octagon Web Table

SPECIFICATIONS

- 2 3/8" powder coated frame
- 46" octagon table top featuring standard umbrella hole
- Portable/surface (PSM) or in-ground mount (S)

METAL DESIGN	PRODUCT NO.	SEATS
Regal	T46WEBOCT	3, 4



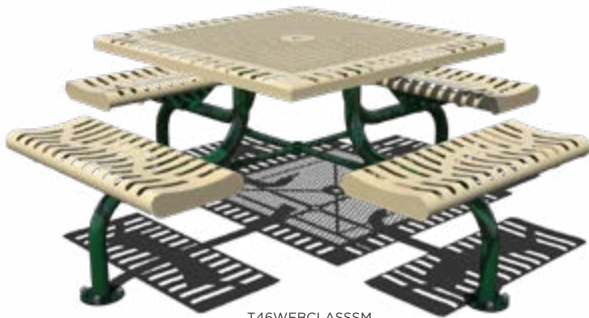
T46WEBOCT-3SMADA

Accessible Octagon Web Table

SPECIFICATIONS

- 2 3/8" powder coated frame
- Extended 57" octagon table top featuring standard umbrella hole
- 3 seats
- Replace (#) in product number with SM (surface mount) or S (in-ground mount)

PRODUCT NO.: T46WEBOCT-3#ADA




T46WEBCLASSSM

Square Web Table

SPECIFICATIONS

- 2 3/8" powder coated frame
- 46" square table top featuring standard umbrella hole
- Surface (SM) or in-ground mount (S)

METAL DESIGN	PRODUCT NO.	SEATS
Regal	T46WEB	3, 4
Classic	T46WEBCLASS	3, 4



T46WEBCLASS-3SMADA

Accessible Square Web Table

SPECIFICATIONS

- 2 3/8" powder coated frame
- Extended 55" square table top featuring standard umbrella hole
- Features 3 seats
- Replace (#) in product number with SM (surface mount) or S (in-ground mount)

METAL DESIGN	PRODUCT NO.
Regal	T46WEB-3#ADA
Classic	T46WEBCLASS-3#ADA



T46WEBRACSPSM

Round Web Table

SPECIFICATIONS

- 2 3/8" powder coated frame
- 46" round table top featuring standard umbrella hole
- Portable/surface (PSM) or in-ground mount (S)

METAL DESIGN	PRODUCT NO.	SEATS
Regal	T46WEBRACS	3, 4



Product Video
Available
PAGE 4

Your Logo

Personalize Your
Product
PAGE 4



Metal Design
Options
PAGE 72



Mounting
Accessories
PAGE 23

360°

View in 360°
& Apply Colors
PAGE 2



4-4 Table

SPECIFICATIONS

- Heavy-duty 4" square powder coated frame
- Detached seating
- Add SM (surface mount) or S (in-ground mount) to end of product number

METAL DESIGN	PRODUCT NO.	LENGTHS (#)
Regal	T#RC4-4	6', 8'
Perforated	T#PERF4-4	6', 8'
Innovated	T#INNV4-4	6', 8'
Rolled	T6ROLL4-4	6'

♿ Accessible 4-4 Table

SPECIFICATIONS

- Heavy-duty 4" square powder coated frame
- Detached seating
- 24" of overhang for ADA accessibility
- Add SM (surface mount) or S (in-ground mount) to end of product number

METAL DESIGN	PRODUCT NO.	LENGTHS (#)
Regal	T#RCHDCP4-4	6', 8'
Perforated	T8PERFHDCP4-4	8'
Innovated	T8INNVHDCP4-4	8'
Rolled	T6ROLLHDCP4-4	6'



Rectangular Portable Utility Table

SPECIFICATIONS

- 2 3/8" powder coated frame
- Pre-drilled surface mount holes available for additional charge

METAL DESIGN	PRODUCT NO.	LENGTHS (#)
Regal	T#UP	4', 6', 8', 10'

Round Portable Cafe Table

SPECIFICATIONS

- 1 5/8" powder coated frame
- Features standard umbrella hole
- Features expanded metal table top design
- 36" or 46" top diameter options

PRODUCT NO.	TOP DIAMETER
T##ROUND	36", 46"



Bar Height Pedestal Cafe Table

SPECIFICATIONS

- 2 3/8" powder coated frame
 - 42" table height and 36" top diameter
 - Features expanded metal table top design
 - Add SM (surface mount) or S (in-ground mount) to end of product number
- PRODUCT NO.: T36CAFE





T42PEDBAR

Bar Height Pedestal Table with Attached Seats

SPECIFICATIONS

- 2 3/8" powder coated frame
- Features standard umbrella hole
- 42" table height and 46" top diameter
- Features expanded metal table top and seat design
- Pre-drilled holes for optional surface mounting

PRODUCT NO.: T42PEDBAR




T42RASS

Round Portable Cafe Table with Attached Seats

SPECIFICATIONS

- 2 3/8" powder coated frame
- 46" top diameter
- Available with 3 or 4 seats
- For 3 seats, add -3 to end of product number
- Pre-drilled holes for optional surface mounting

METAL DESIGN	PRODUCT NO.	SEATS
Expanded Metal 	T42RASS	3, 4
Innovated	T42RASSINNV	3, 4



Shaded Table

SPECIFICATIONS

- 6' Regal table with 8' seats and 12.5' x 8' shade
- Includes Glide Elbow, a fabric release mechanism
- Only available as in-ground mount

PRODUCT NO.: TRU120808IG

Table Accessories



Market Umbrella

- 7.5' DIAMETER | 7.5UMB-MRKT-FG
9' DIAMETER | 9.0UMB-MRKT-FG
- Available in two diameters
 - Features heavy gauge pulley system
 - Features fiberglass frame
 - Marine-grade acrylic fabric
 - Multiple color options available



Patio Umbrella

- STEEL FRAME | 7.5UMB-PATIO-ST
FIBERGLASS FRAME | 7.5UMB-PATIO-FG
- Available in 7.5' diameter
 - Choice of steel or fiberglass frame
 - Features crank lift with tilt frame
 - Multiple color options available



Mounting Cover Set

- SMALL_SURF_CVR_SET
- 2 3/8" diameter
 - Hides mounting plates
 - Sold as a set of two
 - Two-piece design for ease of installation
 - Powder coat finish



In-Ground Post Set

- INGRDPOST-PC
- Allows for portable tables to be in-ground mounted
 - Sold as a set of two
 - Powder coat finish



Surface Mount Clamp Set

- CLAMP-SET
- Allows for portable tables to be surface mounted
 - Sold as a set of two
 - Galvanized finish

Umbrella Stand

- WHITE | UMB-BASE-WH
BLACK | UMB-BASE-BK
- 16" diameter
 - Filled with concrete



Umbrella Anchor

- UBRACE
- All-aluminum
 - Attaches under table to secure umbrella and prevent umbrella from flying away



Sleep Inhibitor for Seats

- SLEEPSEAT
- Inhibits sleeping on table or bench seats
 - Attaches to middle of seat



Table Shade

- 6' TABLE | STS765IG OR STS765SM
8' TABLE | STS785IG OR STS785SM
- Available widths for 6' or 8' table designs
 - In-ground (IG) or surface (SM) mounting
 - Features commercial-grade fabric and powder coat frame






Essentials Bench COLLECTION

a traditional line of coated outdoor benches
suitable for a variety of outdoor spaces

- 26 Standard 27 4-4 28 Metro 29 Classic & Casino 30 Modern
31 Wingline & Geometric 32 Patio Chairs, Swing, & Shaded



Our Essential Frame Styles



Standard



4-4



Metro



Classic



Casino



Modern



Wingline

Essential Key Features



Signature Coating
Our textured polyethylene and thermoplastic coatings are durable and easily repaired.



Personalized Products
Add your logo, emblem, or design to market your brand and leave a visual impression.



Variety of Patterns
Available in a variety of metal pattern designs — all great for drainage and durability.



Child Sizes Available
Select products are available with a 14" seat height suitable for children.

See Before You Buy





Product Videos
Learn details of our most popular benches and see them up close before you buy. Watch them on our YouTube channel: youtube.com/c/SuperiorRecreationalProducts




Standard Bench with Back

SPECIFICATIONS

- 2 3/8" powder coated frame
- Add P (portable), SM (surface mount), or S (in-ground mount) to end of product number
- 10' and 15' lengths consist of two smaller sections bolted together
- 10" seat width and 17" seat height

METAL DESIGN	PRODUCT NO.	LENGTHS (#)
Regal 	B#WBRC	4', 6', 8', 10', 15'
Perforated 	B#WBPERF	6', 8'
Innovated	B#WBINNV	4', 6', 8', 10', 15'
Rolled	B#WBROLL	6', 8'
Imperial NEW!	B#WBRCINNV	6', 8'



Standard Bench without Back

SPECIFICATIONS

- 2 3/8" powder coated frame
- Add P (portable), SM (surface mount), or S (in-ground mount) to end of product number
- 10' and 15' lengths consist of two smaller sections bolted together
- 10" seat width and 17" seat height

METAL DESIGN	PRODUCT NO.	LENGTHS (#)
Regal	B#RC	4', 6', 8', 10', 15'
Perforated	B#PERF	6', 8'
Innovated	B#INNV	6', 8', 10', 15'
Rolled	B#ROLL	6', 8'



Standard Bench without Back with Deluxe Seats

SPECIFICATIONS

- 2 3/8" powder coated frame
- Add P (portable), SM (surface mount), or S (in-ground mount) to end of product number
- 10' and 15' lengths consist of two smaller sections bolted together
- 15" seat width and 17" seat height

METAL DESIGN	PRODUCT NO.	LENGTHS
Regal	B#PLAYERRC	4', 6', 8', 10', 15'
Innovated	B#PLAYERINNV	4', 6', 8', 10', 15'



4-4 Bench

SPECIFICATIONS

- Heavy-duty 4" square powder coated frame
- Add SM (surface mount) or S (in-ground mount) to end of product number
- 10" seat width and 17" seat height

METAL DESIGN	PRODUCT NO.	LENGTHS (#)
Regal	B#WBRC4-4	6', 8'
Perforated	B#WBPERF4-4	6', 8'
Innovated	B#WBINNV4-4	6', 8'



Product Video
Available
PAGE 4

Your Logo

Personalize Your
Product
PAGE 4



Metal Design
Options
PAGE 72



Child Sized
Tables Available
PAGE 42

360°

View in 360°
& Apply Colors
PAGE 2



B6WBPERFD4-4SM

Double 4-4 Bench

SPECIFICATIONS

- Double-sided bench
- Heavy-duty 4" square powder coated frame
- Add SM (surface mount) or S (in-ground mount) to end of product number
- 10" seat width and 17" seat height

METAL DESIGN	PRODUCT NO.	LENGTHS (#)
Regal	B#WBRC4-4	6', 8'
Perforated	B#WBPERFD4-4	6', 8'
Innovated	B#WBINNVD4-4	6', 8'



B6WBMETRO

Metro Bench

SPECIFICATIONS

- 7 gauge steel seat with ¼" steel plate legs
- Solid, one-piece design
- Requires no assembly or hardware
- Portable with pre-drilled holes for optional surface mounting
- Fully textured polyethylene or thermoplastic coated

PRODUCT NO.	LENGTHS (#)
B#WBMETRO 	4', 6'

Metro Bench without Back

SPECIFICATIONS

- 7 gauge steel seat with ¼" steel plate legs
- Solid, one-piece design
- Requires no assembly or hardware
- Portable with pre-drilled holes for optional surface mounting
- Fully textured polyethylene or thermoplastic coated

PRODUCT NO.	LENGTHS (#)
B#METRO	4', 6'




B6WBCLASSIC

Portable Classic Bench & Add-On

SPECIFICATIONS

- Cast aluminum, powder coated frame
- Portable with pre-drilled holes for optional surface mounting
- Contoured back
- Add-on bench sections available
- 16 ½" seat height
- Classic wave design

VERSION	PRODUCT NO.	LENGTHS (#)
Standard 	B#WBCLASSIC	4', 5', 6'
Add-On	B#WBCLASSIC-ADDON	4', 5', 6'




B6WBHORZCASINO

Portable Casino Bench with Back

SPECIFICATIONS

- 1 ½" square textured polyethylene or thermoplastic legs and arms
- Portable with pre-drilled holes for optional surface mounting
- Contoured back
- Optional custom center armrest
- 16 ½" seat height

METAL DESIGN	PRODUCT NO.	LENGTHS (#)
Modern	B#WBMODCASINO	4', 6'
Horizontal Strap 	B6WBHORZCASINO	6'



B6WBMODCASINO



Product Video
Available
PAGE 4

Your Logo

Personalize Your
Product
PAGE 4



Metal Design
Options
PAGE 72

360°

View in 360°
& Apply Colors
PAGE 2





B6WBMODERNPSM

Modern Bench with Back & Add-On

SPECIFICATIONS

- Heavy-duty 2 3/8" powder coated frame
- Add PSM (portable/surface mount) or S (in-ground mount) to end of product number or before (-) for add-on
- Contoured back with armrests
- Add-on bench sections available
- Seat height is 18"

METAL DESIGN	VERSION	PRODUCT NO.	LENGTHS (#)
Standard	Standard	B#WBMODERN 	4', 6'
	Add-On	B#WBMODERN-ADDON	4', 6'
Classic	Standard	B#WBMODCLASS	4', 6'
	Add-On	B#WBMODCLASSIC-AD	4', 6'




B6MODERNPSM

Modern Bench without Back & Add-On

SPECIFICATIONS

- Heavy-duty 2 3/8" powder coated frame
- Add PSM (portable/surface mount) or S (in-ground mount) to end of product number or before (-) for add-on
- Add-on bench sections available
- Seat height is 18"

METAL DESIGN	VERSION	PRODUCT NO.	LENGTHS (#)
Standard	Standard	B#MODERN	4', 6'
	Add-On	B#MODERN-ADDON	4', 6'
Classic	Standard	B#MODCLASS	4', 6'
	Add-On	B#MODCLASSIC-ADDON	4', 6'





B6WBCLASSICWINGLINESM

Wingline Bench

SPECIFICATIONS

- Heavy-duty 2 3/8" powder coated frame
- Add P (portable), SM (surface mount), or S (in-ground mount) to end of product number
- Contoured back with armrests
- Seat height is 18"

METAL DESIGN	PRODUCT NO.	LENGTHS (#)
Classic 	B#WBCLASSICWINGLINE	4', 6'
Standard	B#WBWINGLINE	4', 6'



GBS72SM

Geometric Bench

SPECIFICATIONS

- Heavy-duty 4" powder coated frame
- 3/4" #9 expanded metal
- Add SM (surface mount), or S (in-ground mount) to end of product number
- 20" seat width with 4" tall outside border

PRODUCT NO.	LENGTH (##)
GBS##	72", 96"



Mounting
Accessories
PAGE 33

Your Logo

Personalize Your
Product
PAGE 4



Metal Design
Options
PAGE 72

360°

View in 360°
& Apply Colors
PAGE 2



Stacking Patio Chair

SPECIFICATIONS

- ¾" #9 expanded metal
 - 18" seat height
 - Stackable and portable
 - Contoured two-piece seat/seat back design
 - Pairs with Portable Utility and Cafe Tables
- PRODUCT NO.: CSTACK



Barstool

SPECIFICATIONS

- ¾" #9 expanded metal contour seat
 - 30" seat height and 18" seat width
 - Portable
 - Pairs with Bar Height Pedestal Cafe Table (T36CAFE)
- PRODUCT NO.: BARSTOOL



B4WBMODSWING

Bench Swing

SPECIFICATIONS

- Heavy-duty 2 ¾" powder coated frame
- ¾" #9 expanded metal
- Includes uncoated galvanized swing chain
- In-ground mount
- Contoured back with armrests

PRODUCT NO.	LENGTHS (#)
B#WBMODSWING	4', 6'



Shaded Bench

SPECIFICATIONS

- 8' Regal bench with 12.5' x 8' shade
 - Includes Glide Elbow™ fabric release mechanism
 - Only available as in-ground mount
- PRODUCT NO.: BRU120808IG



Bench Accessories



Mounting Cover Set

SMALL_SURF_CVR_SET

- 2 ¾" diameter
- Hides mounting plates
- Sold as a set of two
- Two-piece design for ease of installation
- Powder coat finish



Sleep Inhibitor for Seats

SLEEPSEAT

- Inhibits sleeping on table or bench seats
- Attaches to middle of seat



Integrated Bench Shade

STS765BA

- Attaches to Standard Benches with Backs
- Available only for benches that are in-ground or surface mount
- Features commercial-grade fabric and black powder coat frame



Freestanding Bench Shade

6' BENCH | STS765IG OR STS765SM

8' BENCH | STS785IG OR STS785SM

- Available widths for 6' or 8' bench designs
- In-ground (IG) or surface (SM) mounting
- Features commercial-grade fabric and powder coat frame



Essentials Site Accessories COLLECTION

a traditionally designed line of essential site accessories

35 Bike Racks 36 Bike Rack Shelters 38 Trash Receptacles
40 Planter and Grills 41 Bollards & Solar Amenities

Qualifying Products Available for Quick Ship



Cyclist Bike Rack

Accommodates 2 bikes
PRODUCT NO.: CYCLIST



Slope Bike Rack

Accommodates 2 bikes
PRODUCT NO.: SLOPE



Horse Shoe Bike Rack

Accommodates 2 bikes
PRODUCT NO.: HORSESHOE



Ring Bike Bollard

Accommodates 2 bikes
PRODUCT NO.: RINGBOLLARD




Bike Loop Rack

Accommodates 2 bikes
PRODUCT NO.: T-BIKELOOP



Post Bike Bollard

Accommodates 2 bikes
PRODUCT NO.: BIKEPOST



MSBR3-SM

Wave Bike Rack

Options for 5, 7, 11, or 13 bikes

BIKE COUNT	WAVE COUNT	PRODUCT NO.
5	2	MSBR2
7	3	MSBR3
11	5	MSBR5
13	6	MSBR6

Mounting
Surface Mount (-SM)
In-Ground Mount (-ING)

Finish
Powder Coated Finish



NEW!

10.5' x 10' All-Steel Bike Shelter

SPECIFICATIONS

- Cantilevered design maximizes usable space by eliminating obstructive supports, allowing for easy access to bike racks
- Extended roof shields bikes and riders from rain, sun, and snow
- Available with 3 Horse Shoe Bike Racks that provide a designated and secure area for locking bikes
- Available without bike racks for installation over existing bike racks

VERSION	PRODUCT NO.
With Bike Racks	BRS-0001
Without Bike Racks	BSO-0008XX



NEW!

10.5' x 15' All-Steel Bike Shelter

SPECIFICATIONS

- Cantilevered design maximizes usable space by eliminating obstructive supports, allowing for easy access to bike racks
- Extended roof shields bikes and riders from rain, sun, and snow
- Available with 4 Horse Shoe Bike Racks that provide a designated and secure area for locking bikes
- Available without bike racks for installation over existing bike racks

VERSION	PRODUCT NO.
With Bike Racks	BRS-0002
Without Bike Racks	BSO-0009XX




NEW!

10.5' x 30' All-Steel Bike Shelter

SPECIFICATIONS

- Cantilevered design maximizes usable space by eliminating obstructive supports, allowing for easy access to bike racks
- Extended roof shields bikes and riders from rain, sun, and snow
- Available with 8 Horse Shoe Bike Racks that provide a designated and secure area for locking bikes
- Available without bike racks for installation over existing bike racks

VERSION	PRODUCT NO.
With Bike Racks	BRS-0003
Without Bike Racks	BSO-0010XX



NEW!

Fabric Top Bike Shelter

SPECIFICATIONS

- Cantilevered design maximizes usable space by eliminating obstructive supports, allowing for easy access to bike racks
- Available with Horse Shoe Bike Racks that provide a designated and secure area for locking bikes
- Available without bike racks for installation over existing bike racks

VERSION	SIZE	PRODUCT NO.	RACK QUANTITY
With Bike Racks	10' x 10' x 8'	BAC101008SN	3
	15' x 10' x 8'	BAC151008SN	5
	30' x 10' x 8'	BAC301008SN	10
Without Bike Racks	10' x 10' x 8'	AC101008SN	N/A
	15' x 10' x 8'	AC151008SN	N/A
	30' x 10' x 8'	AC301008SN	N/A


Ask Your
Representative to
See Color Options




TR32PERF

Standard Trash Receptacle

SPECIFICATIONS

- 32 and 55 gallon options available
- Lid and liner sold separately

METAL DESIGN	PRODUCT NO.	CAPACITY
Regal 	TR##	32, 55
Perforated	TR32PERF	32
Classic	TR32CLASSIC	32



Vertical Strap Trash Receptacle

SPECIFICATIONS

- 32 gallon
- Vertical ribbed steel design
- Lid and liner included
- Powder coated finish

PRODUCT NO.: TR32SLAT



Crown Trash Receptacle

SPECIFICATIONS

- 36 gallon
- Vertical ribbed steel design with flared top
- Flat top lid and liner included

PRODUCT NO.: TR32CROWN



Horizontal Strap Trash Receptacle

SPECIFICATIONS

- 32 gallon
- Horizontal ribbed steel design
- Lid and liner sold separately

PRODUCT NO.: TR32HORZ



Metro Trash Receptacle

SPECIFICATIONS

- 36 gallon
- Vertical ribbed steel design with flared top
- Hinged side door for easy liner removal
- Flat top lid and liner included

PRODUCT NO.: TR32METRO

Trash Receptacle Accessories



Plastic Dome Top

DOME32-#

- Fits 32 gallon receptacles
- Available in black
- Made from heavy-duty plastic
- Cable attachment sold separately
- Features self-closing door to trap odor and deflect rain, debris, and pests



Steel Dome Top

DOME32S

- Fits 32 gallon receptacles
- Textured polyethylene or thermoplastic finish
- Cable attachment sold separately
- Features galvanized, self-closing door to trap odor and deflect rain, debris, and pests



Flat Top

- Fits 32 and 55 gallon receptacles
- 8" and 14" top opening available
- Textured polyethylene or thermoplastic finish

GALLON	OPENING	PRODUCT NO.
32	8"	FLATTOP32
32	14"	FLATTOP32-14
55	8"	FLATTOP55



Flat Top with Rain Bonnet

FLATTOP32RB-HW

- Fits 32 gallon receptacles
- Textured polyethylene or thermoplastic finish
- 8" standard diameter opening (shown); 14" also available
- Features bonnet to deflect rain and debris



Flat Top with Ash Bonnet

FLATTOP32AB-HW

- Fits 32 gallon receptacles
- Textured polyethylene or thermoplastic finish
- 8" standard diameter opening (shown); 14" also available
- Features sand tray for ashes

Plastic Liner

32 GALLON | LINER32 
55 GALLON | LINER55

- 55 gallon option available in gray
- 32 gallon option available in black
- Made from heavy-duty plastic



Cable Attachment

CABLE

- Order with trash receptacle top to keep top secured to trash receptacle
- 18" long
- Made from 3/32" diameter braided cable



Surface Mounting Kit

TR-SM-HW

- Includes hardware
- Powder coated



In-Ground Mounting Kit


TR-ING-HW

- Includes hardware
- Powder coated





Product Video
Available
PAGE 4


Mounting Options
Sold Separately
PAGE 39


Personalize Your
Product
PAGE 4


Metal Design
Options
PAGE 72


View in 360°
& Apply Colors
PAGE 2



Planter

SPECIFICATIONS

- 24" wide x 18" high
 - Expanded metal design
 - Liner (Product No. 01-05-0212) sold separately
 - Portable and/or surface mount
 - Textured polyethylene or thermoplastic coated
- PRODUCT NO.: PLANTER-24IN



Rotates 360°

Rotating Grill

SPECIFICATIONS

- 20" wide x 15" deep x 10" high firebox
 - 300 square inches of cooking space
 - Rotates 360°
 - 4-level adjustable cooking grate has cooling coil handles
 - Durable rust resistant, high temp, black powder coated firebox
 - Galvanized, in-ground mount post
- PRODUCT NO.: GPS20



Campfire Grill

SPECIFICATIONS

- 28" wide x 39" deep x 8" high firebox
 - 532 square inches of cooking space per grill (1064 sq. in. total)
 - Cooling coil handles
 - Durable rust resistant, high temp, black powder coated firebox
 - In-ground or surface mounting (-SM) available
- PRODUCT NO.: GPS27D



BOLLARD8SM



BOLLARD8ZS

Bollard

SPECIFICATIONS

- 8" diameter and 48" height
- Powder coated finish
- Add SM (surface mount) or S (in-ground mount) to end of product number

DESIGN	PRODUCT NO.
Standard	BOLLARD8
Zion	BOLLARD8Z



Solar Charging Pole

SPECIFICATIONS

- 30" round table
 - Reflective lettering
 - 4 dual 3.0 rapid-charge USB ports
 - Dedicated mobility device access port
 - 1-year limited warranty
 - Care kit (extra fuse, touch-up paint, and security screw bit)
- PRODUCT NO.: SOLARCHARGPOLE



Solar Bench

SPECIFICATIONS

- 6' Horizontal Slat Casino Bench Base
 - 2 Dual 2.0 Rapid-Charge USB ports
 - 1-year limited warranty
 - Care kit (extra fuse, touch-up paint, and security screw bit)
- PRODUCT NO.: SOLARCHARGEBENCH



Shaded Solar Bench

SPECIFICATIONS

- Perforated with textured polyethylene or thermoplastic canopy and bench
 - Powder coated frame
 - Surface mount
 - 60-Watt polycrystalline solar panel
 - 2 dual 3.0 rapid-charge USB ports
 - Wet and over-temperature protection
- PRODUCT NO.: SOLARBENCHSHADE



Product Video
Available
PAGE 4



Early Childhood COLLECTION

Child-Sized Benches & Tables



Portable Children's Bench

- 14" seat height
- Available for Standard Benches With or Without Backs
- Add "-ELEM" to end of qualifying product number



Portable Children's Table

- 14" seat height
- Available for Standard Rectangular, Square, Octagon, or Round Portable Tables
- Add "-ELEM" to end of qualifying product number

Buddy Benches

Our Buddy Benches are an industry favorite — and for a good reason. Buddy Benches are an ideal solution to combat loneliness and help foster friendships anywhere you can put them.

Bench Options

Bench options include most benches from our Essentials Bench Collection.



Design Options

Choose from our standard designs below and opt for a colored backing plate for a small upcharge.

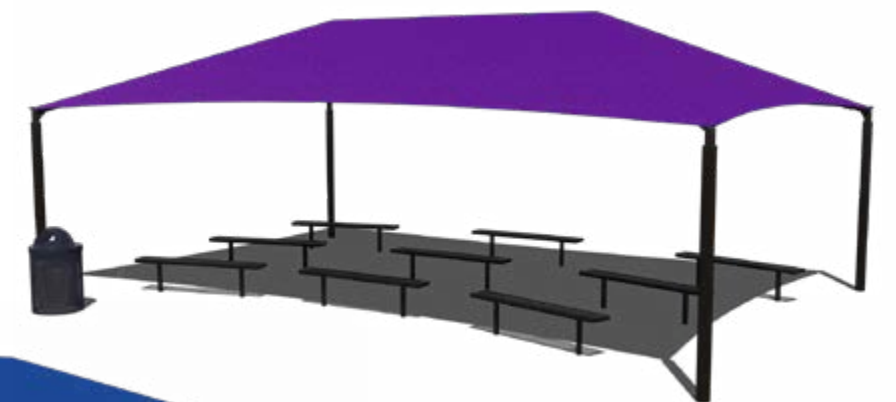
BUDDY BENCH Standard



Outdoor Classrooms

Outdoor Classroom with Benches

- 30' x 20' Hip Shade
- 6' Basic UltraLeisure® Standard Bench without Back, Quantity of 9
- 32 Gallon Regal Standard Trash Receptacle



Outdoor Classroom with Tables

- 30' x 20' Hip Shade
- 6' Basic UltraLeisure® Rectangular Portable Table, Quantity of 6
- 32 Gallon Regal Standard Trash Receptacle





Recycled COLLECTION

a collection of benches, tables, and trash receptacles made from eco-friendly materials

45 Benches 46 Tables 47 Trash Receptacles



Contour Bench

SPECIFICATIONS

- 6' or 8' length
- Cedar or gray 2" x 4" Resinwood slats
- Heavy duty, powder coated steel frames
- Stainless steel hardware
- In-ground or surface mount frame
- Add (ING) at end of product number for in-ground mount

PRODUCT NO.	LENGTHS (#)
PB#BFCON 	6', 8'



PB6BFCONING

Comfort Park Avenue Bench

SPECIFICATIONS

- 6' or 8' length
- Cedar or gray 2" x 4" Resinwood slats
- Black recycled plastic base
- Stainless steel hardware
- Surface mount frame

PRODUCT NO.	LENGTHS (#)
PB#CPAE 	6', 8'




PB6CPAE

Newport Bench

SPECIFICATIONS

- 6' or 8' length
- Cedar or gray 2" x 4" slats and 2" x 6" bullnosed slats
- Stainless steel hardware
- In-ground or surface mount frame

PRODUCT NO.	LENGTHS (#)
PB#NEW 	6', 8'



PB6NEW



360°
View in 360°
& Apply Colors
PAGE 2



Park Place Standard & Accessible Portable Table

SPECIFICATIONS

- 6' or 8' length
- Cedar or gray 2" x 10" Resinwood slats
- Black recycled plastic contoured bases
- Stainless steel hardware
- Add ADA to end of product number (6' only)

PRODUCT NO.	LENGTHS (#)
PB#PARKP 	6', 8'

Hex Standard & Accessible Portable Table

SPECIFICATIONS

- 6' length
- Cedar or gray Resinwood slats
- Black recycled plastic base
- Stainless steel hardware
- Includes umbrella hole
- Add ADA to end of product number

PRODUCT NO.	LENGTH
PB6HEX 	6'

A-Frame Standard & Accessible Portable Table

SPECIFICATIONS

- 6' or 8' length
- Cedar or gray Resinwood slats
- Black recycled plastic base
- Stainless steel hardware
- Add ADA to end of product number (6' only)

PRODUCT NO.	LENGTHS (#)
PBAPIC#	6', 8'



Round Recycled Trash Receptacle

SPECIFICATIONS

- 32 gallon
- Cedar or gray 1" x 4" Resinwood slats
- Maintenance-free molded plastic rings
- Includes heavy-duty zinc-coated hardware
- Removable plastic top provides access to liner
- Liner sold separately

PRODUCT NO.: PB32R



Square Recycled Trash Receptacle

SPECIFICATIONS

- 32 gallon
- Cedar or gray 1" x 4" Resinwood slats
- Maintenance-free molded plastic rings
- Includes heavy-duty zinc-coated hardware
- Removable plastic top provides access to liner
- Liner sold separately

PRODUCT NO.: PB32S


View in 360°
& Apply Colors
PAGE 2



Uptown COLLECTION

a premium collection of modern benches, tables,
and trash receptacles

49 Zion & Rainier 50 Biscayne 51 Acadia 52 Bryce
53 Cascades 54 Gateway 55 Samoa & Arches




Zion Bench with Back

SPECIFICATIONS

- 6' length
- Powder coated finish
- Legs are made from 3/4" laser cut steel plate
- Fully welded
- Combined portable/surface mount frame

ARMRESTS	PRODUCT NO.
No Armrests	B6WBZI
Side Armrests	B6WBZI-ARM
Side and Center Armrests	B6WBZI-ARM-CENTER



Zion Bench without Back

SPECIFICATIONS

- 6' length
- Powder coated finish
- Legs are made from 3/4" laser cut steel plate
- Fully welded
- Combined portable/surface mount frame

ARMRESTS	PRODUCT NO.
No Armrests	B6ZI
Side Armrests	B6ZI-ARM




Zion Trash Receptacle

SPECIFICATIONS

- 36 gallon capacity
- Powder coated finish
- Features 1 1/2" x 1/4" flat steel strips
- Lid and liner included

LID STYLE	PRODUCT NO.
Flat Top	TR36ZI-FLATTOP
Ash Bonnet	TR36ZI-FLATTOPAB
Rain Bonnet	TR36ZI-FLATTOPRB



Rainier Bench with Back

SPECIFICATIONS

- 6' or 8' lengths available
 - Combined portable/surface mount frame with pre-drilled surface mount holes
 - Powder coated steel with cast aluminum frame
 - Fully welded
- PRODUCT NO.: B#WBRN





B6WBBC

Biscayne Bench with Back

SPECIFICATIONS

- 4', 6', or 8' lengths available
- Features 1 ½" square tubing
- Combined portable/surface mount frame
- Powder coated finish
- Ships fully assembled
- Fully welded

PRODUCT NO.: B#WBBC



B6BC

Biscayne Bench without Back

SPECIFICATIONS

- 4', 6', or 8' lengths available
- Features 1 ½" square tubing
- Combined portable/surface mount frame
- Powder coated finish
- Ships fully assembled
- Fully welded

PRODUCT NO.: B#BC



TS36BC-CBC-SET

Biscayne Patio Table and Chair Set

SPECIFICATIONS

- Includes one solid top pedestal table and four portable chairs
- Powder coated finish
- Chairs feature both 1 ½" and 1" square tubing
- Pre-drilled surface mount holes

PRODUCT NO.: TS36BC-CBC-SET



B8WBBCGSM

Biscayne Geometric Bench with Back

SPECIFICATIONS

- 8' length
- Features 4" square tubing supports
- Add SM (surface mount) or S (in-ground mount) to end of product number
- Powder coated finish

PRODUCT NO.: B8WBBCG



B8BCGSM

Biscayne Geometric Bench without Back

SPECIFICATIONS

- 8' length
- Features 4" square tubing supports
- Add SM (surface mount) or S (in-ground mount) to end of product number
- Powder coated finish

PRODUCT NO.: B8BCG



TR32BC-FLATTOPAB

Biscayne Trash Receptacle

SPECIFICATIONS

- 32 gallon capacity
- Powder coated finish
- Optional second powder coated backing color
- 1" square tubing
- Lid and liner are included
- Portable with mounting kit sold separately

LID STYLE	PRODUCT NO.
Flat Top	TR32BC-FLATTOP
Ash Bonnet	TR32BC-FLATTOPAB
Rain Bonnet	TR32BC-FLATTOPRB



TS36AC

Acadia Portable Table

SPECIFICATIONS

- Powder coated frame, table top, and seats
- Pre-drilled surface mount holes
- 36" solid top
- Features standard umbrella hole

PRODUCT NO.: TS36AC



B6WBAC

Acadia Bench with Back

SPECIFICATIONS

- 4' or 6' lengths available
- Powder coated finish
- Heavy-duty 2 ¾" powder coated frame
- Fully welded
- Add SM (surface mount) or S (in-ground mount) to end of product number

PRODUCT NO.: B#WBAC



Acadia Bench without Back

- SPECIFICATIONS**
- 4' or 6' lengths available
 - Powder coated finish
 - Heavy-duty 2 3/8" powder coated frame
 - Fully welded
 - Add SM (surface mount) or S (in-ground mount) to end of product number
- PRODUCT NO.: B#AC



Bryce Steel Bench with Back

- SPECIFICATIONS**
- 4', 6', or 8' lengths available
 - Features 1/4" x 5" powder coated steel planking
 - Features 3/4" powder coated steel plate legs reinforced with 1/4" thick support bars
 - Combined portable/surface mount frame with tabs
- PRODUCT NO.: B#WBBY-ST



Bryce Steel Bench without Back

- SPECIFICATIONS**
- Features 1/4" x 5" powder coated steel planking
 - Features 3/4" powder coated steel plate legs reinforced with 1/4" thick support bars
 - Combined portable/surface mount frame with tabs
 - Available with or without armrests

ARMRESTS	LENGTH (#)	PRODUCT NO.
No Armrests	4', 6', 8'	B#BY-ST
Side Armrests	4', 6', 8'	B#BY-ST-ARM



Bryce Ipe Bench with Back

- SPECIFICATIONS**
- 4', 6', or 8' lengths available
 - Features 1 1/4" x 6", stained Ipe wood planking
 - Planks and are cut to length and predrilled
 - Planks are sealed on each end to prevent splitting
 - Features 3/4" powder coated steel plate legs reinforced with 1/4" thick support bars
 - Combined portable/surface mount frame with tabs
- PRODUCT NO.: B#WBBY-IP



Bryce Ipe Bench without Back

- SPECIFICATIONS**
- Features 1 1/4" x 6", stained Ipe wood planking
 - Planks and are cut to length and predrilled
 - Planks are sealed on each end to prevent splitting
 - Features 3/4" powder coated steel plate legs reinforced with 1/4" thick support bars
 - Combined portable/surface mount frame with tabs
 - Available with or without armrests

ARMRESTS	LENGTH	PRODUCT NO.
No Armrests	4', 6', 8'	B#BY-IP
Side Armrests	4', 6', 8'	B#BY-IP-ARM



Cascades Bench with Back

- SPECIFICATIONS**
- 6' or 8' lengths available
 - Recycled planking in your choice of four colors
 - 1 1/2" thick cast aluminum frame with textured polyethylene finish
 - Stainless steel hardware
 - Combined portable/surface mount frame
- PRODUCT NO.: B#WBCC-RC



Cascades Bench without Back

- SPECIFICATIONS**
- 6' or 8' lengths available
 - Recycled planking in your choice of four colors
 - 1 1/2" thick cast aluminum frame with textured polyethylene finish
 - Stainless steel hardware
 - Combined portable/surface mount frame
- PRODUCT NO.: B#CC-RC



Cascades Trash Receptacle

- SPECIFICATIONS**
- 32 gallon capacity
 - 2" x 4" recycled plastic planks in your choice of four colors
 - Lid and liner are included
 - Portable with mounting kit sold separately

LID STYLE	PRODUCT NO.
Flat Top	TR32CC-FLATTOP
Ash Bonnet	TR32CC-FLATTOPAB
Rain Bonnet	TR32CC-FLATTOPRB




Gateway Steel Bench with Back

- SPECIFICATIONS**
- Powder coated finish
 - Cast aluminum frame with metal slats
 - Available in horizontal or vertical metal slats
 - Combined portable/surface mount frame

SLAT DESIGN	PRODUCT NO.	LENGTH (#)
Horizontal	B#WBGW-ST-H	4', 6'
Vertical	B#WBGW-ST-V	4', 6'


Gateway Steel Bench without Back

- SPECIFICATIONS**
- 4' or 6' lengths available
 - Powder coated finish
 - Cast aluminum frame with metal slats
 - Combined portable/surface mount frame
- PRODUCT NO.: B#GW-ST-V



Gateway Recycled Bench with Back

- SPECIFICATIONS**
- 4' or 6' lengths available
 - 2" x 4" recycled planking in your choice of four colors
 - Powder coated cast aluminum frame
 - Combined portable/surface mount frame
- PRODUCT NO.: B#WBGW-RC



Gateway Recycled Bench without Back

- SPECIFICATIONS**
- 4' or 6' lengths available
 - 2" x 4" recycled planking in your choice of four colors
 - Powder coated cast aluminum frame
 - Combined portable/surface mount frame
 - Available in 4' and 6' lengths
- PRODUCT NO.: B#GW-RC

Samoa Bench with Back

- SPECIFICATIONS**
- 6' length
 - 2" x 2" square tube frame
 - Combined portable/surface mount frame with pre-drilled surface mount holes
 - Powder coated steel
- PRODUCT NO.: B6WBSA



Arches Steel Bench with Back

- SPECIFICATIONS**
- 6' length
 - Powder coated 3" square tubing legs and steel slats
 - Replace # in product number with SM (surface) or S (in-ground mount)
- PRODUCT NO.: B6WBAR#-ST

Arches Steel Bench without Back

- SPECIFICATIONS**
- 6' length
 - Powder coated 3" square tubing legs and steel slats
 - Replace # in product number with SM (surface) or S (in-ground mount)
- PRODUCT NO.: B6AR#-ST



Arches Steel Cantilever Bench

- SPECIFICATIONS**
- 6' length
 - T-cantilever design
 - Features powder coated 4" steel tubing frame and steel slats
 - Add SM (surface) or S (in-ground mount) after "AR" in product number
- PRODUCT NO.: B6AR#-ST-CANT



B6WBARSM-RC

Arches Recycled Bench with Back

SPECIFICATIONS

- 6' length
- Powder coated 3" square tubing legs
- Recycled planking in your choice of four colors
- Replace # in product number with SM (surface) or S (in-ground mount)

PRODUCT NO.: B6WBAR#-RC



B6ARSM-RC

Arches Recycled Bench without Back

SPECIFICATIONS

- 6' length
- Powder coated 3" square tubing legs
- Recycled planking in your choice of four colors
- Replace # in product number with SM (surface) or S (in-ground mount)

PRODUCT NO.: B6AR#-RC



B4ARSM-RC-CANT

Arches Recycled Cantilever Bench

SPECIFICATIONS

- 4' length
- Cantilever design
- Features 4" steel tubing powder coated frame
- Features recycled planking and metal accent tubes
- Add SM (surface) or S (in-ground mount) after "AR" in product number

PRODUCT NO.: B4AR#-RC-CANT



T6ARS-ST-CANT

Arches Steel Cantilever Table

SPECIFICATIONS

- Cantilever design
- 6' table with 4' bench seats
- Features powder coated 4" steel tubing frame and steel slats
- Replace # in product number with SM (surface) or S (in-ground mount)

PRODUCT NO.: T6AR#-ST-CANT



T6ARS-RC-CANT

Arches Recycled Cantilever Table

SPECIFICATIONS

- Cantilever design
- 6' table with 4' bench seats
- Features 4" steel tubing powder coated frame
- Recycled planking in your choice of four colors
- Features metal accent tubes
- Replace # in product number with SM (surface) or S (in-ground mount)

PRODUCT NO.: T6AR#-RC-CANT



T6ARPEDSM-ST

Arches Steel Pedestal Table

SPECIFICATIONS

- 6' table with 6' bench seats
- Features powder coated 4" steel tubing frame and steel slats
- Replace # in product number with SM (surface) or S (in-ground mount)

PRODUCT NO.: T6ARPED#-ST



T6ARPEDSM-RC

Arches Recycled Pedestal Table

SPECIFICATIONS

- 6' table with 6' bench seats
- Heavy-duty 2 3/8" powder coated frames
- 2" x 4" recycled planking in your choice of four colors
- Replace # in product number with SM (surface) or S (in-ground mount)

PRODUCT NO.: T6ARPED#-RC



TR32AR-FLATTOPAB

Arches Recycled Trash Receptacle

SPECIFICATIONS

- 32 gallon capacity
- 2" x 4" recycled plastic planks in your choice of four colors with metal accent tubes
- Lid and liner are included
- Portable with mounting kit sold separately

LID STYLE	PRODUCT NO.
Flat Top	TR32AR-FLATTOP
Ash Bonnet	TR32AR-FLATTOPAB
Rain Bonnet	TR32AR-FLATTOPRB



Aluminum Bleacher COLLECTION

high-quality aluminum bleachers for nearly every capacity



BL315LRDBL

Low Rise Bleacher

SPECIFICATIONS

- 6" vertical rise per row and 24" tread depth between seats
- Row one seat is approximately 11 1/2" in height
- Capacity between 30 to 80 spectators based on selections
- Features 2" x 12" clear anodized seat planks
- Single foot planks

ROW AMOUNT	PRODUCT NO.	LENGTHS (#)
3	BL3XXLR	15', 21', 24'
4	BL4XXLR	15', 21', 24'
5	BL5XXLR	15', 21', 24'



BL29TNR

Tip and Roll Bleacher

SPECIFICATIONS

- Tip and roll away for easy storage
- Feature swivel casters and non-marring rubber foot pads
- 6" vertical rise per row and 24" tread depth between seats
- Row one seat is approximately 16" in height
- Capacity between 10 to 48 spectators based on selections
- Features 2" x 10" clear anodized seat planks
- Choose between single or double 2" x 10" foot planks

ROW AMOUNT	PRODUCT NO.	LENGTHS (#)
3	BL3XXTNR	7' 6", 9', 12', 15', 21', 24'



BL37.5NE

Non-Elevated Bleacher

SPECIFICATIONS

- 6" vertical rise per row on 3 row option and 8" on 5 row and above
- Row one seat is approximately 17" in height
- Capacity between 15 to 200 spectators based on selections
- Features 2" x 10" clear anodized seat planks
- Single foot planks

ROW AMOUNT	PRODUCT NO.	LENGTHS (XX)
3	BL3XXNE	7.5', 12', 15', 21', 24', 27'
5	BL5XXNE	15', 21', 24', 27', 30'
8	BL8XXNE	15', 21', 24', 27', 30'
10	BL10XXNE	15', 21', 24', 27', 30'



Offering Shades to Accommodate a
Variety of Standard Bleacher Sizes

3, 4, 5, 10 Rows
7.5', 9', 15', 21', 27' Lengths

[LEARN MORE AT SRPSHADE.COM](https://www.srpshade.com)





Dog Park COLLECTION

a complete collection of dog park amenities

62 Benches 63 Trash Receptacles, Drinking Fountains, & Pet Stations
64 Agility Equipment & Packages



Fetching More Fun

Experience the joy of worry-free dog park ownership with our low-maintenance dog park equipment. Create a welcoming and enjoyable space for dogs and their owners that lasts, with minimal effort required.

All Your Dog Park Equipment in One Place



Furniture



Accessories



Agility Equipment

Why You'll Like Us



Natural Look, Virtually No Maintenance

Offers the look and feel of wood without the unwanted maintenance.



Certified Green

Our support posts and decking material are certified green through our lumber supplier.



Easy to Clean & Maintain

Our dog park products clean easily with a light power wash.



Meets USGBC LEED Requirements

Our support posts and decking material meet criteria for LEED requirements.



Standard Dog Park Bench

- SPECIFICATIONS**
- 6' bench
 - 2 3/8" powder coated frame
 - Add P (portable), SM (surface mount), or S (in-ground mount) to end of product number
 - 12" seat width and 17" seat height
- PRODUCT NO.: B6WBUL



Classic Dog Park Bench

- SPECIFICATIONS**
- 6' bench
 - Cast aluminum, powder coated frames
 - Portable with pre-drilled holes for optional surface mounting
 - Contoured back
 - 16 1/2" seat height
 - Classic wave design
- PRODUCT NO.: B6WBCLASSIC

Classic Wingline Dog Park Bench

- SPECIFICATIONS**
- 6' bench
 - Heavy-duty 2 3/8" powder coated frames
 - Add P (portable), SM (surface mount), or S (in-ground mount) to end of product number
 - Contoured back with armrests
 - 18" seat height
- PRODUCT NO.: B6WBCLASSICWINGLINE

Choose Paws or Bone Design

 OR 



Dog Park Trash Receptacle

- SPECIFICATIONS**
- 32 gallon
 - Lid and liner sold separately
 - Surface and in-ground mount options sold separately

METAL DESIGN	PRODUCT NO.
Regal	TR32
Perforated	TR32PERF
Classic	TR32CLASSIC



Dog Park Drinking Fountains

- PET AND OWNER | BSW-0007XX
- Stainless steel
 - Meets ADA requirements
 - For both humans and pets

- PET ONLY | BSW-0010XX
- Stainless steel
 - Push-button mechanism
 - Anti-rotation non-squirt bubbler



Leash Holder

PRODUCT NO.: RECF0022XX
Weight: 70 lbs.



Pet Wash Station

- SPECIFICATIONS**
- Stainless steel with green powder coat
 - Resistant to sunlight, heat, and moisture
 - Surface mount
 - Hooks to external hose
- PRODUCT NO.: BSW-0011XX



Pet Waste Station

- SPECIFICATIONS**
- Features "Pet Waste" sign
 - Available only in green
 - Includes sign, bag dispenser box with key, 2 rolls of bags, 10 gallon waste receptacle, 1 box of liner trash bags, mounting hardware, and mounting post
- PRODUCT NO.: BSO-0003



Over and Under
Model: RECF0012XX




Through the Target
Model: RECF0006XX




Jump Through
Model: RECF0014XX



High Jump
Model: RECF0011XX




Nice Turn
Model: RECF0013XX




Dog Log
Model: RECF0008XX



Home Sweet Home
Model: RECF0010XX



Through the Tunnel
Model: RECF0004XX



Limbone, Anyone?
Model: RECF0003XX



Let's Rest
Model: RECF0009XX



Climb and Sit
Model: RECF0002XX



Step Up
Model: RECF0005XX



Walk the Plank
Model: RECF0015XX



Camel Hump Climber
Model: RECF0001XX



Hurdle Jump Set
Model: RECF0007XX
Set of 4



Puppy Paradise

- FEATURES**
- Beginner course
 - Discounted package pricing
 - 32' x 37' recommended area
 - Package includes Jump Through, Stepping Up, Let's Rest, Camel Hump Climber, Home Sweet Home, and Nice Turn
- Model: RECF0018XX



Pawsitively Playful

- FEATURES**
- Small area course
 - Discounted package pricing
 - 30' x 27' recommended area
 - Package includes Jump Through, Stepping Up, Home Sweet Home, and Nice Turn
- Model: RECF0019XX



Dog's Best Friend

- FEATURES**
- Intermediate course
 - Discounted package pricing
 - 28' x 33' recommended area
 - Package includes Dog Log, Jump Through, Home Sweet Home, High Jump, Stepping Up, and Climb and Sit
- Model: RECF0017XX



Beggin' For More

- FEATURES**
- Large area course
 - 35' x 64' recommended area
 - Package includes Camel Hump Climber, Through the Tunnel, Home Sweet Home, Dog Log, Jump Through, Let's Rest, Walk the Plank, High Jump, Stepping Up, and Over and Under
- Model: RECF0020XX



Master Companion

- FEATURES**
- Advanced course
 - Discounted package pricing
 - 44' x 34' recommended area
 - Package includes Through the Target, Dog Log, Walk the Plank, Limbone Anyone, Over and Under, and Home Sweet Home
- Model: RECF0016XX

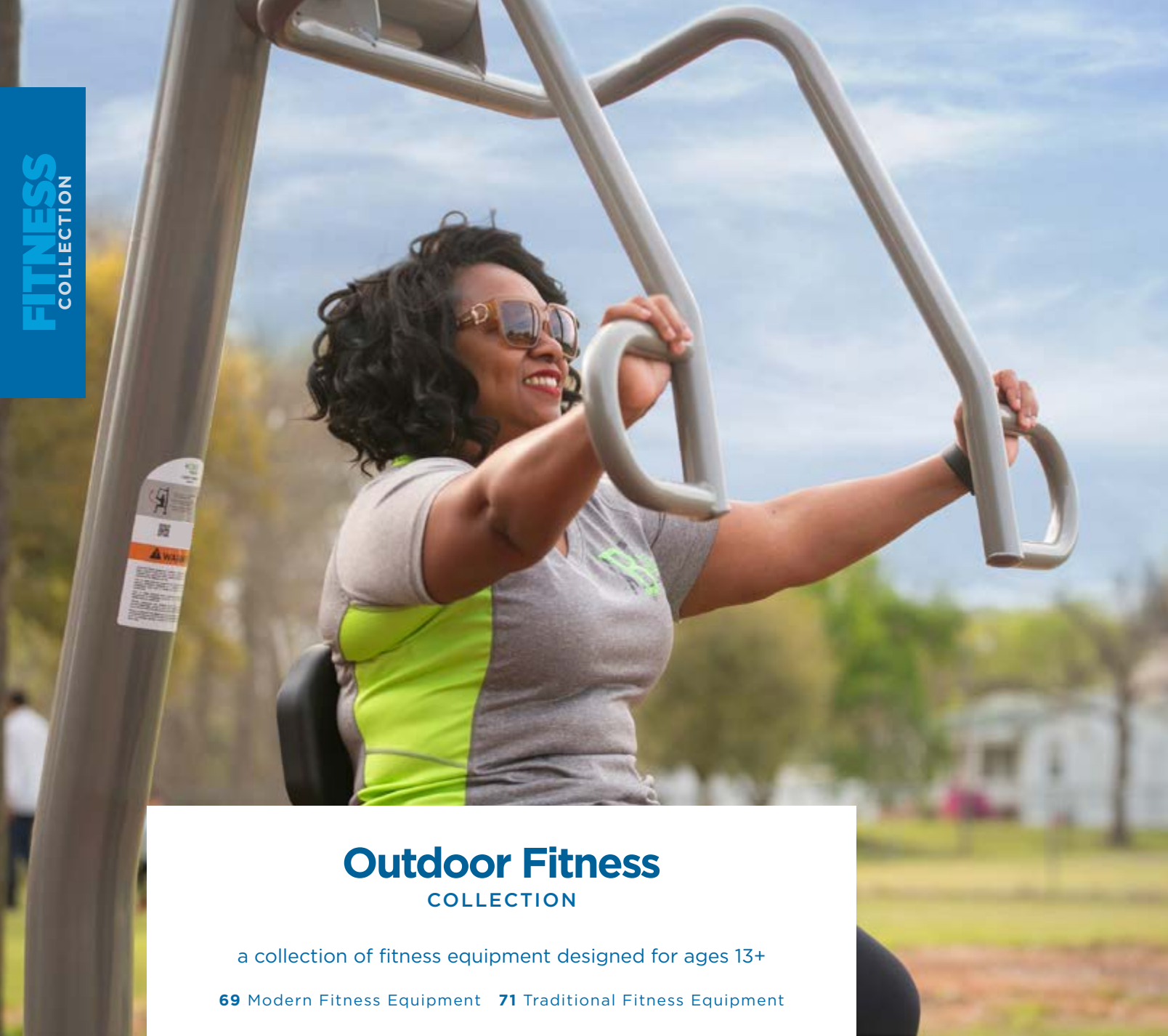


Best in Show

- FEATURES**
- Everything course
 - 51' x 52' recommended area
 - Package includes all dog play products except Hurdle Jump and Leash Holder
- Model: RECF0021XX




Ask Your
Representative to
See Color Options



Outdoor Fitness COLLECTION

a collection of fitness equipment designed for ages 13+

69 Modern Fitness Equipment 71 Traditional Fitness Equipment



Lat Pull Down

Instructional sticker included
In-Ground: UP165S
Surface Mount: UP165SM



Accessible Lat Pull Down

Instructional sticker included
In-Ground: UP180S
Surface Mount: UP180SM



Captain's Chair

Instructional sticker included
In-Ground: UP167S
Surface Mount: UP167SM



Leg Press

Instructional sticker included
In-Ground: UP170S
Surface: UP170SM



Cardio Walker

Instructional sticker included
In-Ground: UP164S
Surface Mount: UP164SM



Hand Cycle

Instructional sticker included
In-Ground: UP216S
Surface Mount: UP216SM



Accessible ADA Hand Cycle

Instructional sticker included
In-Ground: UP217S
Surface Mount: UP217SM



Chest Press

Instructional sticker included
In-Ground: UP166S
Surface: UP166SM



Accessible Chest Press

Instructional sticker included
In-Ground: UP179S
Surface: UP179SM



Sit-Up/Back Extension

Instructional sticker included
In-Ground: UP168S
Surface: UP168SM



Cross Training Trapeze Rack

Model: UP231
Instructional sticker included



9' Adult Climbing Wall

Model: UP233
Instructional sticker included



Instructional
Sign with Post
& Instructional
Sticker

 **Warning!** Safety surfacing required for outdoor fitness equipment per ASTM F1292 and F3101-15.



Recumbent Cycle
Instructional sticker included
In-Ground: UP215S
Surface Mount: UP215SM



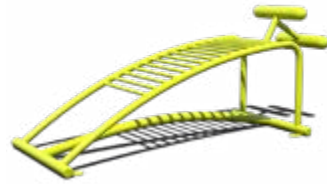
Balance Board Station
Model: UP177
Instructional sign with post included



Push-Up Station
Model: UP224
Instructional sticker included



Horizontal Chin-Up Station
Model: UP183
Instructional sign with post included



Sit-Up Bench
Model: AFT13972XX
Add-On Instructional Sign
Model: 60019457XX
In-Ground Kit Required: FIT14050XX



Beam Jump
Model: 60019405XX
Add-On Instructional Sign
Model: 60019455XX



Stretching Post
Model: 60019404XX
Add-On Instructional Sign
Model: 60019454XX



Spring Up Bars
Model: 60019410XX
Add-On Instructional Sign
Model: 60019460XX



Plyometric Box
Instructional sign included
Multiple heights available
6": UP172 12": UP173
18": UP174 24": UP175



Balance Plank Station
Model: UP176
Instructional sign with post included



Skill Trainer
Model: UP354
Instructional sticker included



Energy & Strength Wheels
Instructional sticker included
In-Ground: UP191S
Surface Mount: UP191SM




Jump Touch Beam
Model: 60019406XX
Add-On Instructional Sign
Model: 60019456XX



Pull Up & Chin Up Bar
Model: 60019403XX
Add-On Instructional Sign
Model: 60019453XX



Pull-Up & Dip Station
Model: AFT14031XX
Add-On Instructional Sign
Model: TFR0588XX
*In-Ground Kit Required:
FIT14050XX*



Parallel Bars
Model: 60019401XX
Add-On Instructional Sign
Model: 60019451XX



Assisted Balance Walk
Model: UP352
Instructional sign with post included



Assisted Step Around
Model: UP355
Instructional sticker included



Assisted Step Trainer
Model: UP353
Instructional sign with post included



Assisted Functional Trainer
Model: UP351
Instructional sign with post included



Instructional Sign with Post & Instructional Sticker



Balance Beam
Model: 60019408XX
Add-On Instructional Sign
Model: 60019458XX



Horizontal Ladder
Model: 60019409XX
Add-On Instructional Sign
Model: 60019459XX



Vertical Ladder
Model: 60019402XX
Add-On Instructional Sign
Model: 60019452XX

**10 Station Course
(Not Pictured)**


Model: 60019400XX

Includes:

- Vertical Ladder
- Beam Jump
- Stretching Post
- Pull Up and Chin Up Bars
- Jump Touch Beam
- Parallel Bars
- Sit-Up Bench
- Spring Up Bars
- Horizontal Ladder
- Balance Beam
- 3 Large Instructional Signs

Color Options

Essentials Collection | Textured Polyethylene (Semi-Gloss)



Essential Collection | Thermoplastic (Glossy)



Powder Coat

Gloss



Matte, Textured, or Metallic



Metal Style Options

Essential Amenities

Regal | RC
¾" #9 expanded metal inside a 2" x 2" iron frame

Perforated | PERF
⅝" diameter punched steel with rolled corners

NEW!
Imperial | RCINNV
½" diameter punched steel inside a 2" x 2" iron frame



Rolled | ROLL
¾" #9 expanded metal with rolled edges

Classic | CLASS
¾" #9 expanded metal inside ribbed steel with rolled edges



Innovated | INNV
⅝" diameter punched steel with round corners



Basic Amenities

UltraLeisure® | UL
¾" #9 expanded metal inside a 1" x 1 ⅞" metal strap frame



Mounting Options



Warranty

Superior Recreational Products (SRP) warrants that its product will be free from defects in materials and workmanship as well as maintain structural integrity for the periods listed below from the date of invoice and once SRP has been paid in full. This warranty is in effect only if the product has been assembled and installed strictly in accordance with the setup instructions provided by SRP, good construction practices, and has been subjected only to normal use and exposure.

- Lifetime* Warranty on Stainless Steel Hardware
- 7-Year Limited Warranty on Textured Polyethylene and Thermoplastic
- 5-Year Limited Warranty on Frames and Powder Coat
- 1-Year Limited warranty on moving parts and materials not covered above

The Limited Warranty excludes abnormal conditions, contingent liability, cosmetic defects such as scratches, dents, marring, stripping, peeling, or fading; damage due to incorrect installation, vandalism, misuse, accident wear and tear from normal use; exposure to extreme weather, immersion in salt or chlorine water, damage due to sand, salt spray, or other abrasive and corrosive material; unauthorized repair or modification, abnormal use, or lack of maintenance. The warranty does not cover damages due to "acts of God" such as hail, flooding, lightning, tornadoes, sand storms, shifts of terrain, earthquakes, mud slides, and windstorms. SRP does not warrant product for defects caused by erection, harsh site conditions, lack of maintenance, and/or other conditions beyond SRP's control. SRP will not be held responsible for any materials that were not properly stored prior to installation. SRP reserves the right to void the limited warranty if it not installed per the installation instructions and/or unauthorized modifications.

In the unlikely event of failure, SRP reserves the right to alter the design, color, or contributing factors to rectify the condition and help prevent any future reoccurrence(s). SRP has the option to repair or replace any defect in materials.

The warranty is void if any changes, modifications, additions, or attachments are made to the product without the written consent of the manufacturer.

SRP excludes any implied warranty of merchantability, fitness, or purpose, and there are no warranties which extend beyond the description of the face hereof. Under no circumstances will SRP be responsible for any indirect, special, consequential, incidental, or liquidated damages due to breach of warranty and such damages are specifically excluded from the warranty.

The owner shall notify SRP with original Sales Order Number issued from SRP to arrange for an inspection within 30 days after discovery of any defect under this warranty and before any alteration or repair is made or attempted. This Limited Warranty shall be null and void if the owner makes any alterations in design.

This warranty is the only express warranty given by the company. No person has authority to change or add to these obligations and liabilities. The company reserves the right to determine whether the fault is caused by faulty workmanship, material, or the part that is defective.

*For the purpose of this warranty, lifetime encompasses no specific term of years, but rather that seller warrants to its original customer for as long as the original customer owns the product and uses the product for its intended purpose that the product and all parts will be free from defects in materials and manufacturing workmanship. This warranty does not cover damage caused by vandalism, misuse or abuse, altered or modified parts, or cosmetic damage such as scratches, dents, or fading or weathering and normal wear and tear. This warranty is valid only if the structures are installed in conformity with instructions provided by Superior Recreational Products using approved Superior Recreational Products parts. Superior Recreational Products will deliver the repaired or replacement part or parts to the site free of charge, but will not be responsible for labor or the labor costs of replacement. Warranty claims must be filed within the applicable warranty period and accompanied by a sales order or invoice number.



221 CABLE INDUSTRIAL WAY
CARROLLTON, GA 30117

SALES@KORKAT.COM

1-888-356-7528



PLAYGROUNDS & SITE AMENITIES

