

Superior[®] *Playgrounds*

2026 Product Catalog



INSPIRE

AND

EMPOWER

PLAY

At Superior, we help you transform ordinary play into a realm of limitless possibilities. Play takes the lead in our thoughtfully designed playgrounds, where every climb, slide, and swing is a pathway to growth and imagination.



WHAT'S

INSIDE



30

SCHOOL-AGE
STRUCTURES

112

EARLY CHILDHOOD
STRUCTURES

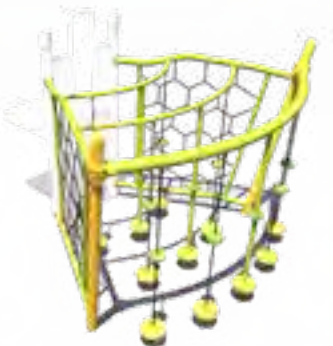


118

FREESTANDING
PLAY

156

STRUCTURE
COMPONENTS



180

COMPLETE YOUR
SPACE

WHY SUPERIOR

ALL-IN-ONE

COMPANY



Play made easy — our mission, your joy. We're dedicated to simplifying your playground experience.

We're one company providing all the products you need to build your outdoor playground space, including shades, pavilions, and site furniture. Learn more at superiorrecreationalproducts.com.

Superior Playgrounds **Superior Shade** **Superior Shelter** **Superior Amenities**



WE'RE WITH YOU,

STEP BY

STEP

01

SITE CONSULTATION

Your sales representative will begin by listening to your needs and wants to discuss details that will help plan your playground vision.

04

PROPOSAL

You will receive a proposal that will include a site plan, computer-aided design (CAD) drawing, renderings (if requested), final cost, installation plan, and expected lead time.

02

SITE PLAN

We'll make your site plan while considering things like play systems, freestanding play, shade, site furnishings, and more.

05

MANUFACTURING & INSTALLATION

While your equipment is being made in our facility in Ft. Payne, Ala., your sales rep will schedule the installation of your new play area.

03

DESIGN & SAFETY REVIEW

We design our play spaces to meet or exceed the standards set forth by reputable organizations.

06

CONTINUED SUPPORT

Support doesn't stop after installation. Our sales reps can help with continued maintenance, inspections, and more.



Our playgrounds are made in Ft. Payne, Ala. Since they are made in the USA, you know you're getting a playground made with the strongest materials that adhere to safety standards set forth by American-based organizations.



YOUR PARTNER IN

PLAY

Our dedicated sales representatives are not just a voice on the phone, they're right where you are.

They stand ready to provide expert guidance and support, making your experience with us both convenient and tailored to your unique requirements. To start the ordering process, contact your local representative at srpplayground.com/find-a-rep.

Helping you say goodbye to bidding and hello to contract pricing.

To help ease the strain of bid solicitation, Superior has opportunities for organizations to utilize national purchasing power by buying our products through reputable purchasing cooperatives. Learn more at srpplayground.com/buying-cooperatives.





WE ♥ TELLING YOUR STORY

A themed playground is like an open book, where every structure and element tells a unique story.

A playground is a canvas for storytelling. As children climb, swing, and slide, they're not just having fun — they're living out stories of bravery, discovery, and friendship. As experts in creating one-of-a-kind playgrounds, our creative design team has been trusted with designing themes ranging from space to the ocean floor — and different activities, objects, and locations in between.

Handcrafted in the USA, we're one of the premier manufacturers that can create themed playgrounds in either steel or recycled material. From concept to creation, we will work together with you to tell the unique story of your community through our themed playgrounds.

[VIEW OUR DESIGNS ON PAGE 34](#)



PLAY THAT CONNECTS US

Providing inclusive play opportunities for a community is essential to ensure that every child of every ability can experience the joys of play and social interaction. Inclusive playgrounds promote empathy, break down barriers, and foster a sense of belonging among children of diverse abilities.

INCLUSIVE PLAY CONSIDERATIONS

01

ACCESS POINTS

Provide multiple opportunities for individuals to independently access play and engage in intuitive play patterns.

02



INTEGRATION

Include play events that children of all abilities can access throughout the play environment in order to encourage inclusion among all children.

03

VARIETY

Offer a balance of play activities that support the physical, social-emotional, sensory, cognitive, and communicative needs of all children.



PLAYGROUND TRENDS

01 Rope Climbers
PAGE 120



Playground design is reaching new heights.

As a leader in innovation, it's our mission to help create vibrant play environments where children can learn and explore. With these playground trends, children can explore the possibilities of play while offering the physical and mental challenges children need to grow.

02 Kaiju Playgrounds
PAGE 74



03 Tower Playgrounds
PAGE 66



04 Recycled Playgrounds
PAGE 56



NEW

PRODUCTS



NEW CROSSOVER SHADE

PAGE 178



NEW ZIP-TRACK

PAGE 146

NEW 4-SEAT SEE SAW

PAGE 140



NEW KIDS FITNESS

PAGE 154



NEW INCLUSIVE ACCELERATOR SPINNER

PAGE 141



NEW SENSORY NOOK

PAGE 138



Gouge Elementary School

BAKERSVILLE, NC

After damage from Hurricane Helene, the playground was rebuilt bigger and better.



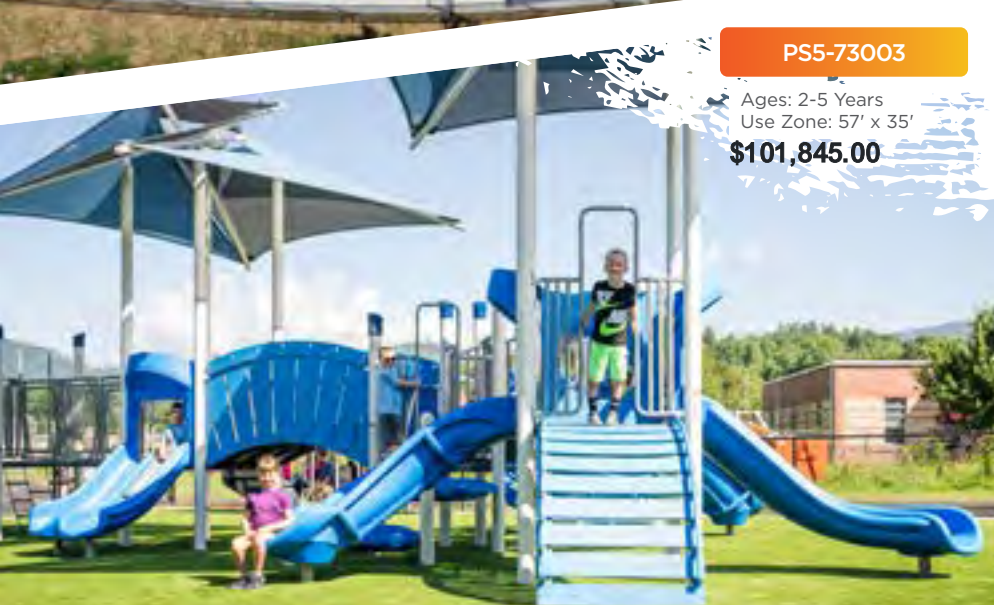
FXT-GEN-512-0010

Ages: 5-12 Years
Use Zone: 51' x 40'



PS5-73003

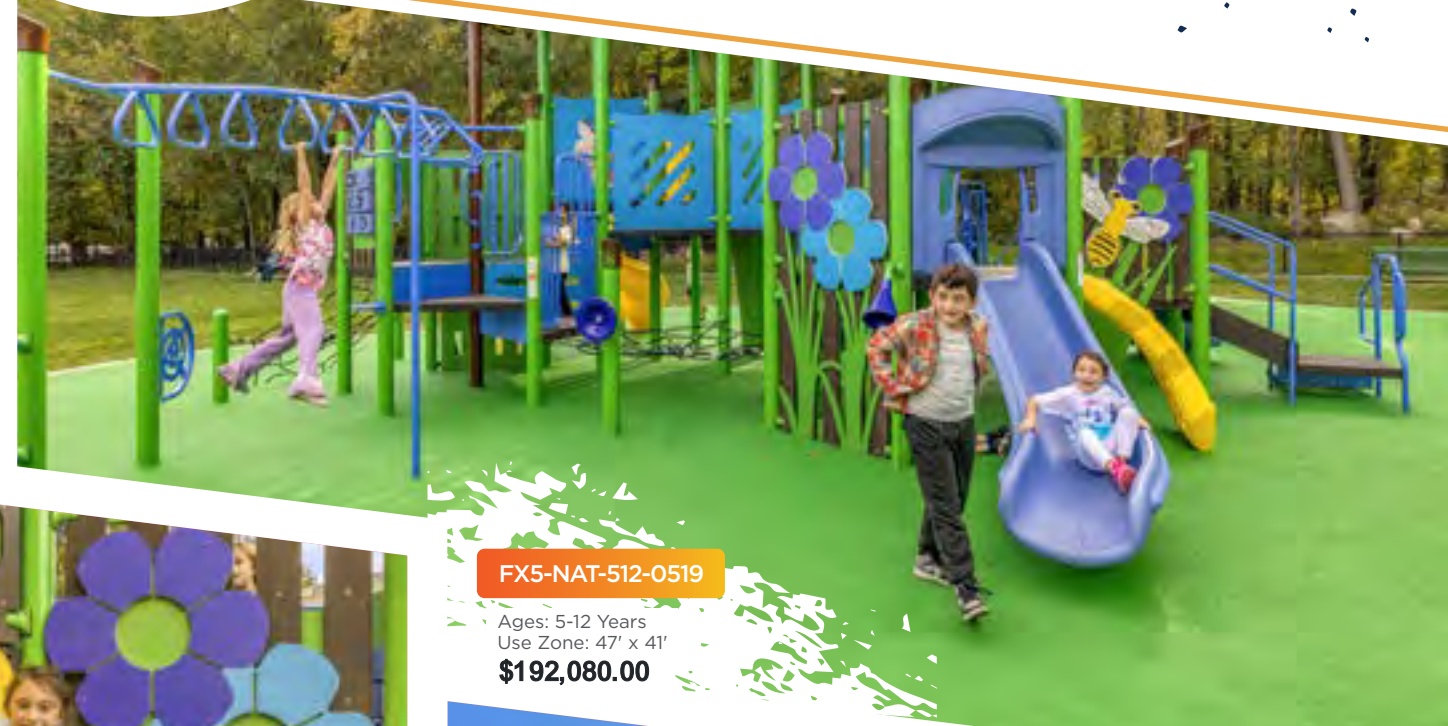
Ages: 2-5 Years
Use Zone: 57' x 35'
\$101,845.00



Hillside Elementary School

ALLENDALE, NJ

Increased school spirit with a themed playground perfect for the Hillside Honeybees.



FX5-NAT-512-0519

Ages: 5-12 Years
Use Zone: 47' x 41'
\$192,080.00



West Lake Park

JOHNSTOWN, CO

The city of Johnstown replaced old play equipment with a new play environment complete with two play structures, swings, rope climber, and more.



FXT-GEN-512-0025

Ages: 5-12 Years
Use Zone: 37' x 30'
\$64,287.00



Wink-Loving Elementary School

WINK, TX

Decked out in school colors, Wink-Loving Elementary added a shaded active playground, rope climber, swings, and more.



PS3-73519

Ages: 5-12 Years
Use Zone: 60' x 58'



Nellie Gail Ranch


LAGUNA HILLS, CA

Nellie Gail Ranch transformed their largest park into a true destination playground for families. It's a welcoming space for gathering and community events.



PS3-73351

Ages: 2-5 Years
Use Zone: 34' x 33'



PS5-73341

Ages: 5-12 Years
Use Zone: 54' x 32'



Peck Elementary School


GREENSBORO, NC

The newly rebuilt Peck Elementary sought a modern playground to match their modern school and better serve their students for many generations.

PS3-71816 - \$78,297.00
W/O Shade - \$72,628.00

PS3-71816

Ages: 2-12 Years
Use Zone: 31' x 44'



PS3-73566

Ages: 5-12 Years
Use Zone: 46' x 40'



PS3-32503

Ages: 2-12 Years
Use Zone: 35' x 31'



PLAY

STRUCTURES

- 34 Steel Themed Series
- 56 Recycled Themed Series
- 66 Tower Series
- 74 Kaiju
- 78 Inclusive
- 83 Classic Series: Ages 5-12
- 90 Classic Series: Ages 2-12
- 98 Classic Series: Ages 2-5
- 106 Active Series
- 110 Quick Ship



TAKE

YOUR PICK



You want choices. We've got them — along with the design expertise to take your ideas and make them real. From long-lasting steel and recycled materials to an elaborate theme, we can combine your imagination with our expertise to reimagine the way children play.

All of our playgrounds feature a clean, no-clamp connection.



THEMED SERIES

Ages 2-5, 2-12, 5-12



TOWER SERIES

Ages 5-12



KAIJU SERIES

Ages 5-12



ADVENTURE SERIES

Ages 2-5, 2-12, 5-12



EXPEDITION SERIES

Ages 2-5, 2-12, 5-12



ACTIVE SERIES

Ages 5-12



FX5-MAR-512-0373
 Ages: 5-12 Years
 Use Zone: 57' x 47'
\$212,322.00

FX5-MAR-212-0290
 Ages: 2-12 Years
 Use Zone: 35' x 25'
\$51,268.00



FX5-NAT-212-0302
 Ages: 2-12 Years
 Use Zone: 45' x 39'
\$141,784.00



STEEL

THEMED SERIES

MODEL	AGES	CAPACITY	SIZE	USE ZONE	FALL HEIGHT	EST. TIMBER COUNT	ADA
FX5- MAR-512-0373	5-12	130	45' x 36'	57' x 47'	7'	55	Yes
FX5-MAR-212-0290	2-12	38	24' x 13'	35' x 25'	5'	24	Yes
FX5-NAT-212-0302	2-12	42	33' x 29'	45' x 39'	6'	34	Yes

Warning! Installation over a hard surface such as concrete, asphalt, or packed earth may result in serious injury from falls.



\$260,619.00
FX5-MAR-512-0372

Ages: 5-12 Years
 Use Zone: 80' x 48'

**VIEW MORE INCLUSIVE
 STRUCTURES ON PAGE 78**



FX5-MAR-212-0108

Ages: 2-12 Years
 Use Zone: 53' x 32'
\$161,518.00



FX5-NAT-512-0519

Ages: 5-12 Years
 Use Zone: 47' x 41'
\$192,080.00



\$338,681.00

FX5-NAT-512-0468

Ages: 5-12 Years
 Use Zone: 75' x 64'

MODEL	AGES	CAPACITY	SIZE	USE ZONE	FALL HEIGHT	EST. TIMBER COUNT	ADA
FX5-MAR-512-0372	5-12	104	66' x 40'	80' x 48'	7'	61	Yes
FX5-NAT-512-0519	5-12	82	35' x 30'	47' x 41'	7'	38	Yes

MODEL	AGES	CAPACITY	SIZE	USE ZONE	FALL HEIGHT	EST. TIMBER COUNT	ADA
FX5-MAR-212-0108	2-12	114	41' x 21'	53' x 32'	6'	40	Yes
FX5-NAT-512-0468	5-12	235	69' x 51'	75' x 64'	7'	69	Yes



\$126,453.00

FX5-NAT-512-0218

Ages: 5-12 Years
Use Zone: 42' x 35'

Imagination
in Action

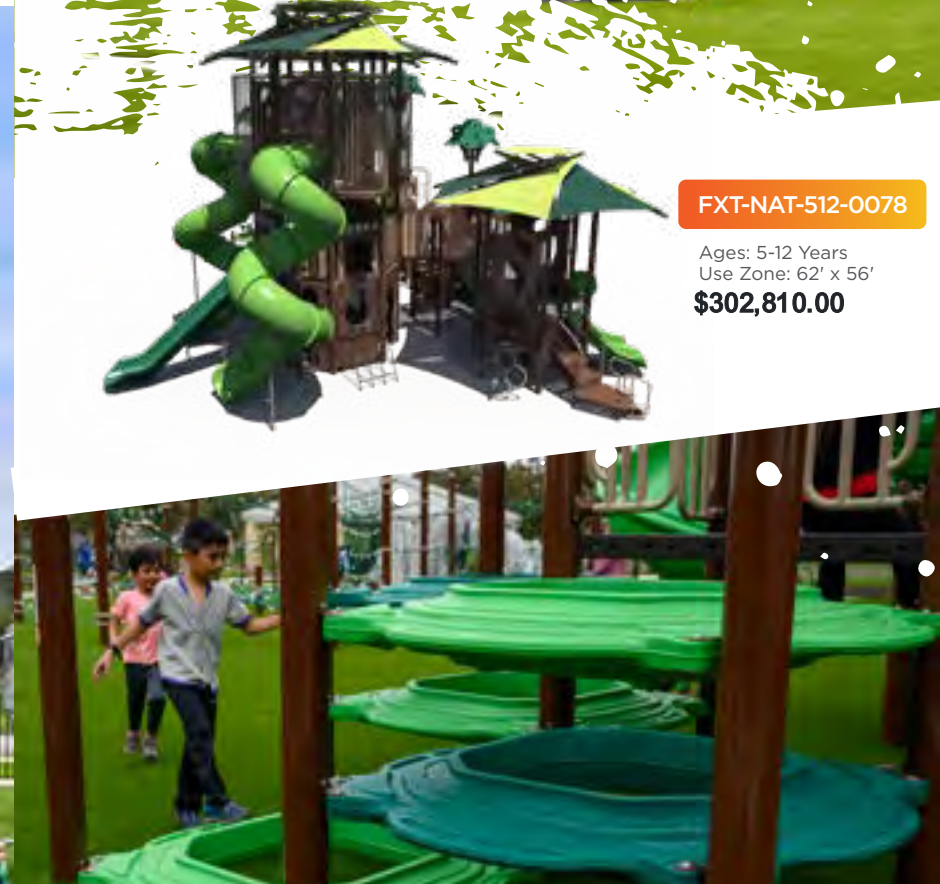
**LIVE OAK
PARK**



\$217,320.00

FX5-NAT-512-0389

Ages: 5-12 Years
Use Zone: 56' x 44'



FXT-NAT-512-0078

Ages: 5-12 Years
Use Zone: 62' x 56'
\$302,810.00



MODEL	AGES	CAPACITY	SIZE	USE ZONE	FALL HEIGHT	EST. TIMBER COUNT	ADA
FX5-NAT-512-0218	5-12	85	30' x 23'	42' x 35'	6'	34	Yes
FX5-NAT-512-0389	5-12	86	43' x 31'	56' x 44'	8'	43	Yes

MODEL	AGES	CAPACITY	SIZE	USE ZONE	FALL HEIGHT	EST. TIMBER COUNT	ADA
FXT-NAT-512-0078	5-12	168	50' x 43'	62' x 56'	13'	51	Yes

\$189,428.00


FX5-CAS-512-0465

Ages: 5-12 Years
Use Zone: 49' x 46'



FX5-CTL-512-0216


Ages: 5-12 Years
Use Zone: 39' x 35'
\$122,271.00



\$169,252.00

FX5-WST-512-0305

Ages: 5-12 Years
Use Zone: 56' x 42'



FX5-WST-212-0309

Ages: 2-12 Years
Use Zone: 43' x 43'
\$114,075.00



FXT-CTL-512-0072

Ages: 5-12 Years
Use Zone: 35' x 34'
\$78,291.00



MODEL	AGES	CAPACITY	SIZE	USE ZONE	FALL HEIGHT	EST. TIMBER COUNT	ADA
FX5-CAS-512-0465	5-12	104	36' x 35'	49' x 46'	6'	44	Yes
FX5-WST-512-0305	5-12	123	44' x 31'	56' x 42'	7'	48	Yes
FX5-WST-212-0309	2-12	87	31' x 30'	43' x 43'	6'	37	Yes

MODEL	AGES	CAPACITY	SIZE	USE ZONE	FALL HEIGHT	EST. TIMBER COUNT	ADA
FX5-CTL-512-0216	5-12	58	27' x 23'	39' x 35'	6'	30	Yes
FXT-CTL-512-0072	5-12	39	24' x 19'	35' x 34'	10'	29	Yes

NEW FX5-SHP-212-0022

Ages: 2-12 Years
Use Zone: 36' x 26'



NEW FX5-AQU-205-0611

Ages: 2-5 Years
Use Zone: 29' x 28'
Concept Only*



NEW FX5-SHP-512-0159

Ages: 5-12 Years
Use Zone: 45' x 31'



NEW FX5-AQU-212-0656

Ages: 2-12 Years
Use Zone: 34' x 24'



NEW FX5-SHP-205-0589

Ages: 2-5 Years
Use Zone: 34' x 24'



\$162,775.00
FX5-SPC-512-0082

Ages: 5-12 Years
Use Zone: 52' x 45'



MODEL	AGES	CAPACITY	SIZE	USE ZONE	FALL HEIGHT	EST. TIMBER COUNT	ADA
FX5-SHP-212-0022	2-12	43	25' x 15'	36' x 26'	6'	26	Yes
FX5-AQU-205-0611	2-5	61	22' x 16'	29' x 28'	4'	23	Yes
FX5-AQU-212-0656	2-12	32	22' x 18'	34' x 24'	6'	24	Yes
FX5-SHP-205-0589	2-5	30	22' x 13'	34' x 24'	4'	24	Yes

MODEL	AGES	CAPACITY	SIZE	USE ZONE	FALL HEIGHT	EST. TIMBER COUNT	ADA
FX5-SHP-512-0159	5-12	75	33' x 20'	45' x 31'	7'	33	Yes
FX5-SPC-512-0082	5-12	104	38' x 32'	52' x 45'	8'	45	Yes



\$80,341.00

FX5-EFR-212-0183

Ages: 2-12 Years
Use Zone: 45' x 35'

CUSTOMIZE
YOUR OWN
GRAPHICS



\$69,766.00

FX5-TRN-212-0418

Ages: 2-12 Years
Use Zone: 47' x 27'



FX5-AIR-512-0469

Ages: 5-12 Years
Use Zone: 51' x 40'
\$142,693.00

Imagination
in Action

FLORIDA
AIR
MUSEUM



MODEL	AGES	CAPACITY	SIZE	USE ZONE	FALL HEIGHT	EST. TIMBER COUNT	ADA
FX5-EFR-212-0183	2-12	68	33' x 23'	45' x 35'	5'	33	Yes
FX5-TRN-212-0418	2-12	74	35' x 15'	47' x 27'	4'	32	Yes

MODEL	AGES	CAPACITY	SIZE	USE ZONE	FALL HEIGHT	EST. TIMBER COUNT	ADA
FX5-AIR-512-0469	5-12	88	39' x 28'	51' x 40'	8'	42	Yes



\$176,594.00

FXT-EFR-512-0074

Ages: 5-12 Years
Use Zone: 58' x 32'



\$70,009.00

FX5-EFR-212-0333

Ages: 2-12 Years
Use Zone: 36' x 30'



\$120,982.00

FX5-EFR-212-0162

Ages: 2-12 Years
Use Zone: 36' x 22'



\$137,828.00

FX5-SPT-212-0240

Ages: 2-12 Years
Use Zone: 52' x 41'

MODEL	AGES	CAPACITY	SIZE	USE ZONE	FALL HEIGHT	EST. TIMBER COUNT	ADA
FXT-EFR-512-0074	5-12	119	47' x 43'	58' x 32'	10'	42	Yes
FX5-EFR-212-0162	2-12	87	24' x 22'	36' x 22'	5'	30	Yes

MODEL	AGES	CAPACITY	SIZE	USE ZONE	FALL HEIGHT	EST. TIMBER COUNT	ADA
FX5-EFR-212-0333	2-12	54	24' x 20'	36' x 30'	4'	29	Yes
FX5-SPT-212-0240	2-12	85	42' x 29'	52' x 41'	6'	40	Yes

FX5-SPT-512-0265

Ages: 5-12 Years
Use Zone: 50' x 47'



FXT-CVL-512-0076

Ages: 5-12 Years
Use Zone: 58' x 57'
\$257,898.00



NEW **FX5-SPT-205-0640**

Ages: 2-5 Years
Use Zone: 41' x 29'



NEW **FX5-CTY-205-0584**

Ages: 2-5 Years
Use Zone: 39' x 30'
Concept Only*



\$200,211.00

FX5-CVL-212-0350

Ages: 2-12 Years
Use Zone: 69' x 41'



MODEL	AGES	CAPACITY	SIZE	USE ZONE	FALL HEIGHT	EST. TIMBER COUNT	ADA
FX5-SPT-512-0265	5-12	113	38' x 35'	50' x 47'	7'	43	Yes
FX5-SPT-205-0640	2-5	50	29' x 17'	41' x 29'	5'	23	Yes
FX5-CTY-205-0584	2-5	85	27' x 17'	39' x 30'	4'	28	Yes

MODEL	AGES	CAPACITY	SIZE	USE ZONE	FALL HEIGHT	EST. TIMBER COUNT	ADA
FXT-CVL-512-0076	5-12	168	46' x 43'	58' x 57'	13'	50	Yes
FX5-CVL-212-0350	2-12	199	56' x 29'	69' x 41'	6'	45	Yes

THEMED ECONOMY SERIES

Our themed economy structures have 3.5" posts and utilize a compact footprint, which saves money and space without sacrificing on theming.

NEW FX3-SHP-512-0061

Ages: 5-12 Years
Use Zone: 36' x 47'
Concept Only*



FX3-SHP-212-0007

Ages: 2-12 Years
Use Zone: 42' x 31'
\$69,269.00



FX3-NAT-212-0005

Ages: 2-12 Years
Use Zone: 27' x 31'
\$40,011.00



NEW FX3-NAT-512-0067

Ages: 5-12 Years
Use Zone: 44' x 33'



NEW FX3-MAR-205-0022

Ages: 2-5 Years
Use Zone: 35' x 26'



NEW FX3-MAR-512-0034

Ages: 5-12 Years
Use Zone: 57' x 34'



MODEL	AGES	CAPACITY	SIZE	USE ZONE	FALL HEIGHT	EST. TIMBER COUNT	ADA
FX3-SHP-512-0061	5-12	80	24' x 35'	36' x 47'	6'	36	Yes
FX3-SHP-212-0007	2-12	45	30' x 19'	42' x 31'	5'	30	Yes

MODEL	AGES	CAPACITY	SIZE	USE ZONE	FALL HEIGHT	EST. TIMBER COUNT	ADA
FX3-NAT-212-0005	2-12	27	15' x 19'	27' x 31'	5'	24	Yes
FX3-NAT-512-0067	5-12	40	33' x 21'	44' x 33'	7'	33	Yes
FX3-MAR-205-0022	2-5	30	23' x 14'	35' x 26'	4'	25	Yes
FX3-MAR-512-0034	5-12	52	42' x 22'	57' x 34'	8'	42	Yes

*Conceptual renderings only. Subject to change without notice at SRP's discretion.

Warning! Installation over a hard surface such as concrete, asphalt, or packed earth may result in serious injury from falls.

THEMED ECONOMY SERIES


FX3-FRM-512-0010

Ages: 5-12 Years
Use Zone: 44' x 38'
Concept Only*
\$80,096.00



NEW FX3-CAS-212-0012

Ages: 2-12 Years
Use Zone: 33' x 25'
\$27,454.00



FX3-CAS-512-0013

Ages: 5-12 Years
Use Zone: 37' x 36'
\$40,276.00



NEW FX3-FRM-212-0054

Ages: 2-12 Years
Use Zone: 32' x 27'



\$51,072.00

FX3-FRM-212-0009

Ages: 2-12 Years
Use Zone: 32' x 29'
Concept Only*



FX3-WST-212-0002

Ages: 2-12 Years
Use Zone: 31' x 31'
\$44,905.00



NEW FX3-WST-212-0003

Ages: 2-12 Years
Use Zone: 35' x 32'



MODEL	AGES	CAPACITY	SIZE	USE ZONE	FALL HEIGHT	EST. TIMBER COUNT	ADA
FX3-FRM-512-0010	5-12	42	30' x 24'	44' x 38'	8'	38	Yes
FX3-FRM-212-0054	2-12	21	22' x 15'	32' x 27'	5'	23	Yes
FX3-FRM-212-0009	2-12	36	21' x 17'	32' x 29'	5'	25	Yes

MODEL	AGES	CAPACITY	SIZE	USE ZONE	FALL HEIGHT	EST. TIMBER COUNT	ADA
FX3-CAS-212-0012	2-12	22	21' x 13'	33' x 25'	5'	24	Yes
FX3-CAS-512-0013	5-12	28	24' x 24'	37' x 36'	7'	31	Yes
FX3-WST-212-0002	2-12	29	19' x 19'	31' x 31'	5'	26	Yes
FX3-WST-212-0003	2-12	38	24' x 20'	35' x 32'	6'	29	Yes

THEMED ECONOMY SERIES

NEW FX3-TRN-512-0016

Ages: 5-12 Years
Use Zone: 53' x 27'

\$73,174.00



NEW FX3-SPT-212-0053

Ages: 2-12 Years
Use Zone: 36' x 32'

Concept Only*



NEW FX3-TRN-205-0014

Ages: 2-5 Years
Use Zone: 27' x 21'



FX3-TRN-212-0015

Ages: 2-12 Years
Use Zone: 40' x 29'

\$52,244.00



NEW FX3-SPC-205-0049

Ages: 2-5 Years
Use Zone: 30' x 28'



MODEL	AGES	CAPACITY	SIZE	USE ZONE	FALL HEIGHT	EST. TIMBER COUNT	ADA
FX3-TRN-512-0016	5-12	51	39' x 16'	53' x 27'	8'	36	Yes
FX3-TRN-205-0014	2-5	22	15' x 09'	27' x 21'	3'	20	Yes
FX3-TRN-212-0015	2-12	41	28' x 16'	40' x 29'	5'	29	Yes

MODEL	AGES	CAPACITY	SIZE	USE ZONE	FALL HEIGHT	EST. TIMBER COUNT	ADA
FX3-SPT-212-0053	2-12	37	28' x 20'	36' x 32'	6'	29	Yes
FX3-SPC-205-0049	2-5	26	18' x 17'	30' x 28'	4'	24	Yes

*Conceptual renderings only. Subject to change without notice at SRP's discretion.

Warning! Installation over a hard surface such as concrete, asphalt, or packed earth may result in serious injury from falls.



RECYCLED THEMED SERIES



\$97,804.00

FXR-COT-212-0157

Ages: 2-12 Years
Use Zone: 44' x 37'

FXR-COT-205-0156

Ages: 2-5 Years
Use Zone: 32' x 28'
\$67,282.00

FXR-COT-205-0187

Ages: 2-5 Years
Use Zone: 35' x 28'
\$58,388.00



MODEL	AGES	CAPACITY	SIZE	USE ZONE	FALL HEIGHT	EST. TIMBER COUNT	ADA
FXR-COT-212-0157	2-12	82	32' x 25'	44' x 37'	6'	35	Yes
FXR-COT-205-0156	2-5	54	20' x 16'	32' x 28'	4'	25	Yes
FXR-COT-205-0187	2-5	33	22' x 16'	35' x 28'	4'	27	Yes

What's timber count? The amount of 4' playground timbers needed to surround the playground should a type of loose fill surfacing be used. See page 182 for more information.

\$65,242.00

FXR-COT-205-0169

Ages: 2-5 Years
Use Zone: 37' x 36'



Imagination
in Action

LAKEFRONT PARK

\$56,584.00

FXR-SHP-205-0076-A

Ages: 2-5 Years
Use Zone: 32' x 29'



NEW

FXR-COT-212-0241

Ages: 2-12 Years
Use Zone: 57' x 20'

FXR-COT-205-0191


Ages: 2-5 Years
Use Zone: 30' x 22'

\$45,061.00



FXR-SHP-512-0076-B

Ages: 5-12 Years
Use Zone: 59' x 34'
\$128,450.00



MODEL	AGES	CAPACITY	SIZE	USE ZONE	FALL HEIGHT	EST. TIMBER COUNT	ADA
FXR-COT-205-0169	2-5	64	25' x 24'	37' x 36'	4'	31	Yes
FXR-COT-212-0241	2-12	99	45' x 08'	57' x 20'	6'	35	Yes
FXR-COT-205-0191	2-5	28	18' x 13'	30' x 22'	3'	22	Yes

MODEL	AGES	CAPACITY	SIZE	USE ZONE	FALL HEIGHT	EST. TIMBER COUNT	ADA
FXR-SHP-512-0076-B	5-12	129	44' x 22'	59' x 34'	8'	43	Yes
FXR-SHP-205-0076-A	2-5	53	20' x 16'	32' x 29'	4'	24	Yes



\$65,767.00

FXR-SHP-212-0091

Ages: 2-12 Years
Use Zone: 37' x 29'



FXR-NAT-212-0113

Ages: 2-12 Years
Use Zone: 39' x 37'



FXR-BCH-205-0186

Ages: 2-5 Years
Use Zone: 33' x 29'

\$45,206.00

FXR-SHP-205-0180

Ages: 2-5 Years
Use Zone: 42' x 30'

\$99,826.00



\$68,785.00

FXR-NAT-205-0030

Ages: 2-5 Years
Use Zone: 33' x 25'

MODEL	AGES	CAPACITY	SIZE	USE ZONE	FALL HEIGHT	EST. TIMBER COUNT	ADA
FXR-SHP-212-0091	2-12	47	25' x 17'	37' x 29'	6'	28	Yes
FXR-BCH-205-0186	2-5	35	21' x 17'	33' x 29'	4'	25	Yes
FXR-SHP-205-0180	2-5	106	30' x 19'	42' x 30'	4'	31	Yes

MODEL	AGES	CAPACITY	SIZE	USE ZONE	FALL HEIGHT	EST. TIMBER COUNT	ADA
FXR-NAT-212-0113	2-12	99	27' x 25'	39' x 37'	6'	33	Yes
FXR-NAT-205-0030	2-5	64	21' x 14'	33' x 25'	4'	25	Yes

\$60,711.00

FXR-FRM-205-0038

Ages: 2-5 Years
Use Zone: 34' x 27'



FXR-FRM-512-0053

Ages: 5-12 Years
Use Zone: 40' x 38'



FXR-TRN-205-0002

Ages: 2-5 Years
Use Zone: 35' x 21'



FXR-TRN-512-0029

Ages: 5-12 Years
Use Zone: 61' x 49'
\$147,813.00



FXR-WST-212-0099

Ages: 2-12 Years
Use Zone: 40' x 32'
\$67,567.00



MODEL	AGES	CAPACITY	SIZE	USE ZONE	FALL HEIGHT	EST. TIMBER COUNT	ADA
FXR-FRM-205-0038	2-5	35	22' x 15'	34' x 27'	4'	26	Yes
FXR-FRM-512-0053	5-12	88	31' x 26'	40' x 38'	6'	33	Yes
FXR-TRN-205-0002	2-5	41	23' x 09'	35' x 21'	3'	23	Yes

MODEL	AGES	CAPACITY	SIZE	USE ZONE	FALL HEIGHT	EST. TIMBER COUNT	ADA
FXR-TRN-512-0029	5-12	120	49' x 37'	61' x 49'	7'	51	Yes
FXR-WST-212-0099	2-12	36	28' x 20'	40' x 32'	5'	30	Yes



\$70,127.00

FXR-TRN-212-0093

Ages: 2-12 Years
Use Zone: 45' x 32'



FXR-SPC-205-0171

Ages: 2-5 Years
Use Zone: 39' x 27'

NEW FXR-DOT-205-0239

Ages: 2-5 Years
Use Zone: 37' x 38'
Concept Only*

NEW FXR-SPT-512-0141

Ages: 5-12 Years
Use Zone: 42' x 32'

NEW FXR-SPC-212-0137

Ages: 2-12 Years
Use Zone: 40' x 38'

NEW FXR-SPC-212-0196

Ages: 2-12 Years
Use Zone: 31' x 30'



MODEL	AGES	CAPACITY	SIZE	USE ZONE	FALL HEIGHT	EST. TIMBER COUNT	ADA
FXR-TRN-212-0093	2-12	67	33' x 20'	45' x 32'	5'	32	Yes
FXR-DOT-205-0239	2-5	85	25' x 26'	37' x 38'	4'	33	Yes
FXR-SPT-512-0141	5-12	63	30' x 20'	42' x 32'	6'	31	Yes

MODEL	AGES	CAPACITY	SIZE	USE ZONE	FALL HEIGHT	EST. TIMBER COUNT	ADA
FXR-SPC-205-0171	2-5	52	27' x 15'	39' x 27'	3'	28	Yes
FXR-SPC-212-0137	2-12	52	24' x 17'	36' x 32'	5'	28	Yes
FXR-SPC-212-0196	2-12	60	19' x 18'	31' x 30'	5'	25	Yes



\$283,623.00

FXT-WIR-512-0023

Ages: 5-12 Years
Use Zone: 66' x 63'

TOWER

SERIES



\$266,815.00

FXT-GEN-512-0035

Ages: 5-12 Years
Use Zone: 51' x 46'

MODEL	AGES	CAPACITY	SIZE	USE ZONE	FALL HEIGHT	TOWER DECK HEIGHT	EST. TIMBER COUNT	ADA
FXT-WIR-512-0023	5-12	109	54' x 49'	66' x 63'	14'	14'	62	Yes
FXT-GEN-512-0035	5-12	88	47' x 40'	51' x 46'	10'	10'	44	Yes

Warning! Installation over a hard surface such as concrete, asphalt, or packed earth may result in serious injury from falls.

NEW

FXT-GEN-512-0058

Ages: 5-12 Years
Use Zone: 64' x 46'



NEW

FXT-GEN-512-0055

Ages: 5-12 Years
Use Zone: 61' x 32'



NEW

FXT-GEN-512-0125

Ages: 5-12 Years
Use Zone: 54' x 30'



MODEL	AGES	CAPACITY	SIZE	USE ZONE	FALL HEIGHT	TOWER DECK HEIGHT	EST. TIMBER COUNT	ADA
FXT-GEN-512-0058	5-12	91	51' x 34'	64' x 46'	12'	12'	52	Yes
FXT-GEN-512-0055	5-12	54	47' x 20'	61' x 32'	12'	12'	41	Yes
FXT-GEN-512-0125	5-12	98	43' x 17'	54' x 30'	10'	10'	37	Yes

New Heights
of Play

WAYNE
FRADY
PARK



FXT-GEN-512-0006

Ages: 5-12 Years
Use Zone: 43' x 40'
\$155,544.00



MODEL	AGES	CAPACITY	SIZE	USE ZONE	FALL HEIGHT	TOWER DECK HEIGHT	EST. TIMBER COUNT	ADA
FX5-GEN-512-0006	5-12	75	29' x 30'	43' x 40'	14'	14'	36	Yes

What's timber count? The amount of 4" playground timbers needed to surround the playground should a type of loose fill surfacing be used. See page 182 for more information.

\$140,011.00

FXT-GEN-512-0007

Ages: 5-12 Years
Use Zone: 40' x 38'



FXT-GEN-512-0000

Ages: 5-12 Years
Use Zone: 56' x 46'
\$166,691.00



FXT-GEN-512-0003

Ages: 5-12 Years
Use Zone: 62' x 57'
\$268,891.00



NEW FXT-GEN-512-0110

Ages: 5-12 Years
Use Zone: 38' x 55'



FXT-WIR-512-0012

Ages: 5-12 Years
Use Zone: 58' x 34'
\$174,633.00



FXT-GEN-512-0034

Ages: 5-12 Years
Use Zone: 59' x 53'
\$145,785.00



MODEL	AGES	CAPACITY	SIZE	USE ZONE	FALL HEIGHT	TOWER DECK HEIGHT	EST. TIMBER COUNT	ADA
FXT-GEN-512-0007	5-12	97	28' x 27'	40' x 38'	13'	13'	34	Yes
FXT-GEN-512-0003	5-12	115	49' x 43'	62' x 57'	13'	13'	49	Yes
FXT-GEN-512-0110	5-12	135	26' x 43'	38' x 55'	10'	10'	42	Yes

MODEL	AGES	CAPACITY	SIZE	USE ZONE	FALL HEIGHT	TOWER DECK HEIGHT	EST. TIMBER COUNT	ADA
FXT-GEN-512-0000	5-12	82	28' x 27'	56' x 46'	14'	14'	46	Yes
FXT-WIR-512-0012	5-12	85	46' x 22'	58' x 34'	12'	12'	41	Yes
FXT-GEN-512-0034	5-12	87	47' x 41'	59' x 53'	14'	14'	55	Yes

\$64,287.00

FXT-GEN-512-0025

Ages: 5-12 Years
Use Zone: 37' x 30'



NEW FXT-GEN-512-0117

Ages: 5-12 Years
Use Zone: 52' x 42'



NEW FXT-GEN-512-0093

Ages: 5-12 Years
Use Zone: 38' x 31'



VIEW MORE INCLUSIVE STRUCTURES ON PAGE 78.

INCLUSIVE ↗

FXT-GEN-512-0011

Ages: 5-12 Years
Use Zone: 67' x 52'

\$178,980.00



FXT-GEN-512-0015

Ages: 5-12 Years
Use Zone: 71' x 66'

\$318,891.00



INCLUSIVE ↗

NEW FXT-GEN-512-0050

Ages: 5-12 Years
Use Zone: 51' x 48'



NEW FXT-GEN-512-0142

Ages: 5-12 Years
Use Zone: 71' x 66'



INCLUSIVE ↗

MODEL	AGES	CAPACITY	SIZE	USE ZONE	FALL HEIGHT	TOWER DECK HEIGHT	EST. TIMBER COUNT	ADA
FXT-GEN-512-0025	5-12	62	25' x 18'	37' x 30'	10'	12'	29	Yes
FXT-GEN-512-0011	5-12	67	56' x 37'	67' x 52'	10'	10'	55	Yes
FXT-GEN-512-0015	5-12	148	59' x 57'	71' x 66'	14'	14'	77	Yes

MODEL	AGES	CAPACITY	SIZE	USE ZONE	FALL HEIGHT	TOWER DECK HEIGHT	EST. TIMBER COUNT	ADA
FXT-GEN-512-0117	5-12	48	40' x 30'	52' x 42'	10'	10'	35	Yes
FXT-GEN-512-0093	5-12	55	26' x 22'	38' x 31'	10'	10'	29	Yes
FXT-GEN-512-0050	5-12	112	40' x 34'	51' x 48'	13'	13'	46	Yes
FXT-GEN-512-0142	5-12	88	47' x 40'	51' x 46'	10'	10'	44	Yes

KAIJU

SERIES

New Designs
of Play

**UPPER
CARROLLTON
ELEMENTARY**



PS5-73070

Ages: 5-12 Years
Use Zone: 40' x 41'
\$104,026.00



MODEL	AGES	CAPACITY	SIZE	USE ZONE	FALL HEIGHT	EST. TIMBER COUNT	ADA
PS5-73070	5-12	89	27' x 28'	40' x 41'	7'	34	Yes

Warning! Installation over a hard surface such as concrete, asphalt, or packed earth may result in serious injury from falls.

NEW

PS5-73717

Ages: 5-12 Years
Use Zone: 46' x 49'



FXT-KAI-512-0054

Ages: 5-12 Years
Use Zone: 58' x 34'
\$241,424.00



NEW

PS3-73597-1

Ages: 5-12 Years
Use Zone: 43' x 36'



NEW

PS3-73721

Ages: 5-12 Years
Use Zone: 45' x 33'



NEW

FXT-PRF-512-0147

Ages: 5-12 Years
Use Zone: 58' x 34'



NEW

FXT-GEN-512-0061

Ages: 5-12 Years
Use Zone: 62' x 47'



MODEL	AGES	CAPACITY	SIZE	USE ZONE	FALL HEIGHT	EST. TIMBER COUNT	ADA
PS5-73717	5-12	123	34' x 49'	46' x 49'	8'	41	Yes
PS3-73597-1	5-12	75	31' x 24'	43' x 36'	7'	37	Yes
PS3-73721	5-12	73	33' x 21'	45' x 33'	8'	35	Yes

MODEL	AGES	CAPACITY	SIZE	USE ZONE	FALL HEIGHT	EST. TIMBER COUNT	ADA
FXT-KAI-512-0054	5-12	100	43' x 40'	55' x 53'	14'	53	Yes
FXT-PRF-512-0147	5-12	55	24' x 23'	35' x 35'	10'	29	Yes
FXT-GEN-512-0061	5-12	74	49' x 34'	62' x 47'	13'	47	Yes



INCLUSIVE SERIES



\$151,306.00
PS5-70851-2
 Ages: 5-12 Years
 Use Zone: 54' x 58'

NEW **PS5-73252**
 Ages: 5-12 Years
 Use Zone: 43' x 38'



PS5-73088
 Ages: 5-12 Years
 Use Zone: 50' x 57'
\$173,879.00



MODEL	AGES	CAPACITY	SIZE	USE ZONE	FALL HEIGHT	EST. TIMBER COUNT	ADA
PS5-70851-2	5-12	162	42' x 46'	54' x 58'	7'	48	Yes
PS5-73252	5-12	93	32' x 26'	43' x 38'	7'	38	Yes
PS5-73088	5-12	140	38' x 45'	50' x 57'	7'	51	Yes

Warning! Installation over a hard surface such as concrete, asphalt, or packed earth may result in serious injury from falls.

NEW PS5-73294

Ages: 2-12 Years
Use Zone: 60' x 49'



NEW PS5-73264-1

Ages: 2-5 Years
Use Zone: 54' x 39'



NEW PS5-73558

Ages: 2-5 Years
Use Zone: 52' x 49'



NEW PS5-73178

Ages: 5-12 Years
Use Zone: 58' x 53'



NEW PS5-73494

Ages: 5-12 Years
Use Zone: 35' x 54'



NEW PS5-73384

Ages: 5-12 Years
Use Zone: 47' x 43'



MODEL	AGES	CAPACITY	SIZE	USE ZONE	FALL HEIGHT	EST. TIMBER COUNT	ADA
PS5-73294	2-12	95	48' x 40'	60' x 49'	7'	48	Yes
PS5-73558	2-5	118	40' x 37'	52' x 49'	5'	45	Yes
PS5-73178	5-12	120	46' x 41'	58' x 53'	7'	54	Yes

MODEL	AGES	CAPACITY	SIZE	USE ZONE	FALL HEIGHT	EST. TIMBER COUNT	ADA
PS5-73264-1	2-5	102	42' x 27'	54' x 39'	4'	39	Yes
PS5-73494	5-12	118	23' x 42'	35' x 54'	7'	39	Yes
PS5-73384	5-12	104	35' x 31'	47' x 43'	6'	43	Yes

What's timber count? The amount of 4' playground timbers needed to surround the playground should a type of loose fill surfacing be used. See page 182 for more information.



CLASSIC

SERIES



NEW PS5-73341
Ages: 5-12 Years
Use Zone: 54' x 32'



PS5-73195
Ages: 5-12 Years
Use Zone: 43' x 31'
\$114,850.00

NEW FX5-PRF-512-0648
Ages: 5-12 Years
Use Zone: 42' x 36'



MODEL	AGES	CAPACITY	SIZE	USE ZONE	FALL HEIGHT	EST. TIMBER COUNT	ADA
PS5-73341	5-12	82	42' x 20'	54' x 32'	10'	42	Yes
PS5-73195	5-12	66	21' x 19'	43' x 31'	8'	33	Yes
FX5-PRF-512-0648	5-12	100	30' x 24'	42' x 36'	6'	33	Yes

Warning! Installation over a hard surface such as concrete, asphalt, or packed earth may result in serious injury from falls.

\$89,024.00

PS3-73102

Ages: 5-12 Years
Use Zone: 62' x 34'

5-12 YEARS



Imagination
in Action

PECK
ELEMENTARY

NEW

PS5-73405

Ages: 5-12 Years
Use Zone: 39' x 32'

NEW

FX5-PRF-512-0650

Ages: 5-12 Years
Use Zone: 52' x 42'



NEW

PS3-73566

Ages: 5-12 Years
Use Zone: 46' x 40'



MODEL	AGES	CAPACITY	SIZE	USE ZONE	FALL HEIGHT	EST. TIMBER COUNT	ADA
PS3-73102	5-12	100	50' x 22'	62' x 34'	8'	44	Yes
PS5-73405	5-12	44	27' x 19'	39' x 32'	6'	31	Yes
FX5-PRF-512-0650	5-12	175	40' x 30'	52' x 42'	8'	40	Yes

MODEL	AGES	CAPACITY	SIZE	USE ZONE	FALL HEIGHT	EST. TIMBER COUNT	ADA
PS3-73566	5-12	79	32' x 28'	46' x 40'	8'	42	Yes

\$59,883.00

PS3-31596

Ages: 5-12 Years
Use Zone: 30' x 44'

5-12 YEARS



NEW FX3-PRF-512-0056

Ages: 5-12 Years
Use Zone: 46' x 29'



NEW PS3-72896

Ages: 5-12 Years
Use Zone: 48' x 32'



NEW PS5-73409

Ages: 5-12 Years
Use Zone: 47' x 38'



NEW PS3-73660

Ages: 5-12 Years
Use Zone: 34' x 30'



MODEL	AGES	CAPACITY	SIZE	USE ZONE	FALL HEIGHT	EST. TIMBER COUNT	ADA
PS3-31596	5-12	93	18' x 32'	30' x 44'	7'	32	Yes
PS3-72896	5-12	78	36' x 20'	48' x 32'	7'	35	Yes

MODEL	AGES	CAPACITY	SIZE	USE ZONE	FALL HEIGHT	EST. TIMBER COUNT	ADA
FX3-PRF-512-0056	5-12	44	34' x 16'	46' x 29'	6'	32	Yes
PS5-73409	5-12	94	35' x 26'	47' x 38'	8'	36	Yes
PS3-73660	5-12	94	23' x 18'	34' x 30'	8'	26	Yes



\$91,641.00

PS5-72128-1

Ages: 5-12 Years
Use Zone: 66' x 40'

5-12 YEARS



NEW

PS5-73173

Ages: 5-12 Years
Use Zone: 38' x 42'

PS5-73071

Ages: 5-12 Years
Use Zone: 52' x 41'
\$180,017.00

NEW PS3-73661

Ages: 5-12 Years
Use Zone: 62' x 34'

NEW FX5-PRF-512-0649

Ages: 5-12 Years
Use Zone: 52' x 40'

NEW PS5-73305

Ages: 5-12 Years
Use Zone: 60' x 55'



MODEL	AGES	CAPACITY	SIZE	USE ZONE	FALL HEIGHT	EST. TIMBER COUNT	ADA
PS5-72128-1	5-12	129	54' x 28'	66' x 40'	8'	48	Yes
PS5-73071	5-12	169	40' x 29'	52' x 41'	8'	41	Yes
PS3-73661	5-12	54	52' x 20'	62' x 34'	8'	43	Yes

MODEL	AGES	CAPACITY	SIZE	USE ZONE	FALL HEIGHT	EST. TIMBER COUNT	ADA
PS5-73173	5-12	42	26' x 30'	38' x 42'	6'	35	Yes
FX5-PRF-512-0649	5-12	109	40' x 27'	52' x 40'	8'	44	Yes
PS5-73305	5-12	80	45' x 40'	60' x 55'	8'	56	Yes

NEW

FX5-PRF-212-0660

Ages: 2-12 Years
Use Zone: 61' x 34'

2-12 YEARS



CUSTOM RAINBOW COLOR SCHEME*

PS3-71733

Ages: 2-12 Years
Use Zone: 31' x 34'



NEW

PS3-73658

Ages: 2-12 Years
Use Zone: 39' x 26'



MODEL	AGES	CAPACITY	SIZE	USE ZONE	FALL HEIGHT	EST. TIMBER COUNT	ADA
FX5-PRF-212-0660	2-12	90	50' x 22'	61' x 34'	5'	45	Yes
PS3-71733	2-12	77	19' x 22'	31' x 34'	5'	27	Yes
PS3-73658	2-12	35	27' x 14'	39' x 26'	5'	28	Yes

*Rainbow color scheme is custom and not applicable to all structures.



\$78,297.00

PS3-71816


Ages: 2-12 Years
Use Zone: 31' x 44'

Available Without Shade
PS3-71816-1

\$72,628.00

Imagination
in Action

PECK ELEMENTARY



MODEL	AGES	CAPACITY	SIZE	USE ZONE	FALL HEIGHT	EST. TIMBER COUNT	ADA
PS3-71816	2-12	68	19' x 32'	31' x 44'	5'	35	Yes





\$90,785.00

PS3-71835

Ages: 2-12 Years
Use Zone: 47' x 32'

2-12 YEARS



PS5-70244-4

Ages: 2-12 Years
Use Zone: 50' x 37'

\$73,037.00

PS5-73095

Ages: 2-12 Years
Use Zone: 47' x 32'

PS3-73448-1

Ages: 2-12 Years
Use Zone: 36' x 31'



PS5-71096

Ages: 2-12 Years
Use Zone: 38' x 35'

MODEL	AGES	CAPACITY	SIZE	USE ZONE	FALL HEIGHT	EST. TIMBER COUNT	ADA
PS3-71835	2-12	82	35' x 20'	47' x 32'	4'	35	Yes
PS5-73095	2-12	35	31' x 23'	47' x 32'	5'	32	Yes
PS3-73448-1	2-12	50	24' x 19'	36' x 31'	5'	29	Yes

MODEL	AGES	CAPACITY	SIZE	USE ZONE	FALL HEIGHT	EST. TIMBER COUNT	ADA
PS5-70244-4	2-12	78	38' x 25'	50' x 37'	5'	36	Yes
PS5-71096	2-12	65	26' x 23'	38' x 35'	5'	30	Yes



PS3-71032

Ages: 2-12 Years
Use Zone: 33' x 30'

2-12 YEARS



\$47,098.00

PS5-71477

Ages: 2-12 Years
Use Zone: 35' x 32'



NEW

PS5-73435

Ages: 2-12 Years
Use Zone: 41' x 53'

\$54,672.00

PS3-73127

Ages: 2-12 Years
Use Zone: 41' x 30'

NEW

PS3-73716

Ages: 2-12 Years
Use Zone: 40' x 30'



MODEL	AGES	CAPACITY	SIZE	USE ZONE	FALL HEIGHT	EST. TIMBER COUNT	ADA
PS3-71032	2-12	42	21' x 18'	33' x 30'	4'	30	Yes
PS5-71477	2-12	59	23' x 20'	35' x 32'	5'	30	Yes

MODEL	AGES	CAPACITY	SIZE	USE ZONE	FALL HEIGHT	EST. TIMBER COUNT	ADA
PS5-73435	2-12	129	29' x 41'	41' x 53'	6'	40	Yes
PS3-73127	2-12	65	29' x 18'	41' x 30'	6'	33	Yes
PS3-73716	2-12	65	28' x 18'	40' x 30'	5'	30	Yes

NEW PS3-73659

Ages: 2-12 Years
Use Zone: 47' x 33'

2-12 YEARS



NEW PS5-72777

Ages: 2-12 Years
Use Zone: 49' x 37'

PS3-72211

Ages: 2-12 Years
Use Zone: 26' x 32'

PS3-72179

Ages: 2-12 Years
Use Zone: 31' x 31'



PS3-72624-1

Ages: 2-12 Years
Use Zone: 30' x 31'

\$40,510.00

MODEL	AGES	CAPACITY	SIZE	USE ZONE	FALL HEIGHT	EST. TIMBER COUNT	ADA
PS3-73659	2-12	62	36' x 23'	47' x 33'	6'	33	Yes
PS3-72211	2-12	27	14' x 20'	26' x 32'	5'	27	Yes
PS3-72179	2-12	48	19' x 18'	31' x 31'	4'	26	Yes

MODEL	AGES	CAPACITY	SIZE	USE ZONE	FALL HEIGHT	EST. TIMBER COUNT	ADA
PS5-72777	2-12	77	37' x 25'	49' x 37'	5'	36	Yes
PS3-72624-1	2-12	30	18' x 19'	30' x 31'	6'	26	Yes

\$45,755.00

PS3-73009

Ages: 2-5 Years
Use Zone: 30' x 34'

Available Without Shade
PS3-73009-1
\$39,975.00



2-5 YEARS

NEW FX3-PRF-205-0062

Ages: 2-5 Years
Use Zone: 26' x 23'



\$101,845.00

PS5-73003

Ages: 2-5 Years
Use Zone: 57' x 35'



Imagination
in Action

**GOUGE
PRIMARY
SCHOOL**



MODEL	AGES	CAPACITY	SIZE	USE ZONE	FALL HEIGHT	EST. TIMBER COUNT	ADA
PS3-73009	2-5	49	18' x 22'	30' x 34'	3'	27	Yes
FX3-PRF-205-0062	2-5	21	16' x 15'	26' x 23'	3'	19	Yes

MODEL	AGES	CAPACITY	SIZE	USE ZONE	FALL HEIGHT	EST. TIMBER COUNT	ADA
PS5-73003	2-5	95	45' x 23'	57' x 35'	4'	39	Yes

NEW

PS3-73697

Ages: 2-5 Years
Use Zone: 32' x 22'

2-5 YEARS



\$41,715.00

PS3-73099

Ages: 2-5 Years
Use Zone: 33' x 28'



NEW

PS3-73656

Ages: 2-5 Years
Use Zone: 50' x 37'



PS5-72564

Ages: 2-5 Years
Use Zone: 28' x 40'



PS3-72816

Ages: 2-5 Years
Use Zone: 28' x 30'



NEW

PS3-73765

Ages: 2-5 Years
Use Zone: 34' x 25'



MODEL	AGES	CAPACITY	SIZE	USE ZONE	FALL HEIGHT	EST. TIMBER COUNT	ADA
PS3-73697	2-5	35	20' x 10'	32' x 22'	3'	88	Yes
PS5-72564	2-5	55	16' x 28'	28' x 40'	5'	30	Yes

MODEL	AGES	CAPACITY	SIZE	USE ZONE	FALL HEIGHT	EST. TIMBER COUNT	ADA
PS3-73099	2-5	44	21' x 16'	33' x 28'	4'	28	Yes
PS3-73656	2-5	65	40' x 25'	50' x 37'	4'	41	Yes
PS3-72816	2-5	45	16' x 18'	28' x 30'	3'	22	Yes
PS3-73765	2-5	32	22' x 13'	34' x 25'	4'	23	Yes



NEW

PS3-72778

Ages: 2-5 Years
Use Zone: 29' x 28'

2-5 YEARS



NEW

FX3-PRF-205-0064

Ages: 2-5 Years
Use Zone: 34' x 32'



NEW

PS3-71968

Ages: 2-5 Years
Use Zone: 30' x 28'

NEW

PS3-73657

Ages: 2-5 Years
Use Zone: 32' x 24'



NEW

PS3-72732

Ages: 2-5 Years
Use Zone: 27' x 29'

NEW

PS3-72320-1

Ages: 2-5 Years
Use Zone: 28' x 28'



MODEL	AGES	CAPACITY	SIZE	USE ZONE	FALL HEIGHT	EST. TIMBER COUNT	ADA
PS3-72778	2-5	40	17' x 16'	29' x 28'	4'	23	Yes
PS3-71968	2-5	40	18' x 16'	30' x 28'	3'	26	Yes
PS3-73657	2-5	28	21' x 15'	32' x 24'	3'	23	Yes

MODEL	AGES	CAPACITY	SIZE	USE ZONE	FALL HEIGHT	EST. TIMBER COUNT	ADA
FX3-PRF-205-0064	2-5	28	22' x 19'	34' x 32'	6'	26	Yes
PS3-72732	2-5	40	15' x 17'	27' x 29'	3'	24	Yes
PS3-72320-1	2-5	33	16' x 16'	28' x 28'	4'	23	Yes

\$24,175.00

PS3-71158

Ages: 2-5 Years
Use Zone: 24' x 29'

2-5 YEARS



NEW

PS3-73351

Ages: 2-5 Years
Use Zone: 34' x 33'



\$43,581.00

PS3-31400-1

Ages: 2-5 Years
Use Zone: 34' x 27'



NEW

FX3-PRF-205-0063

Ages: 2-5 Years
Use Zone: 34' x 32'



NEW

PS3-72629

Ages: 2-5 Years
Use Zone: 34' x 27'



PS3-73585-2

Ages: 2-5 Years
Use Zone: 47' x 37'



MODEL	AGES	CAPACITY	SIZE	USE ZONE	FALL HEIGHT	EST. TIMBER COUNT	ADA
PS3-71158	2-5	27	12' x 17'	24' x 29'	3'	23	Yes
FX3-PRF-205-0063	2-5	28	22' x 19'	34' x 32'	6'	26	Yes
PS3-72629	2-5	37	22' x 15'	34' x 27'	4'	27	Yes

MODEL	AGES	CAPACITY	SIZE	USE ZONE	FALL HEIGHT	EST. TIMBER COUNT	ADA
PS3-73351	2-5	55	22' x 21'	34' x 33'	4'	29	Yes
PS3-31400-1	2-5	44	16' x 24'	34' x 27'	5'	33	Yes
PS3-73585-2	2-5	65	35' x 25'	47' x 37'	5'	38	Yes

NEW

PS5-72012

Ages: 5-12 Years
Use Zone: 64' x 57'

ACTIVE



Imagination
in Action

HAYS PARK

NEW

PS3-73519

Ages: 5-12 Years
Use Zone: 60' x 58'



NEW

PS5-71365-2

Ages: 5-12 Years
Use Zone: 51' x 25'



MODEL	AGES	CAPACITY	SIZE	USE ZONE	FALL HEIGHT	EST. TIMBER COUNT
PS5-72012	5-12	118	52' x 45'	64' x 57'	7'	59
PS3-73519	5-12	165	48' x 46'	60' x 58'	8'	56

MODEL	AGES	CAPACITY	SIZE	USE ZONE	FALL HEIGHT	EST. TIMBER COUNT
PS5-71365-2	5-12	45	39' x 13'	51' x 25'	7'	35

\$37,740.00

PA5-70728

Ages: 5-12 Years
Use Zone: 46' x 25'

ACTIVE



\$52,960.00

PS5-73101

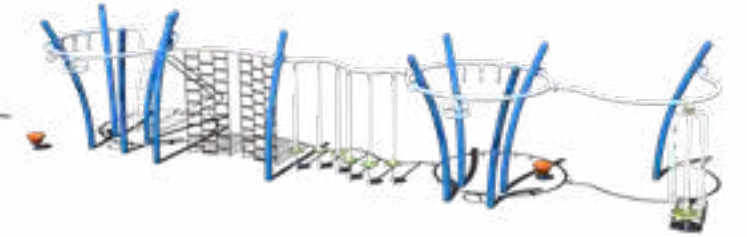
Ages: 5-12 Years
Use Zone: 40' x 42'



\$35,479.00

PA5-72849

Ages: 5-12 Years
Use Zone: 54' x 30'



\$33,576.00

PA5-72175

Ages: 5-12 Years
Use Zone: 55' x 30'



\$48,171.00

PS5-71364

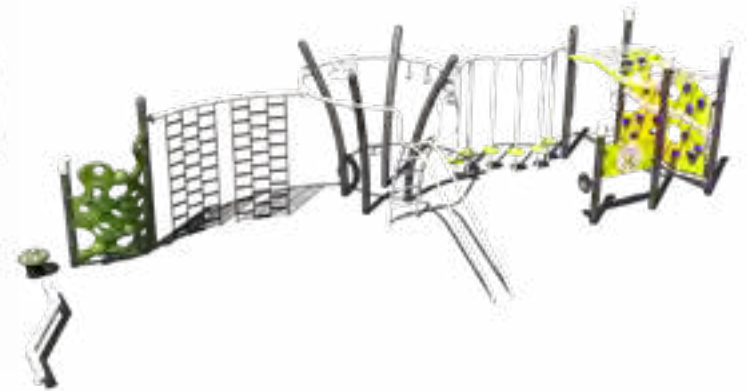
Ages: 5-12 Years
Use Zone: 38' x 48'



\$34,023.00

PS5-72617

Ages: 5-12 Years
Use Zone: 51' x 30'



MODEL	AGES	CAPACITY	SIZE	USE ZONE	FALL HEIGHT	EST. TIMBER COUNT
PA5-70728	5-12	47	13' x 34'	46' x 25'	8'	32
PA5-72175	5-12	32	43' x 18'	55' x 30'	7'	41

MODEL	AGES	CAPACITY	SIZE	USE ZONE	FALL HEIGHT	EST. TIMBER COUNT
PS5-73101	5-12	45	28' x 30'	40' x 42'	8'	26
PA5-72849	5-12	37	42' x 18'	54' x 30'	7'	41
PS5-71364	5-12	59	26' x 36'	38' x 48'	7'	40
PS5-72617	5-12	54	39' x 18'	51' x 30'	7'	40

QUICK SHIP

These six structures are available in either the Terra or Spring Storm color scheme. Ships within 5-8 business days, excluding holidays.

PS3-73783

Ages: 5-12 Years
Use Zone: 31' x 29'



Reverse View

\$26,776.00

PS3-73077

Ages: 2-5 Years
Use Zone: 28' x 27'



PS3-73782

Ages: 2-5 Years
Use Zone: 33' x 22'



MODEL	AGES	CAPACITY	SIZE	USE ZONE	FALL HEIGHT	EST. TIMBER COUNT	ADA
PS3-73783	5-12	48	19' x 17'	31' x 29'	5'	25	Yes
PS3-73077	2-5	29	16' x 15'	28' x 27'	3'	25	Yes
PS3-73782	2-5	35	21' x 11'	33' x 23'	3'	22	Yes

\$38,518.00

PS3-72329

Ages: 5-12 Years
Use Zone: 36' x 30'

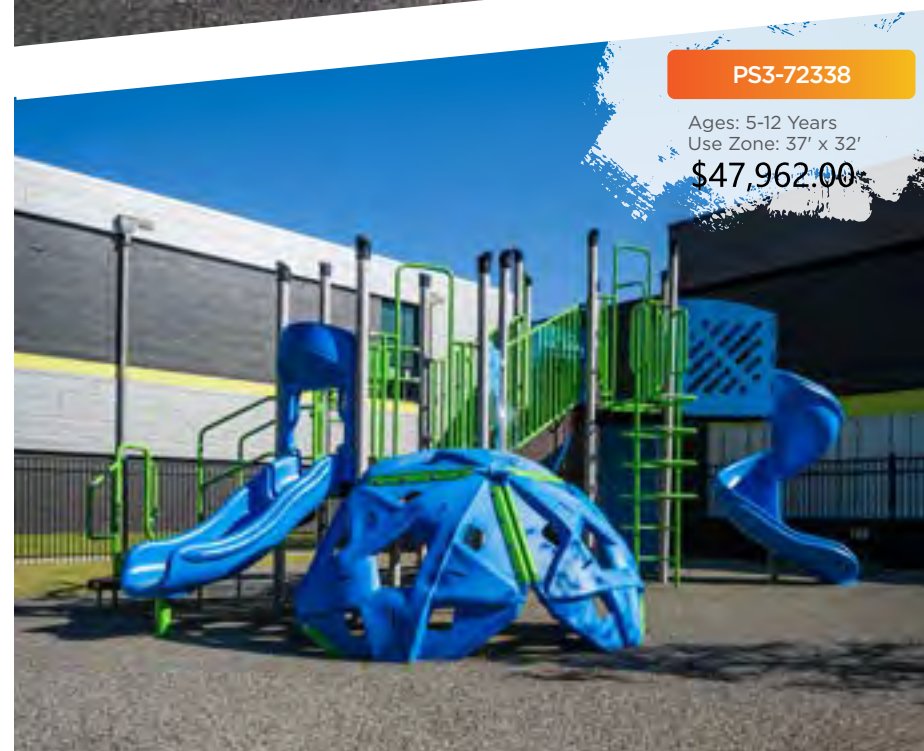


Quick Ship
in Action

**FOUST
ELEMENTARY**

PS3-72338

Ages: 5-12 Years
Use Zone: 37' x 32'
~~\$47,962.00~~



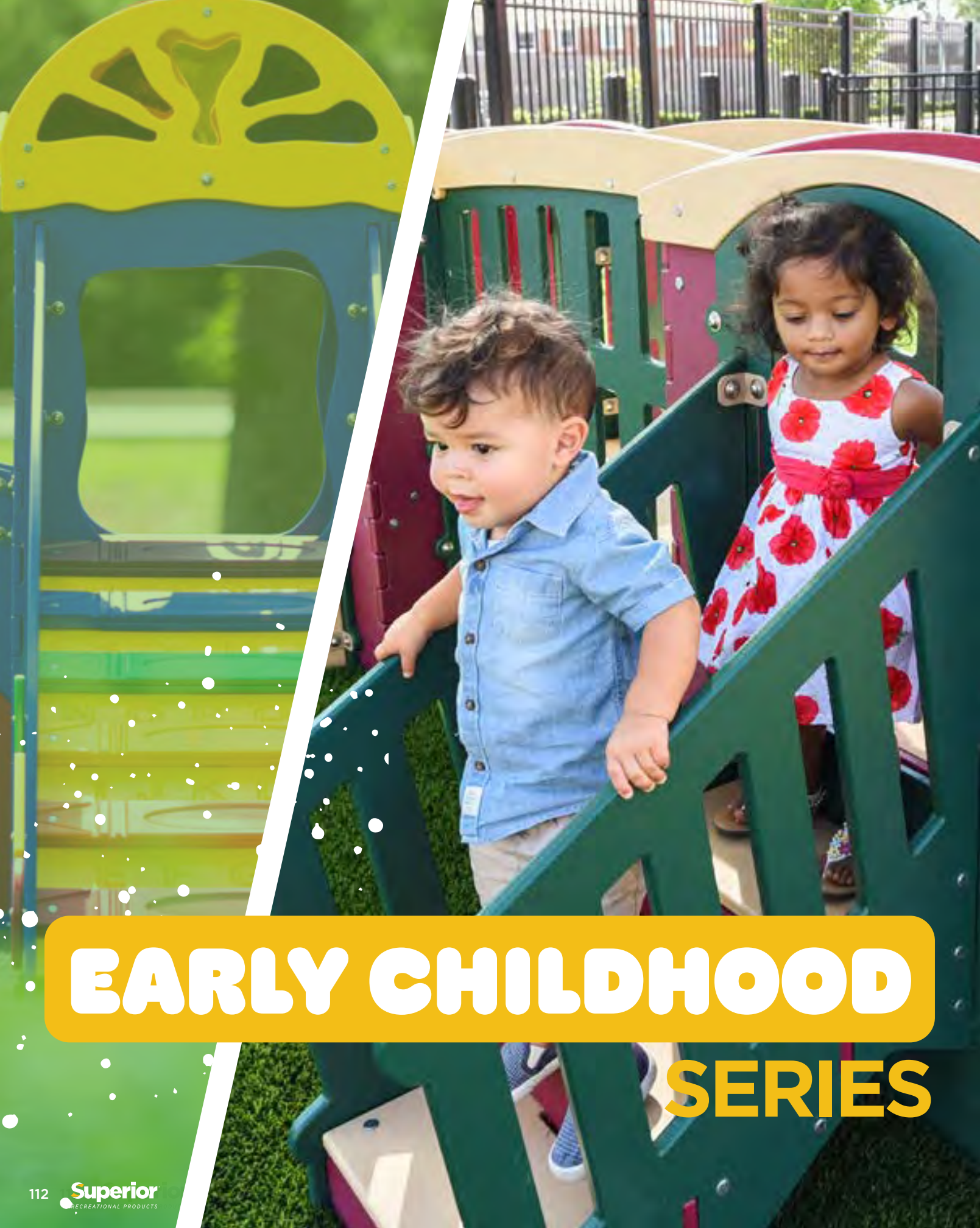
PS3-32207

Ages: 5-12 Years
Use Zone: 30' x 30'

\$26,852.00



MODEL	AGES	CAPACITY	SIZE	USE ZONE	FALL HEIGHT	EST. TIMBER COUNT	ADA
PS3-72329	5-12	58	24' x 18'	36' x 30'	6'	28	Yes
PS3-72338	5-12	82	25' x 20'	37' x 32'	7'	31	Yes
PS3-32207	5-12	35	18' x 18'	30' x 30'	7'	26	Yes



EARLY CHILDHOOD SERIES

6-23 MONTH STRUCTURES

\$20,701.00

TTL-0003XX

Ages: 6-23 Months
Use Zone: 25' x 23'

Available With Shade
TTL-0023XX

\$25,089.00



Reverse View



\$9,646.00

TTL-0001XX

Ages: 6-23 Months
Use Zone: 22' x 15'

Available With Shade
TTL-0021XX

\$14,077.00



\$18,928.00

TTL-0022XX

Ages: 6-23 Months
Use Zone: 20' x 24'

Available Without Shade
TTL-0002XX

\$14,497.00



MODEL	AGES	CAPACITY	SIZE	USE ZONE	FALL HEIGHT	ACTIVITIES	EST. TIMBER COUNT
TTL-0003XX	6-23 Mo.	24	13' x 13'	25' x 23'	30"	10	15
TTL-0001XX	6-23 Mo.	12	10' x 04'	20' x 24'	24"	5	10
TTL-0022XX	6-23 Mo.	17	12' x 09'	22' x 15'	24"	7	13

What's timber count? The amount of 4' playground timbers needed to surround the playground should a type of loose fill surfacing be used. See page 182 for more information.

AIG031

Ages: 6-23 Months
Capacity: 9
Structure Size: 11' x 8 1/2'
Use Zone: 24' x 21'

- Includes:
- Slide
 - Bongos
 - Spin and Find
 - Stairs
 - Texture Panel
 - Texture Climber

\$14,287.00

ADVENTURES IN GROWING®



TOT-TREK®

TFR0533XX

Ages: 6-23 Months
Capacity: 10
Structure Size: 12' x 8'
Use Zone: 20' x 24'

- Includes:
- Phase One
 - Bridge
 - Climber
 - Stairs
 - Activity Panels

\$15,224.00



\$9,779.00

AIG012

Ages: 6-23 Months
Capacity: 7
Structure Size: 11' x 2 1/2'
Use Zone: 24' x 15'

- Includes:
- Slide
 - Bongos
 - Finger Maze
 - Stairs



\$12,492.00

AIG021

Ages: 6-23 Months
Capacity: 8
Structure Size: 11' x 6'
Use Zone: 24' x 19'

- Includes:
- Slide
 - Bongos
 - Shape Spinners
 - Stairs
 - Arch Climber
 - Sound Cylinder & Bead Panel



\$7,937.00

TFR0520XX

Ages: 6-23 Months
Capacity: 5
Structure Size: 8' x 6'
Use Zone: 18' x 20'

- Includes:
- Stairs
 - Slide
 - Bubble Window
 - Texture Panel
 - Climber



\$23,212.00

TFR0518XX

Ages: 6-23 Months
Capacity: 15
Structure Size: 14' x 15'
Use Zone: 27' x 27'

- Includes:
- Phase Two
 - Crawl Tube
 - Slide
 - Activity Panels



AVAILABLE IN A PRIMARY OR NATURAL COLOR SCHEME.

AVAILABLE IN A PRIMARY, NATURAL, OR SPRINGTIME COLOR SCHEME.

DISCOVERY CENTERS®

\$13,272.00

DISCOVERY CENTER 5

Age Group: 2-5 Years
Use Zone: 28' x 31'



These units are easy to assemble and come with a 10-year limited warranty on upright posts and a 5-year limited warranty on plastic. Colors are shown. Mounting options available are ground spike or anchor bolt.

\$7,309.00

SAPLING

Age Group: 6-23 Months
Use Zone: 14' 5" x 19' 6"



\$7,785.00

DISCOVERY CENTER 2

Age Group: 2-5 Years
Use Zone: 22' x 27'



\$11,280.00

DISCOVERY CENTER 4

Age Group: 2-5 Years
Use Zone: 27' x 28'



\$3,812.00

SUPER SPROUT

Age Group: 6-23 Months
Use Zone: 14' 2" x 10' 5"
Meets ASTM F1487 Standards



\$5,244.00

SEEDLING

Age Group: 6-23 Months
Use Zone: 13' 7" x 13' 5"



MODEL	AGES	CAPACITY	USE ZONE	FALL HEIGHT	MOUNTING
Discovery Center 5	2-5	20-25	28' x 31'	3' 9"	Ground Spike or Anchor Bolt
Discovery Center 2	2-5	10-15	22' x 27'	3' 1.5"	Ground Spike or Anchor Bolt
Discovery Center 4	2-5	15-20	27' x 28'	3' 1.5"	Ground Spike or Anchor Bolt

MODEL	AGES	CAPACITY	USE ZONE	FALL HEIGHT	MOUNTING
Sapling	6-23 Months	15-25	14' 5" x 19' 6"	1' 10"	Ground Spike or Anchor Bolt
Super Sprout	6-23 Months	6-8	14' 2" x 10' 5"	1' 3"	Ground Spike or Anchor Bolt
Seedling	6-23 Months	8-10	13' 7" x 13' 5"	1' 10"	Ground Spike or Anchor Bolt

FREESTANDING

PLAY

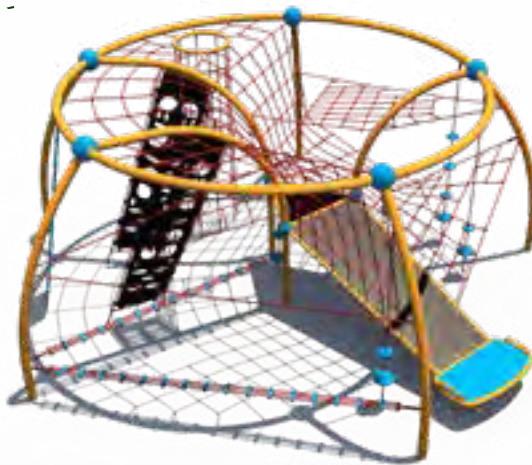
- 120 Climbers
- 137 Overhead Ladders
- 138 Sensory Play
- 139 Slides
- 140 Rockers, Spinners, & Rollers
- 142 Spring Riders
- 144 Swings
- 146 Zip Lines
- 147 Games
- 148 Balancing
- 150 Musical Play
- 152 Dramatic Play
- 154 Fitness





CLIMBERS ASCEND ROPE

ONE OF OUR TOP PICKS



\$47,053.00
Ascend Mosura
 Model: RC-8150SR
 Use Zone: 34' 11" x 33' 10"
 Fall Height: 9'
 Ages: 5-12




\$51,176.00
Ascend Starpad
 Model: RC-R009SR
 Ages: 5-12 Years
 Fall Height: 5'
 Size: 24'-2" x 21'-6" x 9'-1"
 Use Zone: 36' x 33'-6"



\$57,928.00
Ascend Swirl Twist
 Model: RC-R007SR
 Ages: 5-12 Years
 Fall Height: 9'
 Size: 19'-8" x 19'-9" x 9'-2"
 Use Zone: 31'-8" x 31'-9"




\$79,800.00
Ascend Orbiter
 Model: RC-923-SR
 Use Zone: 37' 9" x 36' 11"
 Fall Height: 10'
 Ages: 5-12



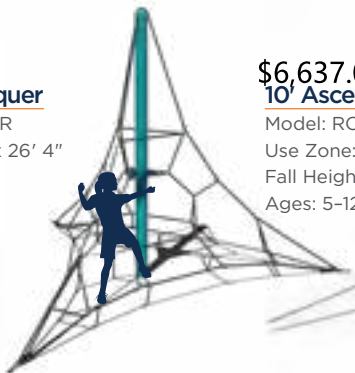
\$51,419.00
Ascend Dual Swirl
 Model: RC-R088SR
 Ages: 5-12 Years
 Fall Height: 8'
 Size: 26'-8" x 14'-2" x 8'-3"
 Use Zone: 38'-8" x 26'-6"



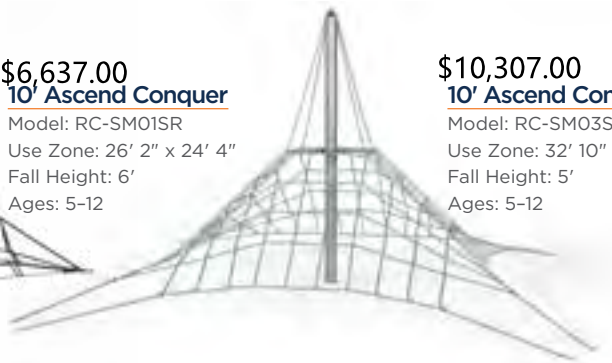
\$22,515.00
Ascend Swirl
 Model: RC-R008SR
 Ages: 5-12 Years
 Fall Height: 5'
 Size: 17'-1" x 8' x 5'-11"
 Use Zone: 29'-1" x 20'



\$7,869.00
9' Ascend Conquer
 Model: RC-SM02SR
 Use Zone: 26' 4" x 26' 4"
 Fall Height: 5'
 Ages: 5-12



\$6,637.00
10' Ascend Conquer
 Model: RC-SM01SR
 Use Zone: 26' 2" x 24' 4"
 Fall Height: 6'
 Ages: 5-12



\$10,307.00
10' Ascend Conquer Max
 Model: RC-SM03SR
 Use Zone: 32' 10" x 32' 10"
 Fall Height: 5'
 Ages: 5-12

CAN ATTACH TO PLAY STRUCTURES

- Ascend Tower**
Ages: 5-12
- \$12,632.00 11' Tower**
Model: RC-101-1SR
Use Zone: 27' 6" x 27' 6"
Fall Height: 6'
- \$14,456.00 13' Tower (shown)**
Model: RC-101SR
Use Zone: 30' 7" x 30' 7"
Fall Height: 6'
- \$19,934.00 15' Tower**
Model: RC-102-1SR
Use Zone: 37' 6" x 37' 6"
Fall Height: 7'
- \$20,846.00 19' Tower**
Model: RC-102SR
Use Zone: 44' 6" x 44' 6"
Fall Height: 7'





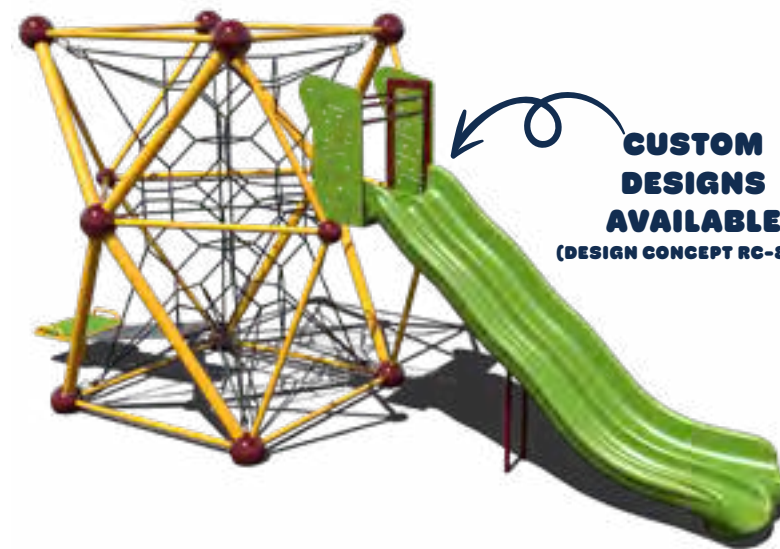
ASCEND THRILL TOWER WITH SLIDE

Model: RC-X2SITSR
 Use Zone: 42' 37" x 26' 6"
 Fall Height: 10'
 Ages: 5-12
\$97,856.00

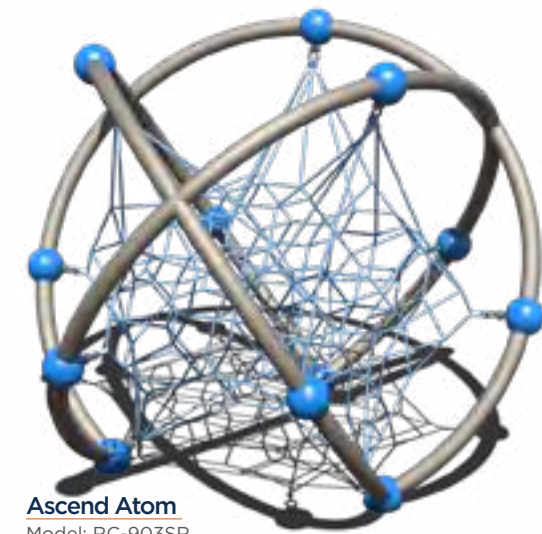


ASCEND THRILL TOWER 2

Model: RC-X2MSR
 Use Zone: 23' 3" x 22' 11"
 Fall Height: 10'
 Ages: 5-12



**CUSTOM
 DESIGNS
 AVAILABLE**
 (DESIGN CONCEPT RC-S140)

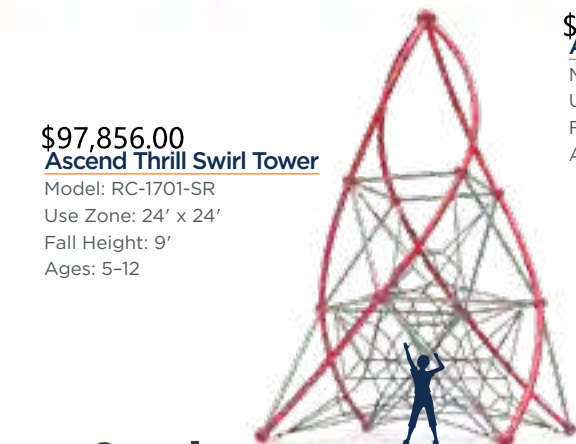


Ascend Atom
 Model: RC-903SR
 Use Zone: 26' 4" x 24' 9"
 Fall Height: 7'
 Ages: 5-12
\$46,436.00

CLIMBERS ASCEND ROPE



\$81,090.00
Ascend Swirl Tower with Slide
 Model: RC-1702T-SR
 Use Zone: 45' 11" x 27'
 Fall Height: 12'
 Ages: 5-12




\$97,856.00
Ascend Thrill Swirl Tower
 Model: RC-1701-SR
 Use Zone: 24' x 24'
 Fall Height: 9'
 Ages: 5-12

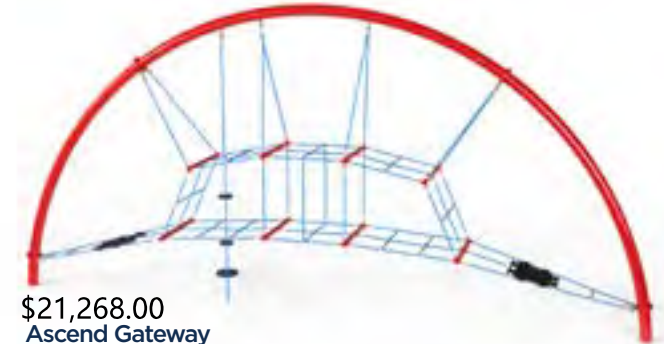


\$137,540.00
Ascend Spire
 Model: RC-8075
 Use Zone: 29' x 36'
 Fall Height: 14'
 Ages: 5-12

\$83,355.00
Ascend Thrill Tower
 Model: RC-X2SR
 Use Zone: 23' 3" x 22' 11"
 Fall Height: 10'
 Ages: 5-12



\$36,683.00
Ascend Helix
 Model: RC-TS006SR
 Use Zone: 33' 4" x 22' 4"
 Fall Height: 9'
 Ages: 5-12

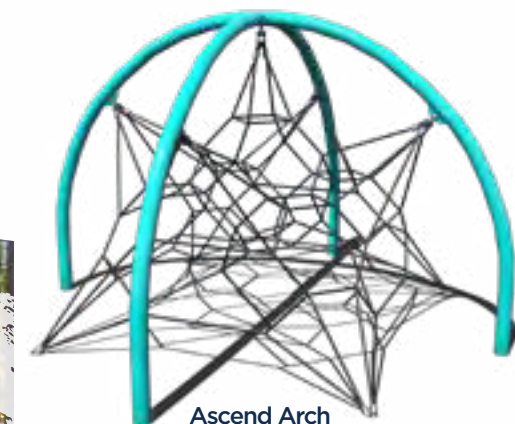


\$21,268.00
Ascend Gateway
 Model: RC-9001SR
 Use Zone: 38' 9" x 15' 2"
 Fall Height: 7'
 Ages: 5-12



\$12,981.00
ASCEND DEMI HELIX

Model: RC-TS001SR
 Use Zone: 26' 5" x 22' 4"
 Fall Height: 9'
 Ages: 5-12



Ascend Arch
 Model: RC-909SR
 Use Zone: 25' 6" x 25' 6"
 Fall Height: 6'
 Ages: 5-12
\$22,794.00



\$15,201.00
9' ASCEND WEB WHIRL

Model: RC-1200SR
 Ages: 5-12
 Fall Height: 4'
 Use Zone: 18' 7" x 18' 7"



10' Ascend Web Whirl
 Model: RC-2000-FSR
 Ages: 5-12
 Fall Height: 7'
 Use Zone: 22' 10" x 22' 10"
\$21,021.00



\$22,801.00
14' Ascend Web Whirl
 Model: RC-2100-FSR
 Ages: 5-12
 Fall Height: 10'
 Use Zone: 22' 10" x 22' 10"




Ascend Peak Duo
 Model: RC-803SR
 Ages: 5-12 Years
 Fall Height: 8'
 Size: 38'-11" x 19'-3" x 14'-4"
 Use Zone: 50'-11" x 31'-3"



Ascend Peak with Bridge
 Model: RC-802-BSR
 Ages: 5-12 Years
 Fall Height: 8'
 Size: 13'-10" x 13'-10" x 14'-3"
 Use Zone: 25'-10" x 25'-10"

13' VERSION ALSO AVAILABLE (RC-802-1SR)


CLIMBERS ASCEND ROPE



\$129,064.00
Ascend Manta Ray
 Model: RC-8081SR
 Ages: 5-12 Years
 Fall Height: 9'
 Size: 46'-5" x 40'-10" x 8'-3"
 Use Zone: 58'-5" x 52'-10"



\$104,907.00
Ascend Airplane
 Model: RC-P101SR
 Ages: 5-12 Years
 Fall Height: 7'
 Size: 27'-1" x 22'-9" x 6'-11"
 Use Zone: 39'-1" x 34'-9"



12' Ascend Peak
 Model: RC-808SR
 Ages: 5-12 Years
 Fall Height: 8'
 Size: 12'-8" x 12'-8" x 12'-4"
 Use Zone: 24'-8" x 12'-8"



14' ASCEND PEAK
 Model: RC-802SR
 Ages: 5-12 Years
 Fall Height: 8'
 Size: 13'-10" x 13'-10" x 14'-3"
 Use Zone: 29' 10" x 29' 10"

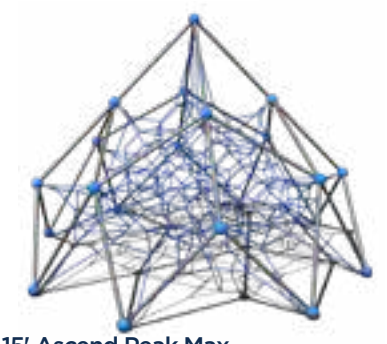


Ascend Top Spinner
 Model: RC-2300-F-SR
 Ages: 5-12
 Fall Height: 8'
 Use Zone: 22' 10" x 22' 10"
\$22,962.00



ASCEND DRAGONFLY

Model: RC-8196SR
 Ages: 5-12 Years
 Fall Height: 12'
 Size: 38'-4" x 28'-6" x 11'-11"
 Use Zone: 50'-4" x 40'-6"
\$162,370.00



15' Ascend Peak Max
 Model: RC-804SR
 Ages: 5-12
 Fall Height: 8'
 Size: 19'-3" x 19'-3" x 14'-7"
 Use Zone: 31' 3" x 31' 3"
\$28,613.00



18' Ascend Peak Max
 Model: RC-805SR
 Ages: 5-12
 Fall Height: 6'
 Sizes: 17'-2" x 17'-2" x 18'-2"
 Use Zone: 29' 2" x 29' 2"



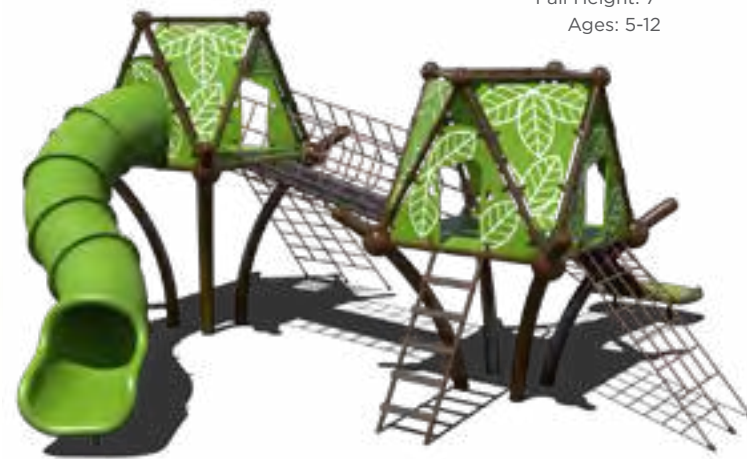
18' Ascend Peak Max with Slide
 Model: RC-805-SP5TSR
 Ages: 5-12
 Fall Height: 7'
 Size: 28'-9" x 22'-7" x 18'
 Use Zone: 41' x 34'-7"

ASCEND TREEFORT WITH SLIDE

Model: RC-NTS1002SR
 Use Zone: 34' x 30'-6"
 Fall Height: 7'
 Ages: 5-12



\$86,281.00
Ascend Dual Treefort
 Model: RC-NTS2001SR
 Use Zone: 38' 11" x 36' 10"
 Fall Height: 7'
 Ages: 5-12



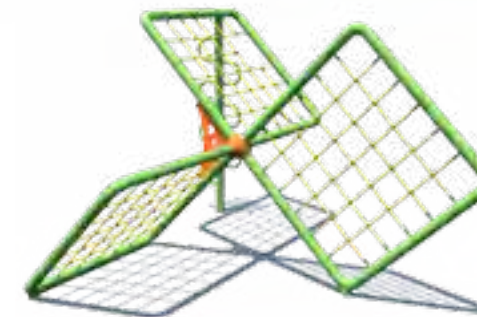
\$47,889.00
Ascend Overlook with Slide
 Model: RC-SH102T-SR
 Fall Height: 5'
 Use Zone: 38' 6" x 31' 2"
 Ages: 5-12



CLIMBERS ASCEND ROPE



\$48,620.00
10' Ascend Origami
 Model: RC-F201SR
 Ages: 5-12 Years
 Fall Height: 10'
 Size: 27'-10" x 20'-1" x 10"
 Use Zone: 39'-10" x 32'-1"



\$21,824.00
9' Ascend Origami
 Model: RC-F101SR
 Ages: 5-12 Years
 Fall Height: 9'
 Size: 15'-2" x 13'-6" x 9'-6"
 Use Zone: 27'-2" x 25'-6"



\$11,570.00
7' Ascend Origami
 Model: RC-F8188SR
 Ages: 5-12 Years
 Fall Height: 7'
 Size: 10'-10" x 9'-4" x 6'-6"
 Use Zone: 22'-10" x 21'-4"

CLIMBERS ASCEND ROPE

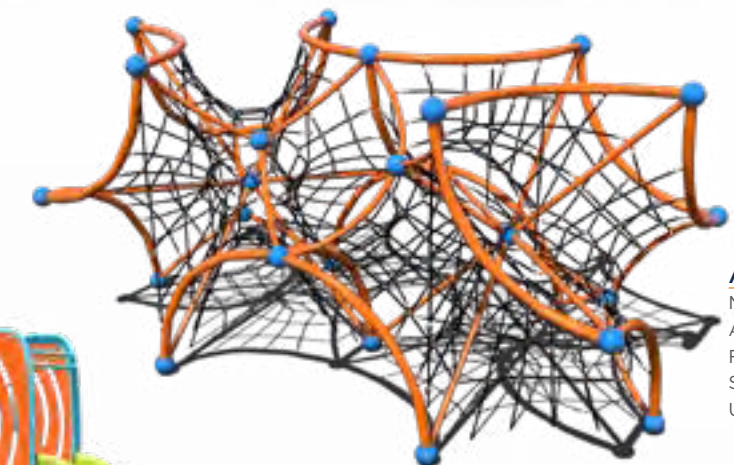
\$130,067.00
Ascend Treefort with Tower
 Model: RC-8039SR
 Use Zone: 39' 3" x 35' 6"
 Fall Height: 10'
 Ages: 5-12



\$35,933.00
Ascend Overlook
 Model: RC-SH101-SR
 Fall Height: 5'
 Use Zone: 22' 10" x 22' 10"
 Ages: 5-12

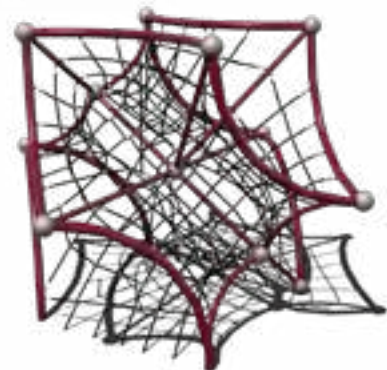


\$60,887.00
Ascend Soar with Slide
 Model: RC-813SR
 Ages: 5-12 Years
 Fall Height: 6'
 Size: 26' x 14'-7" x 12"
 Use Zone: 38' x 26'7"




\$73,365.00
Ascend Soar Duo
 Model: RC-812SR
 Ages: 5-12 Years
 Fall Height: 10'
 Size: 20'-5" x 10'-6" x 10'-6"
 Use Zone: 32'-5" x 22'-6"

\$38,458.00
Ascend Soar
 Model: RC-811SR
 Ages: 5-12 Years
 Fall Height: 10'
 Use Zone: 22'-6" x 22'-6"



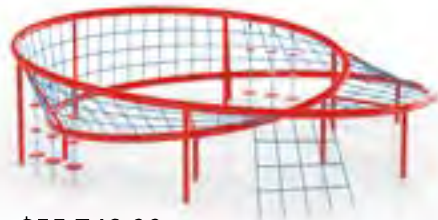
CLIMBERS ASCEND ROPE



\$73,039.00
Ascend Modern 11
 Model: RC-8098SR
 Ages: 5-12 Years
 Fall Height: 11'
 Size: 40'-11" x 13' x 12"
 Use Zone: 53'-5" x 25'-2"




\$71,709.00
Ascend Modern 10
 Model: RC-8097SR
 Ages: 5-12 Years
 Fall Height: 10'
 Size: 30'-7" x 11'-1" x 10'-3"
 Use Zone: 42'-8" x 23'




\$55,748.00
Ascend Cyclone Twist
 Model: RC-R004SR
 Ages: 5-12 Years
 Fall Height: 6'
 Size: 23'-11" x 23'-6" x 6'-5"
 Use Zone: 35'-11" x 35'-6"



\$44,477.00
Ascend Cyclone
 Model: RC-8064SR
 Ages: 5-12 Years
 Fall Height: 9'
 Size: 22'-3" x 22'-3" x 8'-9"
 Use Zone: 34'-3" x 34'-3"



\$82,719.00
Ascend Dual Cyclone
 Model: RC-R005SR
 Use Zone: 38'-1" x 35'-5"
 Fall Height: 7'
 Ages: 5-12 Years




\$84,967.00
Ascend Wave Track
 Model: RC-8186SR
 Ages: 5-12 Years
 Fall Height: 8'
 Size: 30'-8" x 25'-10" x 7'-10"
 Use Zone: 42'-8" x 37'-10"



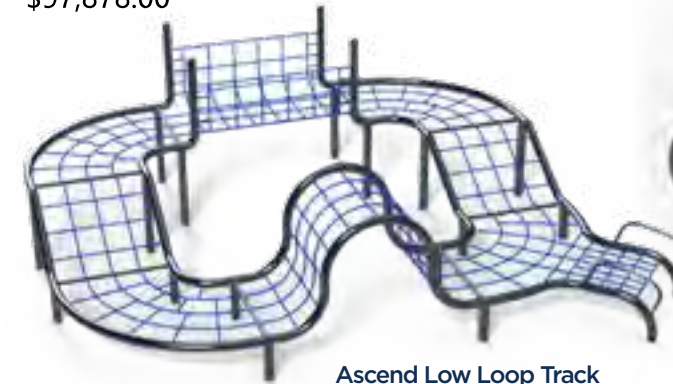
\$101,084.00
Ascend Loop
 Model: RC-8187SR
 Ages: 5-12 Years
 Fall Height: 10'
 Size: 29'-7" x 24'-10" x 10'-2"
 Use Zone: 41'-8" x 36'-10"



\$97,878.00
Ascend Tall Loop Track
 Model: RC-R003SR
 Use Zone: 40' 10" x 40' 10"
 Fall Height: 8'
 Ages: 5-12



\$67,124.00
Ascend Low Wave Track
 Model: RC-M006SR
 Use Zone: 41' 10" x 35' 1"
 Fall Height: 5'
 Ages: 5-12



\$49,128.00
Ascend Low Loop Track
 Model: RC-M001-1SR
 Use Zone: 31' 3" x 28' 1"
 Fall Height: 5'
 Ages: 5-12



\$120,615.00
Ascend Tall Wave Track
 Model: RC-R001SR
 Use Zone: 53' 1" x 40' 10"
 Fall Height: 7'
 Ages: 5-12



\$274,208.00
Ascend Wave Train
 Model: RC-1515-SR
 Use Zone: 96' 3" X 84' 9"
 Fall Height: 8'
 Ages: 5-12



\$333,640.00
Ascend Funnel Web
 Model: RC-LO05-SR
 Use Zone: 73' x 70' 5"
 Fall Height: 9'
 Ages: 5-12



HELIONET

Model: HLN-6006
 Use Zone: 28' x 26'
 Fall Height: 8'
 Ages: 5-12
\$40,715.00

CLIMBERS HELIONET



\$30,206.00
HelioNet
 Model: HLN-4005
 Use Zone: 20' x 20'
 Fall Height: 7'
 Ages: 5-12



\$24,281.00
HelioNet
 Model: HLN-4004
 Use Zone: 20' x 20'
 Fall Height: 7'
 Ages: 5-12



\$35,560.00
HelioNet
 Model: HLN-4012
 Use Zone: 20' x 20'
 Fall Height: 7'
 Ages: 5-12



\$34,216.00
HelioNet
 Model: HLN-6007
 Use Zone: 28' x 26'
 Fall Height: 8'
 Ages: 5-12




HelioNet
 Model: HLN-6008
 Use Zone: 20' x 20'
 Fall Height: 7'
 Ages: 5-12
\$37,833.00



\$55,302.00
HelioNet
 Model: HLN-6001
 Use Zone: 28' x 26'
 Fall Height: 8'
 Ages: 5-12



\$21,719.00
HelioNet
 Model: HLN-4008
 Use Zone: 20' x 20'
 Fall Height: 7'
 Ages: 5-12



HelioNet
 Model: HLN-4009
 Use Zone: 20' x 20'
 Fall Height: 7'
 Ages: 5-12
\$26,343.00



\$36,510.00
HelioNet
 Model: HLN-4010
 Use Zone: 20' x 20'
 Fall Height: 7'
 Ages: 5-12




HelioNet
 Model: HLN-6003
 Use Zone: 28' x 26'
 Fall Height: 8'
 Ages: 5-12
\$60,921.00



HelioNet
 Model: HLN-6000
 Use Zone: 28' x 27'
 Fall Height: 8'
 Ages: 5-12
\$61,394.00



HelioNet
 Model: HLN-4011
 Use Zone: 20' x 20'
 Fall Height: 7'
 Ages: 5-12
\$43,620.00

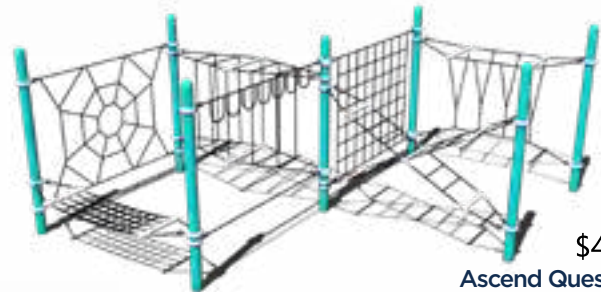




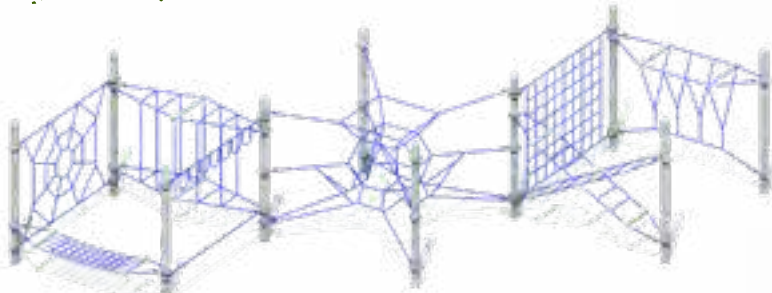
CLIMBERS QUEST COURSE



\$77,511.00
Ascend Quest 15 Course
 Model: RC-A015SR
 Use Zone: 56' 2" x 39' 4"
 Fall Height: 7'
 Ages: 5-12



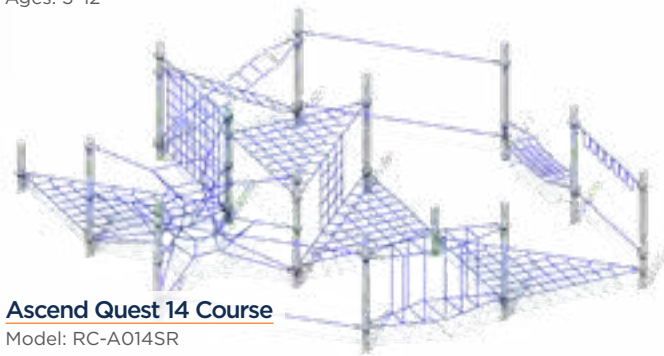
\$47,604.00
Ascend Quest 8 Course
 Model: RC-A008SR
 Use Zone: 34' 7" x 32' 5"
 Fall Height: 7'
 Ages: 5-12



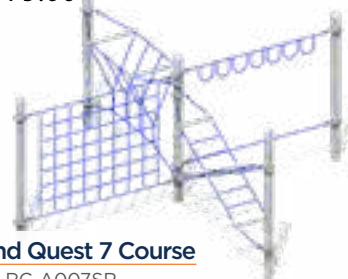
\$53,076.00
Ascend Quest 9 Course
 Model: RC-A009SR
 Use Zone: 44' 5" x 42' 3"
 Fall Height: 7'
 Ages: 5-12



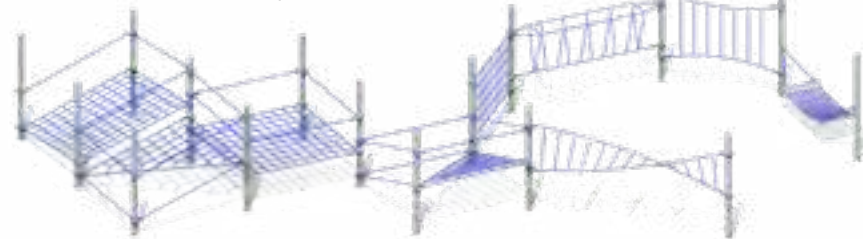
\$36,379.00
Ascend Quest 11 Course
 Model: RC-A011SR
 Use Zone: 45' 3" x 26' 8"
 Fall Height: 7'
 Ages: 5-12



\$73,410.00
Ascend Quest 14 Course
 Model: RC-A014SR
 Use Zone: 44' 5" x 43' 2"
 Fall Height: 7'
 Ages: 5-12




\$28,733.00
Ascend Quest 7 Course
 Model: RC-A007SR
 Use Zone: 26' 8" x 26' 8"
 Fall Height: 7'
 Ages: 5-12



\$28,733.00
Ascend Quest 5 Course
 Model: RC-A005SR
 Use Zone: 70' x 53'-10"
 Fall Height: 7'
 Ages: 5-12

CLIMBERS MATRIX



\$13,284.00
Mole Hill
 Model: 87000010XX
 Use Zone: 26' x 26'
 Height: 6'
 Ages: 5-12




\$5,492.00
Half Arch
 Model: 87000014XX
 Use Zone: 26' x 20'
 Height: 5'
 Ages: 5-12



\$3,004.00
Mini Arch
 Model: 87000011XX
 Use Zone: 20' x 17'
 Height: 4'
 Ages: 5-12



\$6,842.00
Hump
 Model: 87000020XX
 Use Zone: 24' x 24'
 Height: 2'
 Ages: 5-12



\$19,916.00
Mound
 Model: 87000016XX
 Use Zone: 27' x 27'
 Height: 8'
 Ages: 5-12



\$5,151.00
Mini Half Dome
 Model: 87000026XX
 Use Zone: 20' x 18'
 Height: 6'
 Ages: 5-12



\$12,829.00
Half Dome
 Model: 87000024XX
 Use Zone: 27' x 20'
 Height: 10'
 Ages: 5-12



\$5,195.00
CRISS CROSS
 Model: 87000034XX
 Use Zone: 25' x 16'
 Height: 6'
 Ages: 5-12



\$2,784.00
TRI-PENT
 Model: 87000023XX
 Use Zone: 21' x 21'
 Height: 4'
 Ages: 5-12

\$12,235.00

TRI-RUNG BUBBLE TREK

Model: TFR0751XX
Use Zone: 38' x 16'
Fall Height: 7'
Ages: 5-12



CLIMBERS



**\$16,632.00
Wiggle Walk Bubble Trek**

Model: TFR0750XX
Use Zone: 38' x 16'
Fall Height: 7'
Ages: 5-12



Climbing Wall Bubble Trek \$14,345.00


Model: TFR0752XX
Use Zone: 38' x 16'
Fall Height: 7'
Ages: 5-12



Bubble Storm Climber

Model: EFR0160XX
Use Zone: 22' x 22'
Ages: 5-12

\$7,792.00



8-Section Bubble Wall Circle

Model: EFR0070XX
Use Zone: 26' x 26'
Ages: 5-12

\$12,508.00



4-Section Bubble Wall

Model: EFR0068XX
Use Zone: 14' x 30'
Ages: 5-12

\$6,374.00



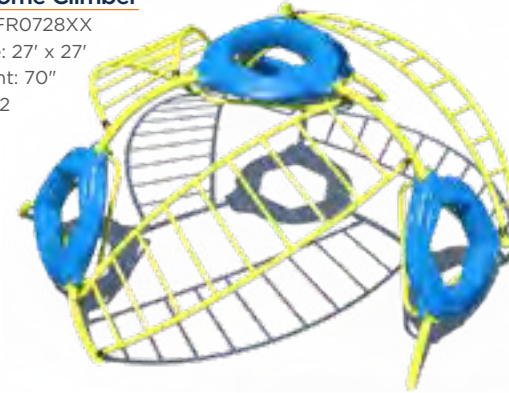
**\$4,804.00
Moon Crater**

Model: TFR0655XX
Use Zone: 21' x 21'
Height: 4 1/2'
Ages: 2-12

Only Available in Colors Shown


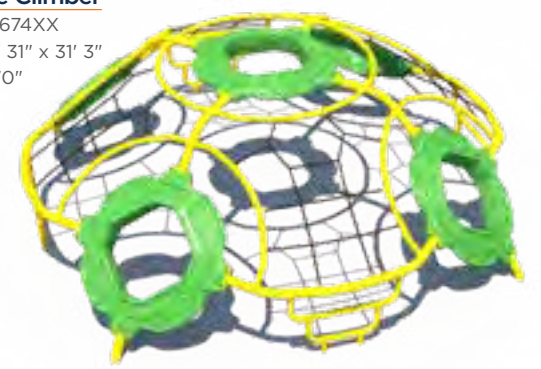
**\$9,861.00
Delta Dome Climber**

Model: TFR0728XX
Use Zone: 27' x 27'
Fall Height: 70"
Ages: 5-12



**\$20,491.00
Tetra Dome Climber**

Model: TFR0674XX
Use Zone: 31' 31" x 31' 3"
Fall Height: 70"
Ages: 5-12



**\$3,309.00
Zany Zipper Arch Climber**

Model: 90007113XX
Use Zone: 28' x 14'
Ages: 5-12



**\$4,007.00
Camel Back Kids Climber**

Model: 90007112XX
Use Zone: 27' x 15'
Ages: 5-12



**\$5,270.00
Fire Station Climber**

Model: TFR05580XX
Use Zone: 26' x 26'
Ages: 5-12



Climb & Discover Cave

Use Zone: 20' x 21'
Ages: 2-12

Only Available in Beige

Primary Hand Holds: TFR0613XX

Natural Hand Holds: TFR0614XX

\$5,800.00



Hump Camel Climber

Model: TFR16968XX
Use Zone: 17' x 14'
Ages: 5-12

\$1,944.00



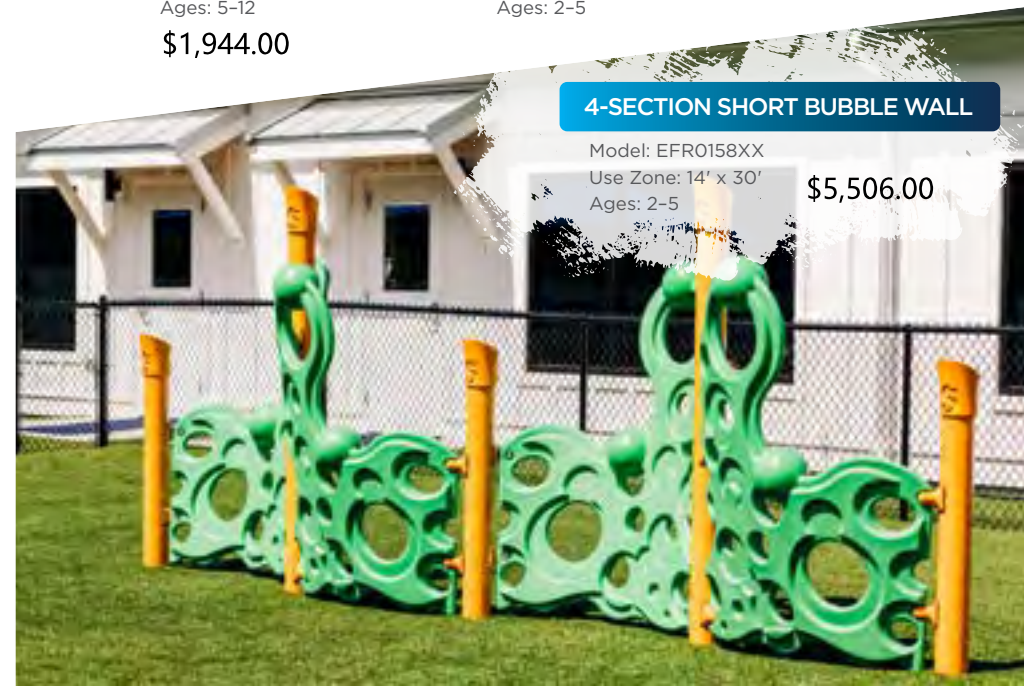
**\$1,541.00
Hump Camel Climber Junior**

Model: TFR16985XX
Use Zone: 14'-2" x 17'-5"
Ages: 2-5

4-SECTION SHORT BUBBLE WALL

Model: EFR0158XX
Use Zone: 14' x 30'
Ages: 2-5

\$5,506.00



HURRICANE CLIMBER

Use Zone: 24' x 24'

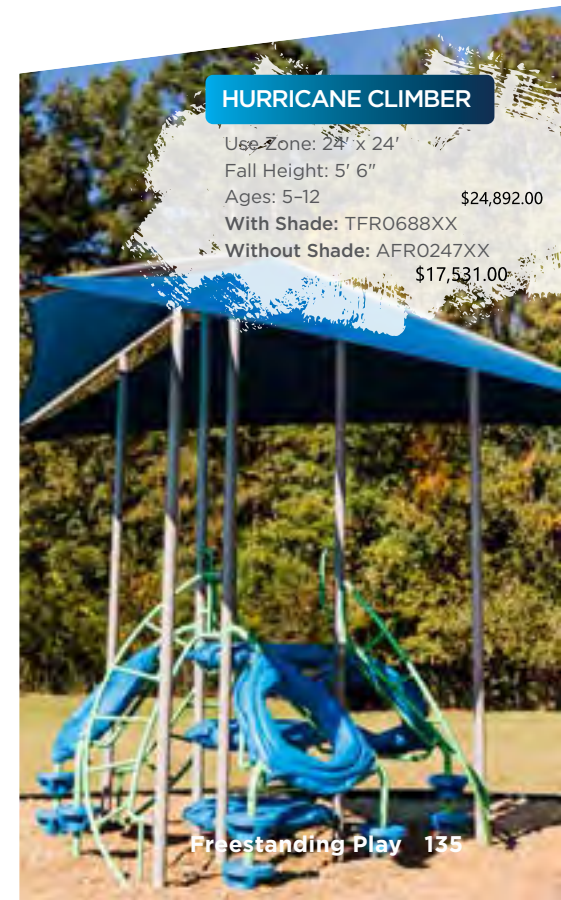
Fall Height: 5' 6"

Ages: 5-12

With Shade: TFR0688XX

Without Shade: AFR0247XX

\$24,892.00
\$17,531.00



SMALL CLIMBING BOULDER

Use Zone: 18' 1" x 17' 7"
 Height: 3'
 Ages: 2-12
 Granite Color: GRN-SM \$7,262.00
 Sandstone Color: SND-SM \$7,648.00



Large Climbing Boulder

Use Zone: 19' 7" x 17' 5"
 Height: 8'
 Ages: 5-12
 Granite: GRN-LG \$29,460.00
 Sandstone: SND-LG \$29,722.00



Medium Climbing Boulder

Use Zone: 18' 6" x 17'
 Height: 5'
 Ages: 2-12
 Granite Color: GRN-MD \$16,446.00
 Sandstone Color: SND-MD \$18,292.00

CLIMBERS



\$8,476.00
Vertical Spider Net Climber
 Model: EFR0103XX
 Use Zone: 21' x 12'
 Fall Height: 9'
 Ages: 5-12



\$6,144.00
Hex Net Climber
 Model: EFR0109XX
 Fall Height: 4'
 Use Zone: 20' x 19'
 Ages: 5-12



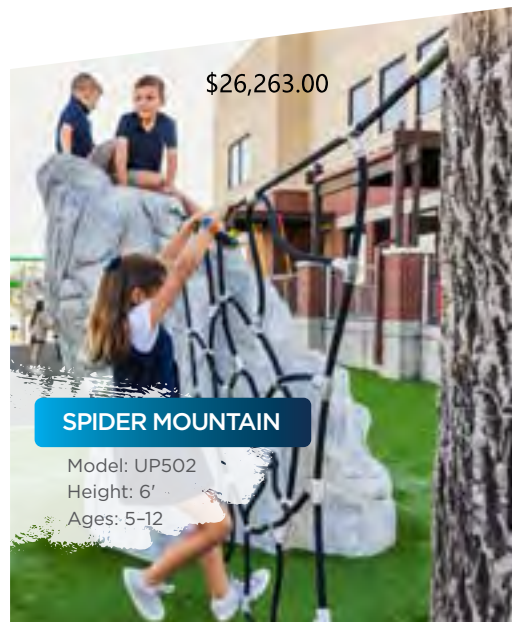
Chain Climbing Wall
 Use Zone: 20' x 12'
 Ages: 5-12
3.5" Post \$2,781.00
 Model: 90007103XX
5" Post \$2,769.00
 Model: 90007003XX



\$8,391.00
Lateral Rock Wall
 Model: RECF0043XX
 Use Zone: 21' x 13'
 Ages: 5-12



\$20,777.00
Teepee Climber
 Model: TFR0681XX
 Use Zone: 25' x 23'
 Height: 4'
 Ages: 2-12
 Also Available with Buffalo Graphics TFR0658XX




SPIDER MOUNTAIN

Model: UP502
 Height: 6'
 Ages: 5-12

\$26,263.00

PIKE'S PEAK

Model: UP503
 Use Zone: 19' x 20'
 Height: 3'
 Ages: 5-12



\$9,192.00



OVERHEAD LADDERS



\$5,400.00
Rock Face Climber
 Model: TFR0664XX
 Use Zone: 21' x 17'
 Ages: 5-12



Trapeze Ring
 Model: AFR0098XX
 Use Zone: 16' x 21'
 Ages: 5-12
\$5,887.00



\$6,293.00
Over Under
 Model: AFR0165XX
 Use Zone: 21' x 18'
 Ages: 5-12



10' Track Glide
 Model: AFR0118XX
 Use Zone: 16' x 21'
 Ages: 5-12
\$5,926.00



Three Wheel Swinger
 Model: AFR0116XX
 Use Zone: 16' x 21'
 Ages: 5-12
\$6,144.00



Loop Rung
 Model: AFR0104XX
 Use Zone: 16' x 21'
 Ages: 5-12
\$5,852.00



Wavy Rung
 Model: AFR0114XX
 Use Zone: 16' x 21'
 Ages: 5-12
\$5,449.00



Tri-Rung
 Model: AFR0110XX
 Use Zone: 16' x 21'
 Ages: 5-12
\$3,323.00



360° Orbital Ladder
 Model: EFR0072XX
 Use Zone: 23' x 21'
 Ages: 5-12
\$7,478.00



A COZY, SEMI-ENCLOSED SPACE TO EXPLORE SENSORY-BASED PLAY

NEW **Sensory Nook**
Model: EFR0179XX
Ages: 2-12

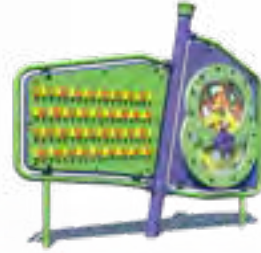


SISTEM PANELS SPARK CURIOSITY THROUGH SENSORY, STEM-INSPIRED PLAY

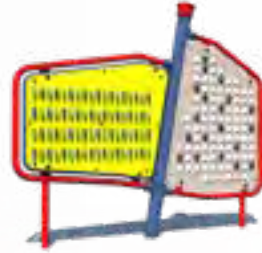
SENSORY SISTEM & NOOK



STEM-0001 \$6,352.00
Size: 74" Wide x 6" Deep
Ages: 2-12



STEM-0002 \$7,170.00
Size: 74" Wide x 6" Deep
Ages: 2-12



STEM-0003 \$8,038.00
Size: 74" Wide x 6" Deep
Ages: 2-12



STEM-0004 \$6,352.00
Size: 74" Wide x 6" Deep
Ages: 2-12



STEM-0005 \$7,170.00
Size: 74" Wide x 6" Deep
Ages: 2-12



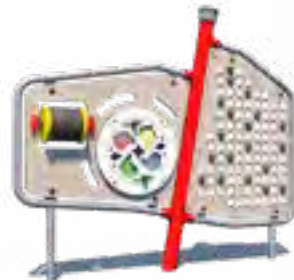
STEM-0006 \$8,038.00
Size: 74" Wide x 6" Deep
Ages: 2-12



STEM-0007 \$6,187.00
Size: 74" Wide x 6" Deep
Ages: 2-12



STEM-0008 \$7,005.00
Size: 74" Wide x 6" Deep
Ages: 2-12



STEM-0009 \$7,872.00
Size: 74" Wide x 6" Deep
Ages: 2-12



STEM-0010 \$5,839.00
Size: 74" Wide x 6" Deep
Ages: 2-12



STEM-0011 \$6,657.00
Size: 74" Wide x 6" Deep
Ages: 2-12



STEM-0012 \$7,525.00
Size: 74" Wide x 6" Deep
Ages: 2-12

SLIDES



Double Straight Slide

Decks: 3' to 6'
Ages: 2-5, 5-12

Deck Height	Item Number	
3'	AFR0272XX	\$5,959.00
4'	AFR0275XX	\$6,535.00
5'	AFR0279XX	\$9,246.00
6'	AFR0283XX	\$10,891.00



Single Turn Slide

Left Config.: 4' Deck Height
Right Config.: 3' to 5' Deck Heights
Ages: 2-5, 5-12

Deck Height	Curves To	Item Number	
\$5,959.00	3' Right	AFR0273XX	
\$6,535.00	4' Left	AFR0276XX	
	4' Right	AFR0277XX	
\$9,246.00	5' Right	AFR0280XX	



Single Straight Slide

Decks: 3' to 8'
Ages: 2-5, 5-12

Deck Height	Item Number	
\$5,757.00	3' AFR0271XX	
\$6,093.00	4' AFR0274XX	
\$8,032.00	5' AFR0278XX	
\$9,633.00	6' AFR0282XX	
\$11,894.00	8' AFR0284XX	



Single Stainless Steel Slide

Decks: 3' to 8'
Ages: 2-5, 5-12

Deck Height	Item Number	
\$5,826.00	3' AFR0285XX	
\$6,524.00	4' AFR0286XX	
\$8,667.00	5' AFR0287XX	
\$10,389.00	6' AFR0288XX	
\$12,677.00	8' AFR0289XX	



Double Stainless Steel Slide

Decks: 3' to 8'
Ages: 2-5, 5-12

Deck Height	Item Number	
\$7,354.00	3' AFR0290XX	
\$8,737.00	4' AFR0291XX	
\$11,271.00	5' AFR0292XX	
\$13,195.00	6' AFR0293XX	
\$16,236.00	8' AFR0294XX	

\$13,235.00
Open Spiral Slide
Model: AFR0243XX
Use Zone: 18' x 25'
Height: 6'
Ages: 5-12



\$9,206.00
Double Turn Slide
Model: AFR0281XX
Decks: 5'
Ages: 2-12



\$4,974.00

GRAVITY BOWL

Model: PLD0005XX
Use Zone: 14' 9" x 14' 9"
Ages: 2-12



\$5,354.00

SPINNER

Model: PLD0004XX
Use Zone: 14' x 14'
Ages: 2-12



TEA CUP SPINNER

Model: TFR17548XX
Use Zone: 16' 4" x 16' 4"
Ages: 2-12 \$3,342.00



NEW

Inclusive Accelerator Spinner

Model: TFR0782XX
Use Zone: 25' Diameter
Ages: 2-12
Only Available In Orange, Sky Blue, Blue, Green, Beige, and Spring Green



Inclusive Whirl

Model: TFR0769XX
Ages: 5-12
Use Zone: 19' Diameter
Surface Mount Only

ROCKERS, SPINNERS, & ROLLERS



Quad Saw \$10,893.00
Model: TFR0736XX
Use Zone: 22' x 18'
Ages: 5-12



4 Seat See Saw \$6,590.00
Model: TFR0779XX
Use Zone: 21' x 14'
Ages: 2-12



NEW **Inclusive 4 Seat See Saw**
Model: TFR0780XX
Use Zone: 21' x 16'
Ages: 2-12




\$2,536.00
Classic Teeter II
Model: 90017009XX
Use Zone: 22' x 13'
Ages: 5-12



\$1,976.00
Surf Rider
Model: 90018002XX
Use Zone: 14' x 17'
Ages: 5-12



\$10,422.00
Rota Rock
Model: PLD0011XX
Use Zone: 18' x 18'
Ages: 5-12



\$1,027.00
Whirl & Twirl
Model: TFR0615XX
Use Zone: 15' 7" x 15' 7"
Ages: 5-12



Hurricane Spinner
Model: TFR16610XX
Use Zone: 18' x 18'
Ages: 5-12
\$4,736.00



\$5,584.00
Aero Whirl
Model: PLD0007XX
Use Zone: 23' x 23'
Ages: 5-12



\$2,228.00
Spin About
Model: TFR08714XX
Use Zone: 14' x 14'
Ages: 5-12



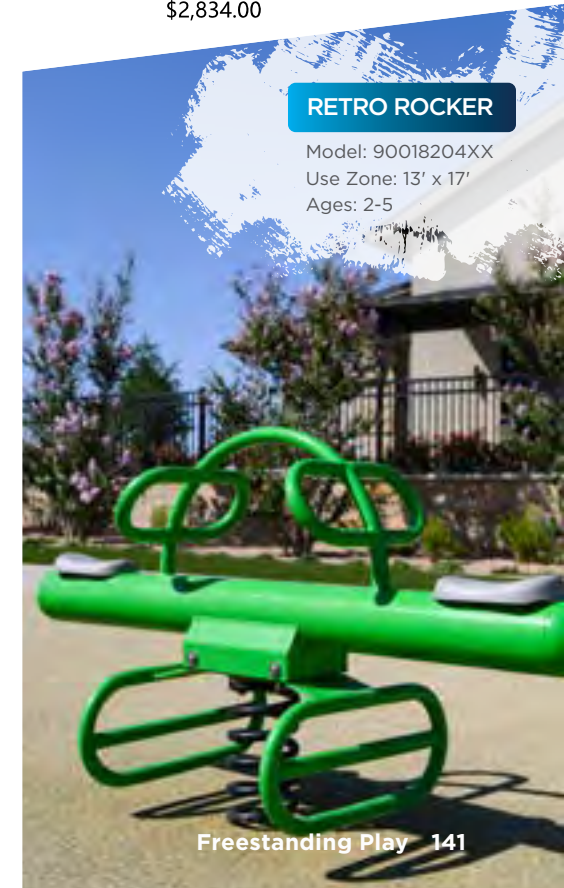
Cozy Pod Spinner
Model: TFR0638XX
Use Zone: 22' x 22'
Ages: 2-12
Only Available in Colors Shown
\$2,834.00



\$20,699.00
Sensory Roller Table
Model: TFR0682XX
Use Zone: 22' 4" x 14' 8"
Ages: 2-12



INCLUSIVE ATOM SPINNER
Model: TFR0659XX
Ages: 2-12
Capacity: 6
Use Zone: 18' Diameter



RETRO ROCKER
Model: 90018204XX
Use Zone: 13' x 17'
Ages: 2-5



\$3,361.00

CLOWNFISH RIDER

Model: TFS0039XX
Use Zone: 16' x 14'
Ages: 2-5



\$2,520.00

TROUT RIDER

Model: TFS0029XX
Use Zone: 17' x 17'
Ages: 12-23 Months, 2-5



\$3,361.00

BLUE TANG RIDER

Model: TFS0040XX
Use Zone: 16' x 14'
Ages: 2-5

SPRING RIDERS



\$2,520.00

Alligator Rider

Model: TFR0510XX
Use Zone: 17' x 17'
Ages: 2-5



Horse Rider

Model: TFS0026XX
Use Zone: 17' x 17'
Ages: 12-23 Months, 2-5



Bear Rider

Model: TFS0020XX
Use Zone: 17' x 17'
Ages: 12-23 Months, 2-5



Stegosaurus Rider

Model: TFS0032XX
Use Zone: 17' x 17'
Ages: 12-23 Months, 2-5
\$2,520.00



Pig Rider

Model: TFS0027XX
Use Zone: 17' x 17'
Ages: 12-23 Months, 2-5
\$2,520.00



Turtle Rider

Model: TFS0048XX
Use Zone: 17' x 17'
Ages: 2-5, 5-12
\$3,361.00



Lion Rider

Model: TFS0028XX
Use Zone: 17' x 17'
Ages: 12-23 Months, 2-5
\$2,520.00



Motorcycle Rider

Use Zone: 17' x 17'
Ages: 2-5
1 Seat: TFS0025XX \$2,520.00
2 Seat: TFS0023XX \$3,276.00



\$3,692.00

Rocket Rider

Model: TFS0037XX
Use Zone: 17' x 17'
Ages: 2-5



\$3,215.00

Shuttle Rider

Model: TFS0047XX
Use Zone: 17' x 17'
Ages: 2-5



\$3,276.00

EMS Rider

Model: TFS0015XX
Use Zone: 17' x 17'
Ages: 2-5
Ages: 2-5, 5-12



Moon Buggy

Use Zone: 17' x 17'
Ages: 2-5
1 Seat: TFS0036XX \$2,543.00
2 Seat: TFS0031XX \$3,930.00



\$1,279.00

Freddie the Frog Rider


Model: 90018202XX
Use Zone: 17' x 17'
Ages: 2-12



\$1,279.00

Wally the Whale Rider

Model: 90018201XX
Use Zone: 17' x 17'
Ages: 2-12



JET RIDER

\$3,215.00

Model: TFS0046XX
Use Zone: 17' x 17'
Ages: 2-5



POLICE RIDER

\$3,869.00

Model: TFS0014XX
Use Zone: 17' x 17'
Ages: 2-5



FIRE TRUCK RIDER

Model: TFS0022XX
Use Zone: 17' x 17'
Ages: 2-5 \$3,705.00



SWINGS & ACCESSORIES

Single Post Swing Frames

Constructed from 5" (without shade) or 6 5/8" (with shade) diameter steel, these frames feature an 8' height and are available with or without shade. Version with shade is IPEMA Certified and ASTM F1487-17 Compliant.



Without Shade

Bays	Item Number	Use Zone	Price
1	TFR0622XX	24' x 32'	\$2,296.00
2	TFR0623XX	36' x 32'	\$4,098.00
3	TFR0624XX	47' x 32'	\$6,067.00
4	TFR0625XX	59' x 32'	\$8,034.00
Add-A-Bay	TFR0627XX	Add 11' x 32'	\$2,011.00

With Standard Shade

Bays	Item Number	Use Zone	Price
1	RSW23516G	24' x 32'	\$10,285.00
2	RSW3516G	36' x 32'	\$14,986.00
3	RSW46516G	47' x 32'	\$19,982.00
4	RSW5816G	58' x 32'	\$24,976.00

Add-On Cantilever Swing \$1,673.00

Our Cantilever Swing is an add-on swing option for our 5" Single Post Swing Frame Without Shade. Product includes a bucket seat, fittings, and a horizontal arm.

Ages 6-23 Months Model: EFR0150XX
Ages 24-47 Months Model: EFR0148XX



Arch Swing Frame



For Traditional Swing Seats

Post Size	Bays	Item Number	Use Zone	Price
3.5"	1	TFR3501XX	24' x 32'	\$3,016.00
	2	TFR3502XX	36' x 32'	\$4,652.00
	3	TFR3503XX	48' x 32'	\$6,282.00
	4	TFR3504XX	58' x 32'	\$7,916.00
	Add-A-Bay	TFR3500XX	Add 11' x 32'	\$1,646.00
5"	1	EFR0166XX	24' x 32'	\$5,325.00
	2	EFR0167XX	36' x 32'	\$8,627.00
	3	EFR0168XX	48' x 32'	\$11,981.00
	4	EFR0169XX	58' x 32'	\$15,230.00
	Add-A-Bay	EFR0170XX	Add 11' x 32'	\$3,333.00

For Tire Swings

Our tire swing frame is made from 5" steel tubing.

Bays	Item Number	Use Zone	Price
1	EFR0171XX	22' x 28'	\$6,071.00
Add-A-Bay	EFR0172XX	Add 11' x 22'	\$4,154.00

Inclusive Team Swing

Frame	Standard	Add-A-Bay	Price
3.5"	PLD0018XX	PLD0019XX	\$4,172.00
5"	PLD0021XX	PLD0022XX	\$6,050.00



Standard Swing Frames

Constructed from 2 3/8" galvanized steel tubing with cast aluminum junctions, these swing frames feature an 8' or 10' height. The part numbers below are for galvanized frames. To order a powder coated frame for an upcharge, replace "XX" with "PC" in the part number.



Bi-Pod

Available in an 8' height only.

Bays	Item Number	Use Zone	Price
1	90015401XX	25' x 32'	\$1,735.00
2	90015402XX	36' x 32'	\$2,432.00
3	90015403XX	47' x 32'	\$3,441.00
Add-A-Bay	90915400XX	Add 11' x 32'	\$1,119.00

Standard Swing Frames Continued

Tri-Pod

Height	Bays	Item Number	Use Zone	Price
8'	1	90015301XX	33' x 32'	\$2,388.00
	2	90015302XX	45' x 32'	\$2,785.00
	3	90015303XX	56' x 32'	\$3,900.00
	Add-A-Bay	90015300XX	33' x 32'	\$1,126.00
10'	1	90015311XX	36' x 40'	\$1,908.00
	2	90015312XX	47' x 40'	\$2,969.00
	3	90015313XX	58' x 40'	\$4,158.00
	Add-A-Bay	90015391XX	Add 11' x 32'	\$1,207.00



See Me Swing \$2,533.00

The See Me Swing is designed to allow adult and child to swing while face to face.

Ages 6-23 Months Model: TFR0660XX
Ages 24-47 Months Model: TFR0662XX
Bucket Seat Only Available in Black



Belt Seats

Our molded belt seats feature galvanized triangle hardware and high carbon steel spring inserts to resist vandalism. Available in red, yellow, green, blue, black, and tan. Galvanized or yellow PVC coated chain is available. Sold as a set of two.

Chain Type	Chain Link	Item Number	Price
Galvanized	8'	90015108XX	\$300.00
	10'	90015110XX	\$323.00
Yellow PVC	8'	90015208XX	\$606.00
	10'	90015210XX	\$721.00



Bucket Seats

Our full bucket seats feature high backs and full stainless steel inserts. These seats are available as for ages 24-47 months with 54" chains in red, yellow, green, blue, or black. Sold as a set of two.

Chain Type	Item Number	Price
Galvanized	90015130XX	\$615.00
Yellow PVC	90015230XX	\$842.00



Tire Swing Seats \$581.00

Our Tire Swing Seat includes one tire and all galvanized chains and hardware. Order one item number per bay. Tires are made from durable, black roto-molded plastic. Model: TFR0612XX




Inclusive Swing Seat Call for Quote

Our patent-pending Inclusive Swing Seat includes two swing seats and all chains and hardware. Ages: 5-12 Model: TFR0768XX



Beveled Swing Mat

40" x 40" x 1 1/2" Model: WM-05 \$217.00



Spinner Mat

8' Octagon 6" Inch Center Hole Model: TFR0718XX \$1,310.00

ONE OF OUR TOP PICKS

SHADED SINGLE POST SWING FRAME





GAMES

DaisyDash™
 Model: DD1508IG
 Dimensions: 15' Dia. x 8' Height
 Ages: 2-12
\$15,062.00

NO POWER SOURCE REQUIRED



Impact Attenuating Surfacing Recommended

ZIP LINES



Zip Line
 Ages: 5-12

75' Length
 Model: EFR0132XX
 Use Zone: 105' x 22'
\$27,270.00

100' Length
 Model: EFR0128XX
 Use Zone: 128' x 22'
\$28,430.00



NEW

Zip Track
 Ages: 5-12

Style	Bay	Model Number	Use Zone
	3 Bay	A2-2445-3B	69' x 22'
Without Shade	4 Bay	A2-2445-4B	85' x 22'
	5 Bay	A2-2445-5B	101' x 22'
With Shade	3 Bay	A2-2445-SRP-3B	69' x 22'
	4 Bay	A2-2445-SRP-4B	85' x 22'
	5 Bay	A2-2445-SRP-5B	101' x 22'



\$3,067.00
Soccer Goals Set
 Model: 60019202XX
 Ages: 2-12
 Dimensions: 12' x 6' Height
 Includes Two Goals with Nets
 Replacement Nets
 MSC-1585XX



\$1,227.00
Triple Toss
 Model: TRT-10
 Ages: 2-12
 Replacement Triple Toss
 TRT-03



\$537.00
Tether Ball
 Model: 60019301XX
 Ages: 2-12
 Replacement Ball with Cord
 60019311XX

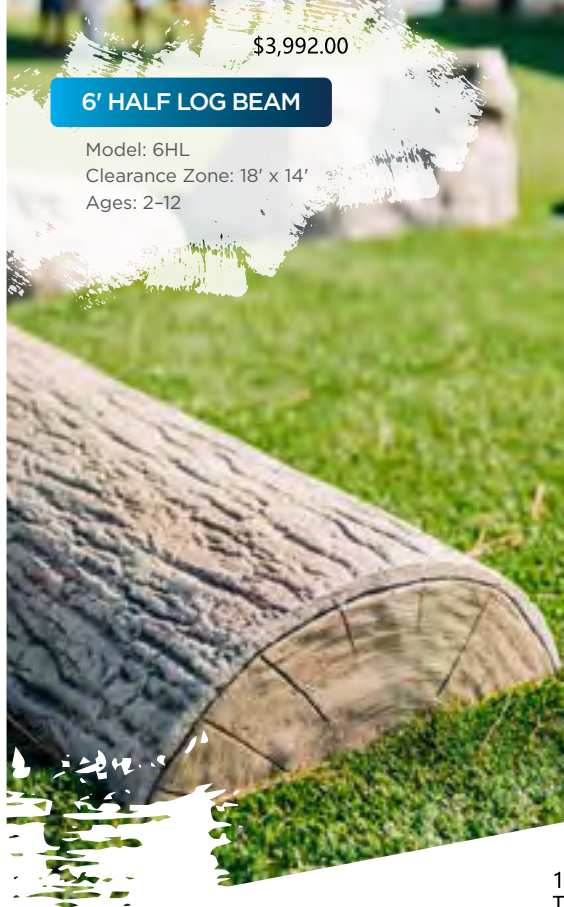
4' LOG TUNNEL \$6,795.00

Model: 4LT
 Clearance Zone: 15' 5" x 15' 8"
 Ages: 2-12




6' HALF LOG BEAM \$3,992.00

Model: 6HL
 Clearance Zone: 18' x 14'
 Ages: 2-12



STEPPING BOULDERS SET \$3,992.00

Model: UP501
 Clearance Zone: 13' 11" x 20'
 Ages: 5-12
 Includes 3 Boulders



DESIGNED FOR CLIMBING & JUMPING



NEW

CLIMBING MOUNDS

Our climbing mounds are available for either turf or poured-in-place. Allows for 3" of surfacing (not included).

Dome

- 4': LF017 8': LF002
- 5': LF019 10': LF023
- 6': LF020

BALANCING



\$2,395.00

Stepping Turtles Set

Model: 5ST
 Clearance Zone: 13' x 10'
 Ages: 2-12
 Includes 5 Steps



Tree Slices Set \$2,395.00

Model: 5TSL
 Clearance Zone: 13' 9" x 21' 7"
 Ages: 2-12
 Includes 5 Steps



Tree Stump

Ages: 2-5, 5-12
 Designs With or Without Moss
 12", 20", 28", 36" Heights

- 12" Tree Stumps with Moss \$3,011.00
- TFR0646XX 20" Tree Stumps with Moss \$3,635.00
- TFR0647XX 28" Tree Stumps with Moss \$3,943.00
- TFR0648XX 36" Tree Stumps with Moss \$3,932.00
- TFR0650XX 20" Standard Tree Stumps \$3,438.00
- TFR0651XX 28" Standard Tree Stumps \$3,745.00
- TFR0652XX 36" Standard Tree Stumps \$3,913.00




Bean

Model: LF001
 Size: 13' x 9'
 Use Zone: 25' x 21'
 Surfacing Not Included




Teardrop

Model: LF010
 Size: 15' x 7'
 Use Zone: 27' x 19'
 Surfacing Not Included



Balance

Model: LF015
 Size: 12' x 4'
 Use Zone: 24' x 16'
 Surfacing Not Included



Spine

Model: LF003
 Size: 13' x 6'
 Use Zone: 25' x 18'
 Surfacing Not Included



Play Spheres

Ages: 2-5, 5-12
 Required Mounting Kit Sold Separately.
 In-Ground Mounting Kit: TFR0716XX
 Surface Mounting Kit: TFR0717XX

Style	Size	Item Number	
	14"	TFR0704XX	\$690.00
Half	20"	TFR0706XX	\$1,007.00
	28"	TFR0708XX	\$1,642.00
	14"	TFR0705XX	\$965.00
Full	20"	TFR0707XX	\$1,610.00
	28"	TFR0709XX	\$2,881.00



Balance Beam

Ages: 2-5, 5-12 (Depending on Installation Height)

Style	Length	Use Zone	Item Number	
Zig-Zag	9.75'	15' x 22'	90021016XX	\$796.00
	6'	13' x 18'	90021006XX	\$635.00
Straight	8'	13' x 20'	90021008XX	\$684.00

Lily Pad Walk

Ages: 2-5, 5-12

Number of Pads	Use Zone	Item Number	
1	N/A	TFR14881XX	\$438.00
3	15' x 12'	90021200XX	\$1,035.00
5	15' x 18'	90021100XX	\$1,709.00

4' LOG BENCH \$3,595.00

Model: 4LB
 Dimensions: 4' x 2'



RUBBER MUSHROOMS

Top Diameter: 18"
 Ages: 2-5, 5-12
 Only Available in Colors Shown

- 11.5" Height: MS-02XX \$720.00
- 15.5" Height: MS-03XX \$761.00
- 19.5" Height: MS-04XX \$821.00
- 23.5" Height: MS-05XX



\$6,868.00

TENOR TREE

Model: TREE-#-SRP
In-Ground or Surface Mount



Inground - \$4,856.00
Surface - \$4,636.00


CATERPILLAR

Model: CATR-#-SRP
In-Ground or Surface Mount



FLOWER

Model: FWR-#-IG-SRP
Multiple Colors and Sizes Available
\$1,744.00



MUSICAL INSTRUMENTS



NEW

Honeycomb Congas
Model: HCC-#-SRP
In-Ground or Surface Mount



Single Post Bongos
Model: RECFO155XX
In-Ground Mount
\$1,754.00



Butterfly \$1,540.00
Model: BFLY-#-IG-SRP
Multiple Colors and Sizes Available



Mushroom \$2,750.00
Model: MUSH-#-IG-SRP
Small, Medium, Large Sizes Available



NEW **Harmony Hive**
Model: HIVE-IG-SRP
In-Ground Mount



Glockenspiel
Model: RECFO054XX
In-Ground Mount
\$30.60



Melody
Model: MELD-#-REC-SRP
In-Ground or Surface Mount
\$2,626.00



Rhythm
Model: RHYT-#-REC-SRP
In-Ground or Surface Mount
\$2,626.00



Calypso
Model: CPSO-#-IG-SRP
Green (G) or Gray (S) Posts
\$2,928.00

Additional Mallets Sold Separately
Inclusive Mallets Also Available



\$6,717.00
Imbarimba
Model: IMBA-#-REC-SRP
In-Ground or Surface Mount



\$6,781.00
Pegasus
Model: PEG-#-REC-SRP
In-Ground or Surface Mount



\$8,256.00
Swirl
Model: SWRL-#-REC-SRP
In-Ground or Surface Mount



\$4,683.00
Griffin
Model: GRIF-#-REC-SRP
In-Ground or Surface Mount



\$8,266.00
Contrabass Chimes
Model: CCH-IG-SRP
Includes In-Ground Mount



NEW

Melody Bees
Model: BEE-#-##-SRP
Multiple Chords and Mounting Options Available



Solo (With Aluminum Keys)
Model: TFR0745XX
Includes In-Ground Mount Kit
\$6,245.00



Solo (With Fiberglass Keys)
Model: TFR0746XX
Includes In-Ground Mount Kit
\$6,260.00



Composer
Model: TFR0748XX
Includes In-Ground Mount Kit
\$10,794.00



Duo \$7,891.00
Model: TFR0747XX
Includes In-Ground Mount Kit



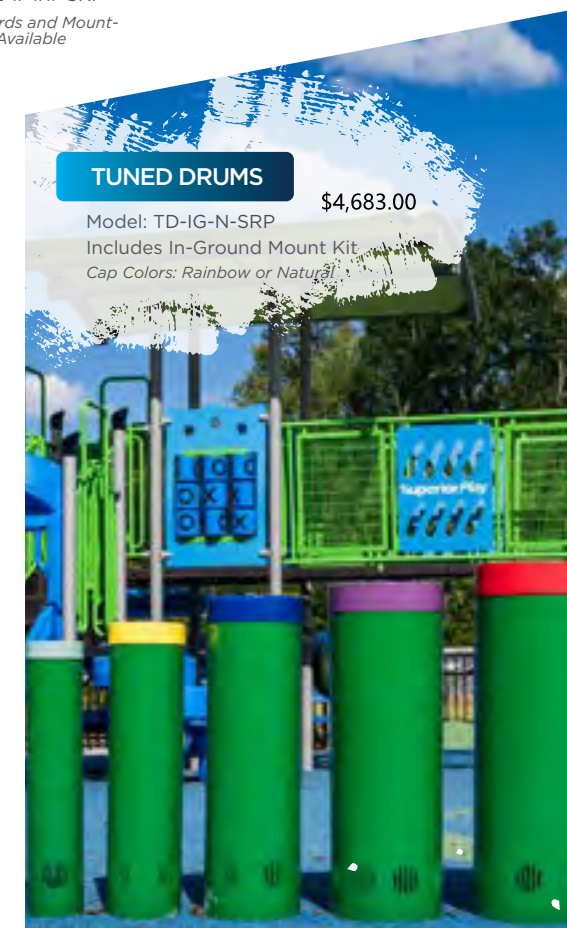
\$5,938.00

LADY BUG DRUM

Model: 77149

TUNED DRUMS


Model: TD-IG-N-SRP
Includes In-Ground Mount Kit
Cap Colors: Rainbow or Natural
\$4,683.00



LILY PAD CYMBALS

Model: LPAD-G-IG-REC-SRP
Includes In-Ground Mount Kit

\$4,403.00



\$7,973.00

DELUXE GAS STATION FACADE

Model: PS3-26835
Ages: 2-12



\$8,141.00
Trike Track

Model: PS3-28227
Includes: Freestanding Gas Station Facade, Freestanding Store Front, a pair of Talk Tubes, and three Traffic Signs

Track Not Included

DRAMATIC PLAY TRIKE TRACK



\$9,827.00
Trike Shed
Model: RECF0081XX



\$2,326.00
Standard Gas Station Facade
Model: 90000004XX
Ages: 2-12



\$9,258.00
Ground Level Arch Bridge
Model: AFR0008XX
Ages: 2-12



\$881.00
Talk Tube
Ages: 2-5, 5-12
Mount: In-ground
3.5" Post: TFR04700XX
5" Post: TFR04699XX

Traffic Signs



\$537.00
Railroad Crossing
Model: TFR12150XX
Size: 24" x 24"



\$772.00
Traffic Light
Model: TFR16072XX
Size: 10" x 32"



\$772.00
Stop
Model: TFR08297XX
Size: 24" x 24"



\$772.00
Yield
Model: TFR09022XX
Size: 24 1/4" x 24 1/4"



\$772.00
No Parking
Model: TFR12151XX
Size: 20" x 24"

DRAMATIC PLAY PLAY VEHICLES



Call for Quote
Vintage Military Vehicle
Model: TFR0579XX
Ages: 2-5



\$11,857.00
Safari Off-Road Vehicle
Model: TFR0541XX
Ages: 2-12
Clearance Zone: 14' x 10'



\$19,323.00
Rescue Boat
Model: RECF0028XX
Ages: 2-12
Clearance Zone: 25' x 17'



\$11,805.00
Metro Fire Truck
Spring Mounted Model: 46514*
Post Mounted Model: 49220
Ages: 2-5
*Use Zone: 20' x 16'



\$14,668.00
School Bus
Spring Mounted: 46515*
Post Mounted: 49221
Ages: 2-5
*Use Zone: 20' x 16'



\$20,143.00
Lifeguard Vehicle
Model: TFR0653XX
Ages: 2-12
Clearance Zone: 17' x 13'



\$15,587.00
Ambulance
Spring Mounted: 46520
Post Mounted: 47507
Ages: 2-5
Use Zone: 20' x 16'



\$13,119.00
Off-Road Truck
Model: 49222
Ages: 2-5
Clearance Zone: 16' x 11'



What's the difference between a use zone and a clearance zone? A use, or safety, zone is the amount of required clear space around play equipment. A clearance zone is the suggested amount of clear space when no use zone is required.

AMBULANCE WITH SHADE

Model: TFR0663XX
Ages: 2-12
Use Zone: 18'-7" x 22'



\$15,805.00

STAGE COACH

Model: EFR0123XX
Ages: 2-12
Use Zone: 20' x 16'





FITNESS



NEW **High Stepper**
 Model: RC-8223SR
 Use Zone: 25' x 18'
 Fall Height: 1'
 Ages: 5-12



NEW **Jump Hang**
 Model: RC-8224SR
 Use Zone: 24' x 18'
 Fall Height: 9'
 Ages: 5-12



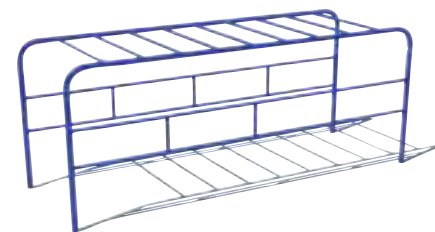
NEW **A-Frame Cargo Net**
 Model: RC-8222SR
 Use Zone: 23' x 21'
 Fall Height: 7'
 Ages: 5-12



Parallel Bars \$1,162.00
 Model: 90000001XX
 Ages: 2-5, 5-12



Jr. Horizontal Ladder \$2,069.00
 Model: 90009000XX
 Use Zone: 24' x 15'
 Ages: 5-12



ADA Horizontal Ladder \$3,208.00
 Model: TFR16928XX
 Use Zone: 23' x 16'
 Ages: 5-12



NEW **Stretch Zone**
 Model: UP270
 Use Zone: 18' 10" x 14' 8"
 Ages: 5-12
 Includes Instructional Sign



Chin Bar
 Ages: 5-12
 1 Bar: AFR0039XX \$1,148.00
 2 Bars: AFR0122XX \$1,752.00
 3 Bars: AFR0124XX \$2,600.00



Trapeze Bar
 Model: AFR0040XX
 Use Zone: 12'-7" x 13'-5"
 Ages: 2-5, 5-12



NEW **Accessible Strength Zone**
 Model: UP268
 Use Zone: 25' 11" x 16' 2"
 Ages: 5-12
 Includes Instructional Label



NEW **Hero Zone**
 Model: UP273
 Use Zone: 19' 12" x 18' 2"
 Ages: 5-12
 Includes Instructional Label



NEW **Step Zone**
 Model: UP269
 Use Zone: 23' 2" x 20' 6"
 Ages: 5-12
 Includes Instructional Sign



NEW **Challenge Zone**
 Model: UP272
 Use Zone: 24' 2" x 19' 8"
 Ages: 5-12
 Includes Instructional Sign



NEW **Balance Zone**
 Model: UP271
 Use Zone: 18' 10" x 14' 8"
 Ages: 5-12
 Includes Instructional Sign



PLAY

COMPONENTS

- 158** Ground-to-Deck Climbers
- 163** Kaiju Climbers
- 164** Deck-to-Deck Climbers
- 166** Bridges
- 167** Crawl Tubes & Gliders
- 168** Overhead Ladders
- 169** Active
- 170** Slides
- 172** Panels
- 176** Panel Accessories & Decks
- 177** Ramps & Stairs
- 178** Shades & Roofs




ROCK WALL CLIMBER

From Ground to Deck
2' to 8'
Ages: 2-5, 5-12



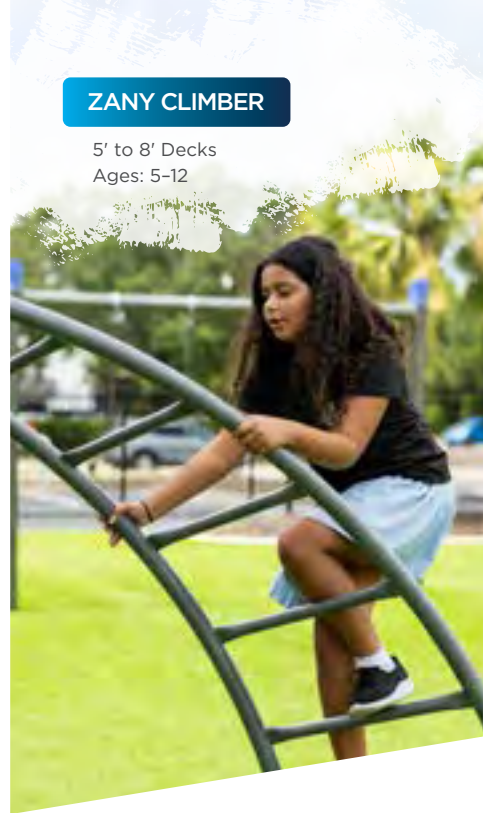
ROCK PLAY WALL CLIMBER

1' to 5' Decks
Ages: 2-5, 5-12



ZANY CLIMBER

5' to 8' Decks
Ages: 5-12



GROUND-TO-DECK CLIMBERS

NEW

Spiral Step Climber

2' to 8' Decks
Ages: 2-12



NEW

Sail Panel Climber

2' to 6' Decks
Ages: 2-5, 5-12



Clover Climber

2' to 8' Decks
Ages: 2-5, 5-12



Loop Climber

3' and 4' Decks
Ages: 2-5, 5-12



Half Moon Climber

4' and 6' Decks
Ages: 5-12



Bubble Ladder Climber

4', 6', 8' Decks
Ages: 2-5, 5-12

NEW

Vertical Ladder

2' to 8' Decks
Ages: 2-5, 5-12



Sail Climber

3' to 8' Decks
Ages: 2-5, 5-12



Quick Climber

2' to 8' Decks
Ages: 2-5, 5-12



Zipper Climber


3' to 8' Decks
Ages: 2-5, 5-12



NEW

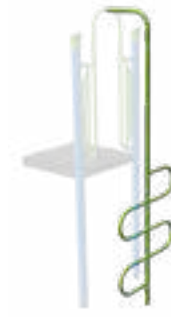
Hex Rock Wall Climber

2' to 8' Decks
Ages: 2-12



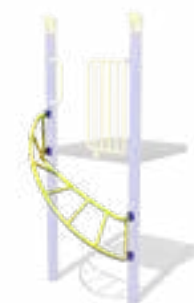
Tree Climber

2' to 8' Decks
Ages: 2-5, 5-12



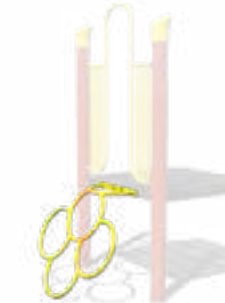
Ribbon Climber

3' to 8' Decks
Ages: 5-12



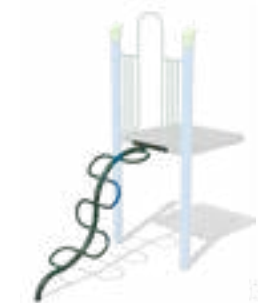
Ring Climber

3' Decks Only
Ages: 2-12



Snake Climber

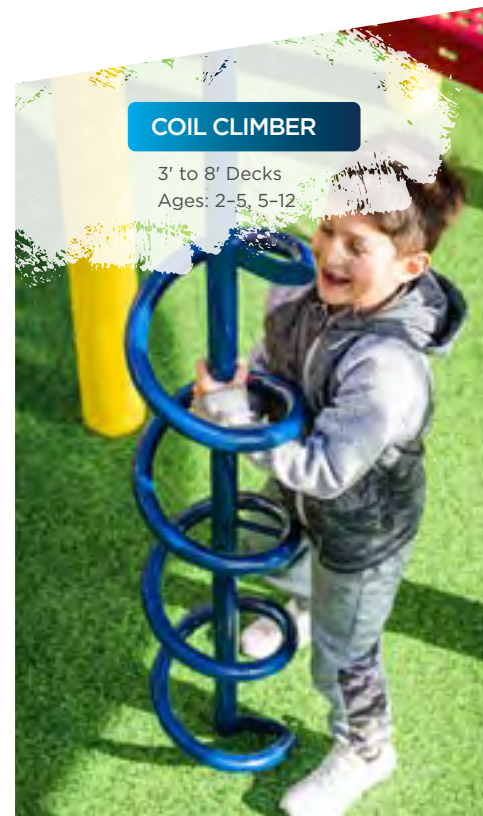
4' to 5' Decks
Ages: 5-12



ONE OF OUR NEWEST CLIMBERS

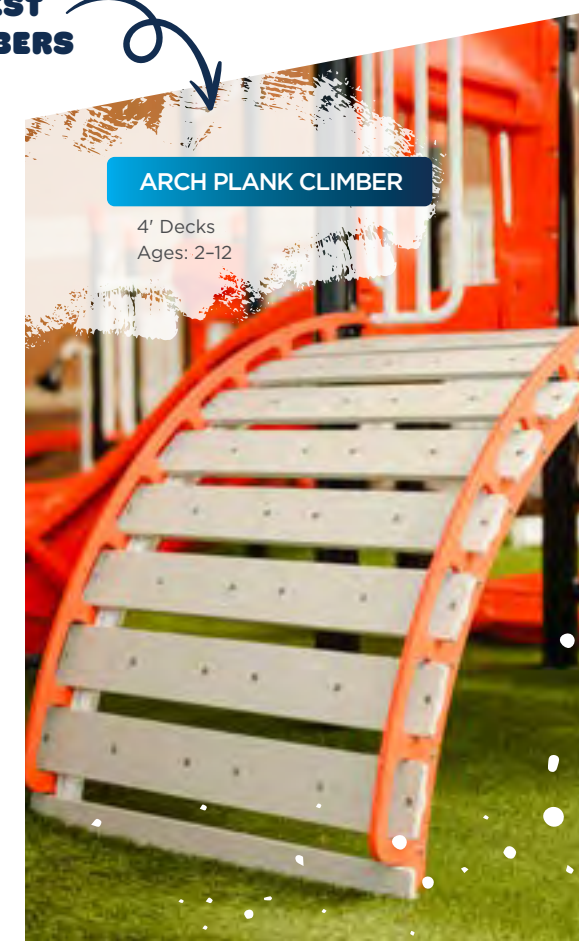
COIL CLIMBER

3' to 8' Decks
Ages: 2-5, 5-12



ARCH PLANK CLIMBER

4' Decks
Ages: 2-12



CONCENTRATION CLIMBER

2' to 8' Decks
Ages: 2-5, 5-12




GROUND-TO-DECK CLIMBERS




SLIDING POLE

2' to 6' Decks
Ages: 5-12




CHAIN LINK CLIMBER

4' and 5' Decks
Ages: 2-5, 5-12




DELTA SPIRAL CLIMBER

4' and 6' Decks
Left and Right Config.
Ages: 2-5, 5-12



Tire Climber

2', 3', and 5' Decks
Ages: 2-5, 5-12



Stepping Stone

Deck Must Be Even or
Higher Than Top Disk
Ages: 2-5, 5-12



Lily Pad Climber

2' and 3' Decks
Ages: 2-5, 5-12



Delta Vertical Climber

1' to 4' Decks
Ages: 2-5, 5-12



Bubble Wall Climber

Up to 4' Decks
Ages: 2-5, 5-12



Disk Climber

Deck Must Be Even or
Higher Than Top Disk
Ages: 2-5, 5-12



Tetra Twist Climber

3' to 8' Decks
Ages: 2-5, 5-12



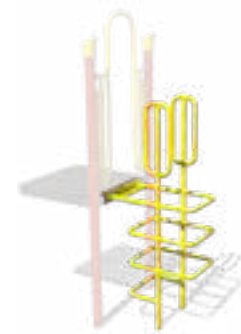
Mountain Climber

3' and 5' Decks
Ages: 5-12



Deep Rung Arch

3' to 6' Decks
Ages: 2-5, 5-12



Man Hole Climber

2' to 8' Decks
Ages: 5-12



Pent Climber

3' and 5' Decks
Ages: 2-5, 5-12

**ONE OF OUR
NEWEST
CLIMBERS**

LAVA CLIMBER

3' to 6' Decks
Ages: 2-12'

EDUCATION CLIMBER

4' and 5' Decks
Ages: 2-5, 5-12

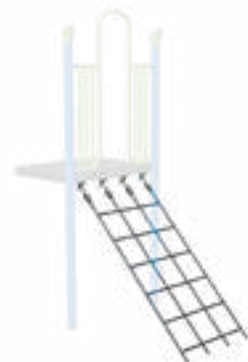
ASTRO CLIMBER

3' to 4' Decks
Ages: 2-12'

GROUND-TO-DECK CLIMBERS



Hex Net Climber
4' to 6' Decks
Ages: 2-5, 5-12
Black Netting Only



Net Climber
4' to 8' Decks
Ages: 2-5, 5-12
Black Netting Only



PVC Cargo Net Climber
2' to 5' Decks
Ages: 2-5, 5-12



Hex Membrane Climber
4' to 8' Decks
5' Posts
Ages: 5-12



Tri Membrane Climber
4' to 8' Decks
5' Posts
Ages: 5-12




**MIX, MATCH,
OR DESIGN
YOUR OWN
CLIMBER**



NEW **Delta Float Climber**
2' to 8' Decks
Ages: 5-12
Black Netting Only



NEW **T-Strand Climber**
2' to 8' Decks
Ages: 5-12
Black Netting Only




NEW **High Rise Net Climber**
4' to 8' Decks
Ages: 5-12
Black Netting Only


GROUND-TO-DECK CLIMBERS



NEW **Kaiju Snake Walk**
Up to 6' Decks
Ages: 5-12



NEW **Kaiju Panel Maze**
Up to 6' Decks
Ages: 5-12



NEW **Kaiju Hanging Pods**
Up to 6' Decks
Ages: 5-12



NEW **Kaiju Hanging Rocks**
Up to 6' Decks
Ages: 5-12

**KAIJU CLIMBING
TAKES PLAY BEYOND
THE DECK**





DECK-TO-DECK CLIMBERS

NEW, NET-BASED DECK CONNECTORS



NEW **Hammock Net**
Ages: 5-12
Ground-Level Only
Length: 8'

NEW **Slack Line**
Ages: 5-12
Decks: Up to 2'
Length: 8'

NEW **Cargo Net Wall**
Ages: 5-12
Decks: Up to 2'
Length: 8'


NEW **Web Net Traverse**
Ages: 5-12
Decks: Up to 2'
Length: 8'

NEW **Truss**
Ages: 5-12
Decks: Up to 2'
Length: 8'

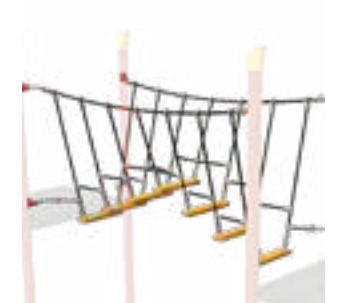


NEW **Loop Rope Traverse**
Ages: 5-12
Decks: Up to 2'
Length: 8'

NEW **Trapezoid Traverse**
Ages: 5-12
Decks: Up to 2'
Length: 8'




Cargo Net Bridge
Ages: 5-12
Decks: Max deck height is 4'. Can have transition decks up to 36".
Length: 8'
Black Netting Only



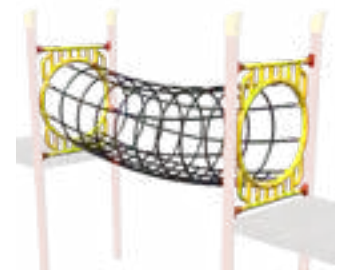
Catwalk Net Bridge
Ages: 5-12
Decks: Equal Height Up to 4'
Length: 8'
Black Netting Only



Vertical Spider Net Bridge
Ages: 5-12
Decks: Up to 4'
Black Netting Only



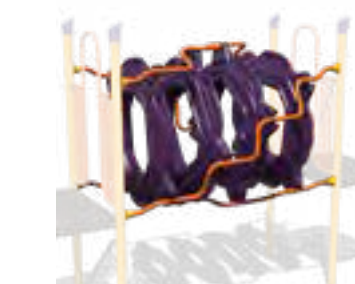
Hex Net Bridge
Ages: 5-12
Decks: Max deck height is 4'. Can have transition decks up to 36".
Length: 8'
Black Netting Only



Circular Net Bridge
Ages: 5-12
Decks: Up to 8'
Length: 8'
Black Netting Only



V-Net Bridge
Ages: 5-12
Decks: Equal Height Up to 4'
Length: 8'
Black Netting Only



Spiral Tetra Deck-to-Deck
Ages: 5-12
Decks: 1' to 4' Heights
Length: 8'



Inclined 2' Bubble Tunnel
Ages: 2-12
Decks: Unequal Height
Length: 4'



DECK-TO-DECK DELTA ARCH CLIMBER

Ages: 5-12
Decks: 2' to 6' of Equal Height
Length: 8' or 12'



Chain Link X Climber
Ages: 5-12
Decks: Unequal Height (36" and 48")
Length: 11'



Lily Pad Weave
Ages: 5-12
Decks: Up to 2.5'
Length: 8'



Lily Pad Bridge
Ages: 5-12
Decks: Up to 2.5'
Length: 8'



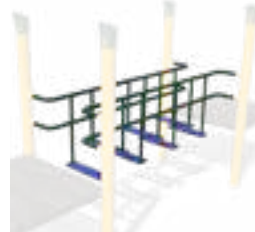
Rock Face Traverse Link
Ages: 5-12
Decks: Up to 4'
Length: 8'

DECK-TO-DECK CLIMBERS

BRIDGES



Squiggle Walk Bridge
Ages: 5-12
Decks: 1' to 2 ½' Heights
Length: 8'



Challenge Bridge
Ages: 5-12
Decks: 2' to 2 ½' Heights
Length: 8'



Hex Center Access Climb Deck
For 5" posts



Arch Bridge Transition
Ages: 2-12
Decks: Unequal Height (1' Elevation)
Length: 4'




90° Bridge
Ages: 2-12
Decks: 2' to 8' Heights



Suspension Bridge
Ages: 2-12
Decks: 2' to 8' Heights
Length: 8'

PANEL LADDER


16", 18", 24", 36", 48" Deck to Deck
Ages: 2-5, 5-12



Funnel Bridge with HDPE Barriers
Ages: 2-12
Decks: 2' to 8' Heights
Length: 8'



Funnel Bridge with Mesh Barriers
Ages: 2-12
Decks: 2' to 8' Heights
Length: 8'



Arch Bridge
Ages: 2-12
Decks: 2' to 8' Heights
Length: 8'

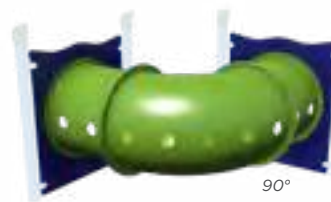


Arch Bridge with Pipe Rails
Ages: 2-12
Decks: 2' to 8' Heights
Length: 8'

FUNNEL BRIDGE



CRAWL TUBES



Curved Crawl Tunnel
60°, 90°, and 180° Curve Degrees
Ages: 2-5, 5-12
Available for 5" Posts with 48" Decks or 3.5" Posts with 46.5" Decks




Zig-Zag Crawl Tunnel
Left or Right Zig-Zag
Ages: 2-5, 5-12
Decks: Equal Height Offset by 24"
Available for 5" Posts with 48" Decks or 3.5" Posts with 46.5" Decks



Wavy Crawl Tunnel
Ages: 2-5, 5-12
Length: 8'
Available for 5" Posts with 48" Decks or 3.5" Posts with 46.5" Decks



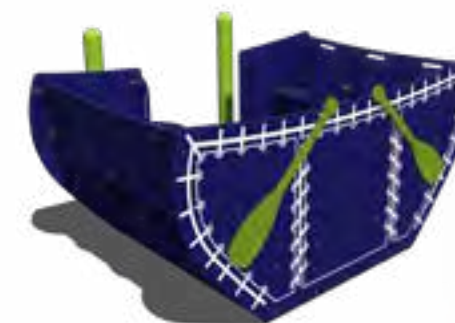
Straight Crawl Tunnel
4', 6', and 8' Lengths
Ages: 2-5, 5-12
Available for 5" Posts with 48" Decks or 3.5" Posts with 46.5" Decks



Inclined Crawl Tunnel
12" and 24" Incline
Ages: 2-5, 5-12
Decks: Unequal Height
Available for 5" Posts with 48" Decks or 3.5" Posts with 46.5" Decks




GLIDERS

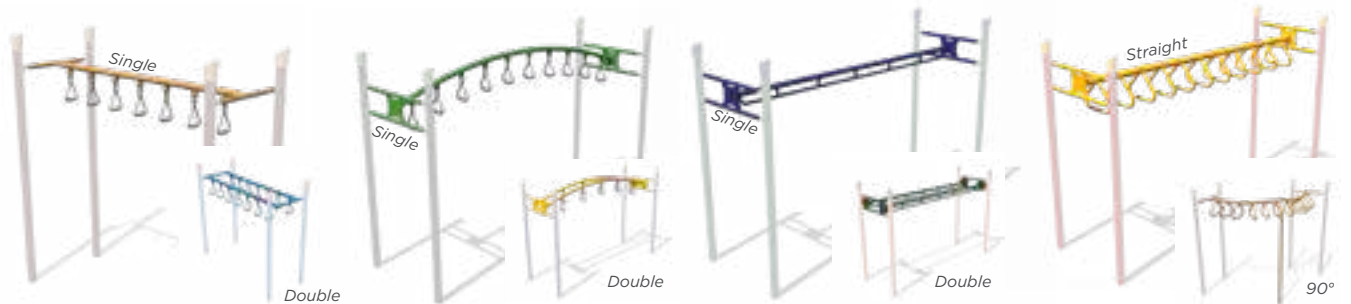


RAFT OR RAFT WITH WAVES DESIGN

Rockin' Glide
Ages: 2-5, 5-12
Capacity: 6 & One Mobility Device
Decks: 12", 18", and 24" Heights
Turning Space ADA Compliant per 304.3.1 Circular Space



OVERHEAD LADDERS

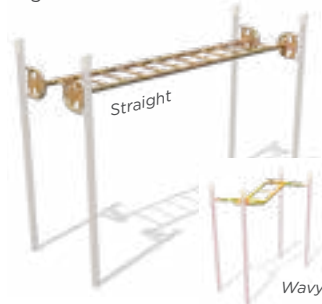


Single & Double Trapeze Ring
Straight and 90° (Single Only)
8' Length
Ages: 5-12


Single & Double Arched Trapeze Ring
12' Length
Ages: 5-12

Single & Double Parallel Bar
8' Length
Ages: 5-12

Tri-Rung
Straight, Zig-Zag, Wavy, 90°, Arched
8' or 12' (Straight Only) Length
Ages: 5-12



Rung
Straight, Zig-Zag, Wavy, 90°, Arched
8' or 12' (Straight Only) Length
Ages: 5-12



Wavy Deep Rung
8' Length
Ages: 5-12



Over Under
8' Length
Ages: 5-12



3-Wheel Swinger
8' Length
Ages: 5-12




270° Circle Ring
Ages: 5-12



360° Orbital
8' Length
Ages: 5-12



Loop Rung
Straight, 90°
8' Length
Ages: 5-12



Offset Straight Rung
14' Length
Ages: 5-12

ZIP FROM DECK TO DECK



TRACK GLIDE

10' or 12' Length
Ages: 5-12



TRAPEZE RING

Arched, Inverted Arched, Curved
Ages: 5-12

ACTIVE


SONIC SPINNER

On-Deck and Post- to-Post Designs
Ages: 2-12



SNAKE WALK

Ages: 5-12
Length: 8'



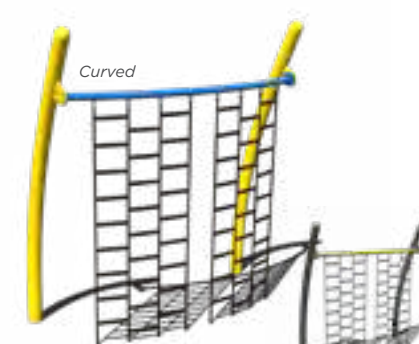
Curved Wheel Swinger
Ages: 5-12




Curved Corner Trapeze Ring
Ages: 5-12



Rail Glide
Ages: 5-12



Climbing Wall
Straight, Curved
Ages: 5-12



Tri-Rung Ladder
Arched, Inverted Arched, Curved
Ages: 5-12

SPIRAL TUBE SLIDE

6' to 8' Deck Heights
Ages: 5-12
Available for 5" Posts with 48" Decks or 3.5" Posts with 46.5" Decks



SINGLE CHUTE SLIDE

2' to 8' Deck Heights
Multiple Configurations
Ages: 2-5, 5-12



OPEN SPIRAL SLIDE

6' Deck Height
Ages: 2-12



SLIDES

Tube-to-Chute Slide
8' to 14' Deck Heights
Left and Right Configs.
Ages: 5-12




Straight Tube Slide
2' to 8' Deck Heights
Ages: 2-5, 5-12

90° Turn Tube Slide
2' to 8' Deck Heights
Left and Right Configs.
Ages: 2-5, 5-12
Available for 5" Posts with 48" Decks or 3.5" Posts with 46.5" Decks



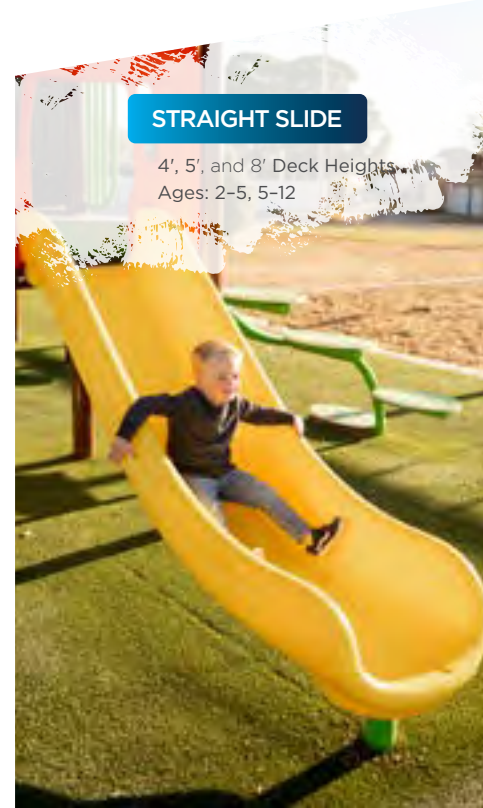
Zig-Zag Tube Slide
4' to 8' Deck Heights
Left and Right Configs.
Ages: 2-5, 5-12
Available for 5" Posts with 48" Decks or 3.5" Posts with 46.5" Decks



Spiral Chute Slide
8' Deck Height
Ages: 5-12



Over & Under Chute Slide
8' Deck Height
Multiple Configs.
Ages: 5-12

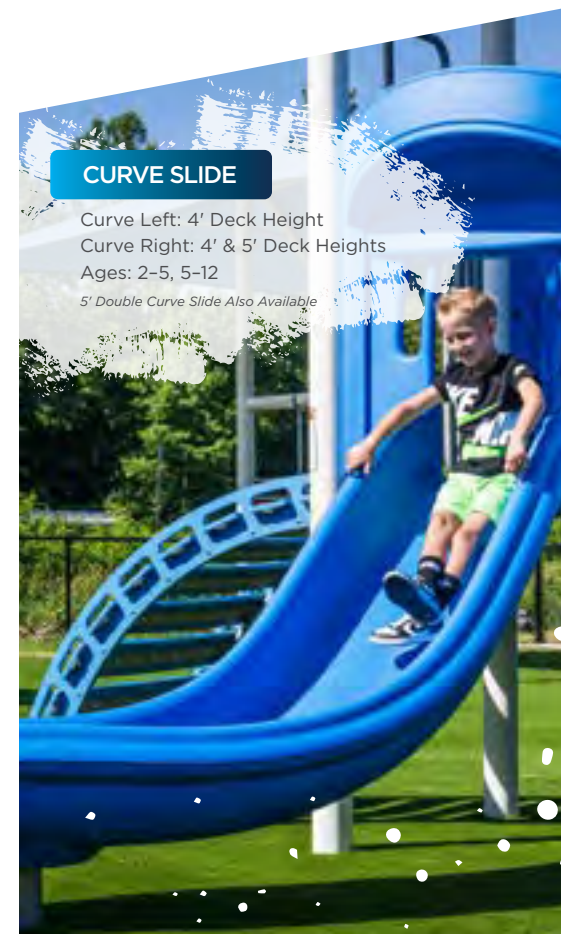


STRAIGHT SLIDE

4', 5', and 8' Deck Heights
Ages: 2-5, 5-12

CURVE SLIDE

Curve Left: 4' Deck Height
Curve Right: 4' & 5' Deck Heights
Ages: 2-5, 5-12
5' Double Curve Slide Also Available



DOUBLE SLIDE

3' to 7' Deck Heights
Ages: 2-5, 5-12



Snake Chute Slide
6' to 8' Deck Heights
Left and Right Configs.
Ages: 5-12

Double Entry Chute Slide
4' to 8' Deck Heights
Multiple Configs.
Ages: 2-5, 5-12

Tri-Chute Slide
4' to 8' Deck Heights
Multiple Configs.
Ages: 2-5, 5-12

Triple Bedway Slide
Decks: 5'
Ages: 2-12

90° Curve Slide
3' Deck Height
Ages: 2-12



Wave Slide
3' and 6' Deck Heights
Ages: 2-5, 5-12



Single Stainless Steel Slide
3' to 8' Decks
Ages: 2-5, 5-12



Double Stainless Steel Slide
3' to 8' Decks
Ages: 2-5, 5-12



Roller Slide
5' Deck Height
Ages: 2-12

MAKES TRANSITIONS SIMPLER



Transfer Slide Exit Add-On
Available for Sectional Slides Up to 6'

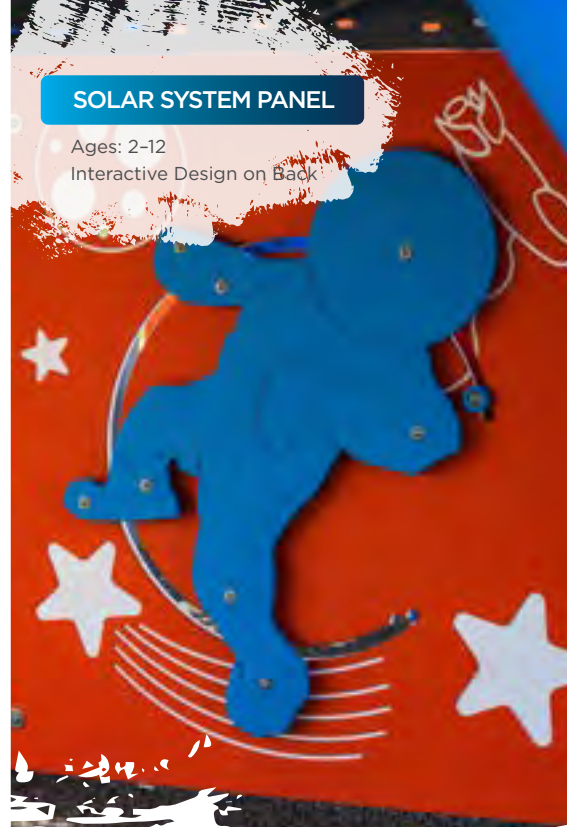
TIC-TAC-TOE PANEL

Ages: 2-12



SOLAR SYSTEM PANEL

Ages: 2-12
Interactive Design on Back



KITCHEN PANEL

Ages: 2-12
Ground-Level Only
Themed Stove Design on Back



ACTIVITY & BARRIER PANELS



Starburst Panel
Ages: 2-12



Slotted Panel
Ages: 2-12



Geo Panel
Ages: 2-5



Alpha Panel
Ages: 2-5



Puppet Panel
Ages: 2-12



Crawl Through Panel
Ages: 2-12
Ground-Level Only



Bubble Panel
Ages: 2-12



Store Front Panel
Ages: 2-12
Ground-Level Only



Window Panel
Ages: 2-5
Ground-Level Recommended



Window with Seat Panel
Ages: 2-5
Ground-Level Recommended



Tri-Yoke Panel
Ages: 2-12



Radial Engine Panel
Ages: 2-12



Gear Panel
Ages: 2-12



Clock/Sign Language Panel
Ages: 2-12



Driving Panel
Ages: 2-12



Race Car Panel
Ages: 2-12



Airplane Panel
Ages: 2-12



Spaceship Panel
Ages: 2-12



Fire Truck Engine Panel
Ages: 2-12



English/Spanish Panel
Ages: 2-12



Braille Panel
Ages: 5-12



Honeybee Panel
Ages: 2-12



State Panel
Ages: 2-12
Available For All States



United States Map Panel
Ages: 2-12



Alien Maze Panel
Ages: 2-5



Wonders of the World Finger Maze Panel
Ages: 5-12



RADAR STATION PANEL
Ages: 2-12



CLOCK PANEL
Ages: 2-12



FROG CRAWL THROUGH PANEL

Ages: 2-12
Ground-Level Only



Animal Maze Panel Ages: 5-12
Butterfly Panel *Back* Ages: 2-12
Toucan Panel Ages: 2-12



Monkey Panel Ages: 2-12
Snake Panel Ages: 2-12
Ball Toss Panel Ages: 2-12
Ground-Level Only



Pipe Wall with Wheel Ages: 2-12
Pipe Wall Ages: 2-12
Half Iris Panel Ages: 2-12
Half Maze Panel Ages: 2-12
Ground-Level Only
Half Yoke Motion Panel Ages: 2-12



Half Gear Panel Ages: 2-12
Ground-Level Only
Half Push Panel Ages: 2-12
Half Drive Shift Panel Ages: 2-12
NEW Half Slider Bell Ages: 2-12
NEW Half Fidget Ages: 2-12



Jump Panel Ages: 5-12
For a 36" Deck Height
Piano Panel *Back* Ages: 2-12
Pirate Hide & Seek Panels Ages: 2-12
5 Panel Set
Din-O-Find Hide & Seek Panels Ages: 2-12
4 Panel Set
Transportation Hide & Seek Panels Ages: 2-12
5 Panel Set



Monster Hide & Seek Panels Ages: 2-12
5 Panel Set
Integrated Solo Ages: 2-12
Ground-Level Only
Integrated Duo Ages: 2-12
Ground-Level Only
Integrated Composer Ages: 2-12
Ground-Level Only
NEW Patterned Plate Barrier Panel Ages: 2-12



Frog Tile Ages: 2-12
Solar Explorer Ages: 2-12
Fish Tile Ages: 2-12



4 In A Row Ages: 2-12
Butterfly Tile Ages: 2-12
Pond Explorer Ages: 2-12



Flower Explorer Ages: 2-12
Spider Explorer Ages: 2-12
Kaleidoscope Ages: 2-12

CIRCLE PANEL INSERT OPTIONS: PANEL OR POST



SPIN MAZE

Ages: 2-12

SNAKE TILE SLIDE

Ages: 2-12

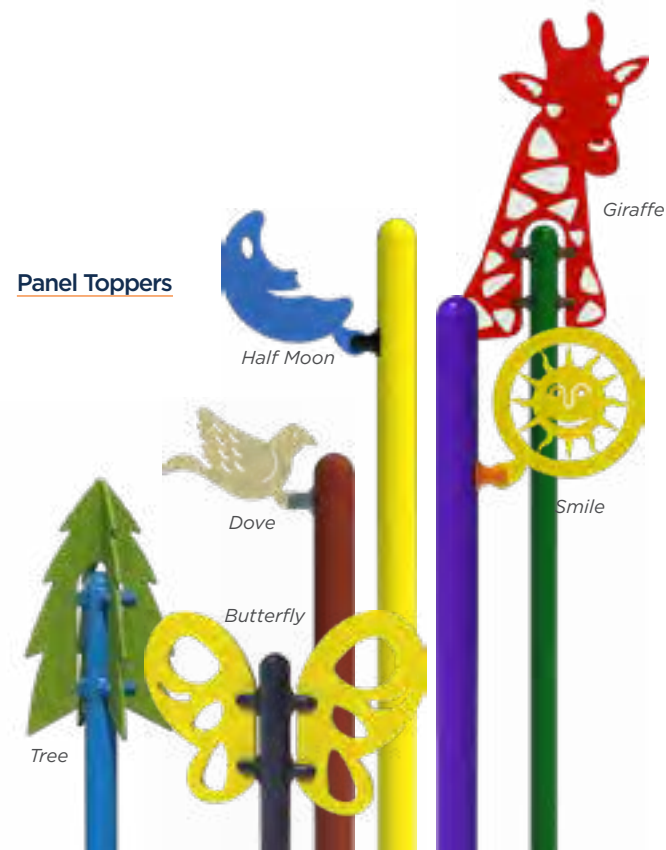
PANEL ACCESSORIES



BELOW DECK BENCH

Ages: 2-12

Panel Toppers



Giraffe

Half Moon

Smile

Dove

Butterfly

Tree



RAMPS & STAIRS

PICK YOUR ACTIVITIES



Sensory Ramp

Available for 5" Posts Only
4' x 12'

Available Activities:

- Duo Musical Instrument
- Solo Musical Instrument
- Ball Maze
- Kaleidoscope
- Pond & Flower Explorer
- Frog Slide Tile
- 4 in a Row

DECKS



46.5" Grid Triangle Deck

For 3.5" Posts
Configurable for Greater Design Flexibility




Half Hex Deck

For 3.5" and 5" Posts



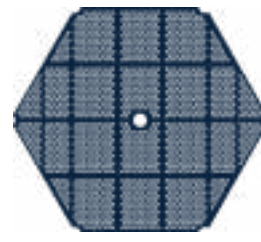
Sun Deck

For 3.5" and 5" Posts
Not for 46.5" Openings
Includes Gate or Gate and Steering Wheel




Tower Deck

For 5" Posts



Hex Deck

For 3.5" and 5" Posts



Double

ADA Ramp with Handrails

Available for 5" Posts Only
6' or 12' Length
Single or Double Width Available



Double


ADA Ramp with Barriers

Available for 5" Posts Only
6' or 12' Length
Single or Double Width Available



Traverse Ramp

Available for 5" posts
6' or 12' length
Single Width Available




Square Deck

For 3.5" and 5" Posts



Triangle Deck

For 3.5" and 5" Posts



Transition Deck

For 3.5" and 5" Posts



Rectangle Deck

For 3.5" Posts



Diagonal Deck

For 3.5" and 5" posts



Hex Center Access Climb Deck

For 5" posts



ADA Transition Station

3' and 4' Deck Heights
Left and Right Configs.



Ground-to-Deck Stairs

2' to 6' and 8' Deck Heights



Single Step

12" to 16" Deck Heights
Available With or Without Handles



Deck-to-Deck ADA Transition Stair

12", 16", 24", 32", or 36" Elevation Change




Deck-to-Deck Transition Stair

21" and 33" Incline




HEXAGON PINWHEEL SHADE

- For Multiple Deck Shapes
- 12' and 16' Sizes
- Glide Elbow™ Fabric Release
- Patented Design



BARREL VAULTED SHADE

- For Square Decks
- Single Deck or Deck-to-Deck



RECTANGLE SHADE

- For Rectangle Decks
- Multiple Sizes
- For 3.5" Diameter Posts
- Glide Elbow™ Fabric Release

SHADES & ROOFS



NEW Hexagon Crossover Sail Shade

- For Hexagon Decks
- 12' Diameter for 3.5" Diameter Posts
- 20' Diameter for 5" Diameter Posts
- Glide Elbow™ Fabric Release



Square Crossover Sail Shade

- For Square Decks
- 14' x 14'
- For 5" Diameter Posts
- Glide Elbow™ Fabric Release



Umbra Shade

- For Square Decks
- 14' x 14'
- For 5" Diameter Posts
- Glide Elbow™ Fabric Release



Square Pinwheel Shade

- For Square Decks
- 12' and 14' Sizes
- Glide Elbow™ Fabric Release
- Patented Design



Quad Sail Shade

- For Square Decks
- Multiple Sizes
- Glide Elbow™ Fabric Release



Dueling Eclipse Shade

- For Square Decks
- Patented Design
- Glide Elbow™ Fabric Release



Crescent Shade

- 7' 4" x 5' 3" Size

OUR NEWEST SHADE TOPPERS



Square Shade

- For Square Decks
- 12' Size
- Glide Elbow™ Fabric Release



Hexagon Shade

- Varying Sizes
- For 5" Diameter Posts
- Glide Elbow™ Fabric Release



Octagon Shade

- For Triangle Decks Forming an Octagon
- 14' 4" Size
- For 5" Diameter Posts
- Glide Elbow™ Fabric Release



Arched Hexagon Roof

- For Hexagon Decks



Shingle Gable Roof

- For Square and Rectangle Decks



Ridge Gable Roof

- For Square and Rectangle Decks



Ridge Square Roof

- For Square and Rectangle Decks



Shingle Square Roof

- For Square and Rectangle Decks



ARCHED GABLE ROOF

- For Square and Rectangle Decks



Shingle Hexagon Roof

- For Hexagon Decks



Arched Split Roof

- For Square Decks



Eclipse Roof

- Side Accent Color Panel Available



Octagon Metal Roof

- For Octagon Decks

COMPLETE YOUR SPACE

182 Surfacing, Timbers, & Safety Signs

184 Fitness

188 Dog Park

192 Shade, Shelter, & Site Amenities



TOP 6

SAFETY SURFACING

UNITARY OPTIONS

01

POURED IN PLACE (PIP)

- Two-layer system
- High wear resistance
- Lower maintenance
- Great accessibility
- Add graphics and mix colors

02

BONDED RUBBER

- Made from recycled shredded rubber
- Great accessibility
- Medium wear resistance
- Many color options

03

RUBBER TILES

- Easy to repair
- Highly accessible
- High wear resistance
- Lower maintenance

04

TURF

- Looks like natural grass
- Impact layer and wear layer
- Medium wear resistance
- Low maintenance

LOOSE FILL OPTIONS

05


LOOSE FILL RUBBER

- Made from recycled shredded rubber
- High wear resistance
- High impact attenuation rating
- Mold, animal, and insect resistant

06

ENGINEERED WOOD FIBER

- Economical initial cost
- Specifically for playgrounds
- Requires regular maintenance
- Use of wear mats recommended



Poured In Place (PIP)




Bonded Rubber



Rubber Tiles



Turf



Loose Fill Rubber



Engineered Wood Fiber



12" Landscape Timber

Order These If You're Purchasing a Steel Playground
These steel playground kit options include one timber and stake(s). The 4' option includes 1 stake and the 6' option includes two stakes.

Length	Item Number	
4'	90022004XX	\$101.00
6'	90022006XX	\$155.00
Border Cap	BMP-0002XX	\$47.90

Order These If You're Purchasing a Recycled Playground
Each item must be purchased separately.

Length	Item Number	
4'	LT-4	\$48.40
6'	LT-6	\$91.70
Border Cap	BMP-0002XX	\$47.90
Timber Stake	LTH	\$14.68

4' x 8" Landscape Timber

\$55.50

Order This If You're Purchasing a Steel Playground
Model: TFR0634XX
Includes Timber and Timber Stake



Order These If You're Purchasing a Recycled Playground
Timber Model: LT-4-8
Stake Model: LTH

ADA Accessible Ramp System

Our ADA ramp systems allow for easier transitions into your timber-bordered play environment. Designed for timbers that are 12" high.



Order These If You're Purchasing a Steel Playground

System	Item Number	Dimensions	Also Includes	
Full	TFR0592XX	120" x 43"	9 Stakes, 2 End Caps	\$2,108.00
Half	TFR0591XX	60" x 43"	6 Stakes, 2 End Caps	\$1,265.00

Order These If You're Purchasing a Recycled Playground

System	Item Number	Dimensions	Also Includes	
Full	TCF0078XX	120" x 43"	9 Stakes, 2 End Caps	\$1,719.00
Half	TCF0077XX	60" x 43"	6 Stakes, 2 End Caps	\$1,030.00

\$628.00 Age Safety Signs

- 23 1/2" x 15 1/2"
- 2-5: TFR19771XX
- 2-12: TFR19772XX
- 5-12: TFR19773XX






\$3,453.00
HORIZONTAL LADDER

Model: 60019409XX
 Add-On Instructional Sign
 Model: 60019459XX

FITNESS EQUIPMENT



\$2,835.00

Sit-Up Bench
 Model: AFT13972XX

Add-On Instructional Sign
 Model: 60019457XX
 In-Ground Kit Required: FIT14050XX



\$1,162.00

Parallel Bars
 Model: 60019401XX

Add-On Instructional Sign
 Model: 60019451XX



\$1,492.00

Spring Up Bars
 Model: 60019410XX

Add-On Instructional Sign
 Model: 60019460XX



\$1,756.00

Pull Up and Chin Up Bar
 Model: 60019403XX

Add-On Instructional Sign
 Model: 60019453XX



\$1,507.00

Jump Touch Beam
 Model: 60019406XX

Add-On Instructional Sign
 Model: 60019456XX



\$1,398.00

Stretching Post
 Model: 60019404XX

Add-On Instructional Sign
 Model: 60019454XX

ALSO INCLUDES INSTRUCTIONAL SIGNS



\$20,979.00

10 Station Course

Model: 60019400XX

- Vertical Ladder
- Beam Jump
- Stretching Post
- Pull Up and Chin Up Bars
- Jump Touch Beam
- Parallel Bars
- Sit-Up Bench
- Spring Up Bars
- Horizontal Ladder
- Balance Beam
- 3 Large Instructional Signs



\$1,437.00

Vertical Ladder

Model: 60019402XX

Add-On Instructional Sign
 Model: 60019452XX



\$1,255.00

Balance Beam

Model: 60019408XX

Add-On Instructional Sign
 Model: 60019458XX

\$1,340.00

BEAM JUMP

Model: 60019405XX

Add-On Instructional Sign
 Model: 60019455XX

\$753.00

ADD-ON INSTRUCTIONAL SIGN

Equipment instruction signs are available for each fitness product.



\$3,563.00

PULL-UP AND DIP STATION

Model: AFT14031XX

Add-On Instructional Sign

Model: TFR0588XX

In-Ground Kit Required: FIT14050XX



CARDIO WALKER

Instructional Sticker Included
Ages: 13+
Surface UP164SM In-Ground UP164S

\$6,776.00



CAPTAIN'S CHAIR

Ages: 13+ \$5,380.00
Instructional Sticker Included
Surface UP167SM In-Ground UP167S

FITNESS EQUIPMENT



\$1,319.00

Horizontal Chin-Up Station

Model: UP183
Ages: 13+
Instructional Sign Included



\$6,776.00

Leg Press

Ages: 13+
Instructional Sticker Included
Surface UP170SM In-Ground UP170S



\$6,675.00

Lat Pull Down

Ages: 13+
Instructional Sticker Included
Surface UP165SM In-Ground UP165S

NEW

Cross Training Trapeze Rack

Model: UP231
Instructional sticker included



NEW

9' Adult Climbing Wall

Model: UP233
Instructional sticker included



Plyometric Box

Ages: 13+
Instructional Sign Included
Heights Available:



\$823.00

Balance Plank Station

Model: UP176
Ages: 13+
Instructional Sign Included



\$1,182.00

Balance Board Station

Model: UP177
Ages: 13+
Instructional Sign Included



\$1,723.00

Push-Up Station

Model: UP224
Ages: 13+
Instructional Sticker Included



Chest Press

Ages: 13+
Instructional Sticker Included
Surface Mount In-Ground Mount
Standard: UP166SM Standard: UP166S
Accessible: UP179SM Accessible: UP179S
\$8,450.00 \$8,933.00



\$8,962.00

Accessible Lat Pull Down

Ages: 13+
Instructional Sticker Included
Surface UP180SM In-Ground UP180S



\$8,450.00

Accessible ADA Chest Press

Ages: 13+
Instructional Sticker Included
Surface UP179SM In-Ground UP179S



\$6,743.00

Sit-Up/Back Extension

Ages: 13+
Instructional Sticker Included
Surface UP168SM In-Ground UP168S



\$7,633.00

Recumbent Cycle

Ages: 13+
Instructional Sticker Included
Surface UP215SM In-Ground UP215S

Instructional Sign with Post & Instructional Sticker



\$7,987.00

Hand Cycle

Ages: 13+
Instructional Sticker Included
Surface UP216SM In-Ground UP216S



\$7,810.00

Accessible ADA Hand Cycle

Ages: 13+
Instructional Sticker Included
Surface UP217SM In-Ground UP217S



\$6,405.00

Energy and Strength Wheels

Ages: 13+
Instructional Sticker Included
Surface UP191SM In-Ground UP191S



\$4,347.00

Skill Trainer

Model: UP354
Ages: 13+
Instructional Sticker Included



\$2,706.00

Assisted Balance Walk

Model: UP352
Ages: 13+
Instructional Sign Included



\$5,052.00

Assisted Step Trainer

Model: UP353
Ages: 13+
Instructional Sign Included



\$3,238.00

Assisted Step Around

Model: UP355
Ages: 13+
Instructional Sticker Included



\$3,834.00

Assisted Functional Trainer

Model: UP351
Ages: 13+
Instructional Sign Included

\$1,236.00 6" Model: UP172 12" Model: UP173 \$1,234.00
\$1,292.00 18" Model: UP174 24" Model: UP175 \$1,340.00

\$2,965.00

DOG LOG

Model: RECF0008XX




DOG PARK EQUIPMENT



OVER AND UNDER

Model: RECF0012XX
\$712.00



\$2,330.00
Climb and Sit
Model: RECF0002XX



\$959.00
Limbone, Anyone?
Model: RECF0003XX



\$1,416.00
Hurdle Jump
Model: RECF0007XX
Sold as a set of 4



\$1,090.00
Jump Through
Model: RECF0014XX



\$1,695.00
Let's Rest
Model: RECF0009XX



\$906.00
High Jump
Model: RECF0011XX



\$2,805.00
Nice Turn
Model: RECF0013XX



\$1,881.00
Step Up
Model: RECF0005XX



\$1,279.00
Through the Target
Model: RECF0006XX



\$3,714.00
Through the Tunnel
Model: RECF0004XX



\$3,694.00
Walk the Plank
Model: RECF0015XX




\$857.00
Leash Holder
Model: RECF0022XX

\$3,544.00

HOME SWEET HOME

Model: RECF0010XX



\$2,789.00

CAMEL HUMP CLIMBER

Model: RECF0001XX

DOG PARK EQUIPMENT PACKAGES

\$13,937.00

Puppy Paradise

Model: RECF0018XX

Features:

- Beginner course
- Discounted package pricing
- 32' x 37' recommended area
- Package includes Jump Through, Stepping Up, Let's Rest, Camel Hump Climber, Home Sweet Home, and Nice Turn



\$9,409.00

Pawsitively Playful

Model: RECF0019XX

Features:

- Small area course
- Discounted package pricing
- 30' x 27' recommended area
- Package includes Jump Through, Stepping Up, Home Sweet Home, and Nice Turn



\$12,838.00

Dog's Best Friend

Model: RECF0017XX

Features:

- Intermediate course
- Discounted package pricing
- 28' x 33' recommended area
- Package includes Dog Log, Jump Through, Home Sweet Home, High Jump, Stepping Up, and Climb and Sit



\$23,212.00

Beggin' For More

Model: RECF0020XX

Features:

- Large area course
- 35' x 64' recommended area
- Package includes Camel Hump Climber, Through the Tunnel, Home Sweet Home, Dog Log, Jump Through, Let's Rest, Walk the Plank, High Jump, Stepping Up, and Over and Under



\$13,281.00

Master Companion

Model: RECF0016XX

Features:

- Advanced course
- Discounted package pricing
- 44' x 34' recommended area
- Package includes Through the Target, Dog Log, Walk the Plank, Limbone Anyone, Over and Under, and Home Sweet Home



\$30,656.00

Best in Show

Model: RECF0021XX

Features:

- Everything course
- 51' x 52' recommended area
- Package includes all dog play products except Hurdle Jump and Leash Holder



ALL-IN-ONE

COMPANY



Superior Shade

We offer shade structures for nearly every application. Shop our collection when looking for:

- Playground Shades
- Site Furnishing Shades
- Picnic Area Shades
- Bleacher Shades
- And More!

srpshade.com

Superior Shelter

We offer shelter structures that provide protection from both the weather and the sun. Shop our collection when looking for:

- Picnic Pavilions
- Bleacher Covers
- Wayfinding Kiosks
- And More!

srpshelter.com

Superior Amenities

We offer a full line of benches, tables, and trash receptacles in a variety of styles. Shop our collection when looking for:

- Tables
- Benches
- Trash Receptacles
- Bike Racks
- And More!

srpsiteamenities.com

WE MAKE IT EASY TO BUY

Ordering is as easy as contacting your local Superior sales representative. They'll answer any questions and provide up-to-date pricing and shipping information for our products.

To start, visit srplayground.com/find-a-rep to find your local representative's contact information. Superior also makes it easy for clients to buy by utilizing reputable national purchasing cooperatives.

STATE-SPECIFIC OPPORTUNITIES



The NASPO ValuePoint Cooperative Purchasing Organization is available to all public agencies, institutes of higher education, political subdivisions, and, in some cases, non-profit organizations in states who have obtained a NASPO ValuePoint Participating Addendum. Currently, we have partnered with the following states under NASPO ValuePoint Master Agreement No.: PO-10700-00015854.

- California
- Iowa
- Kansas
- New Mexico
- Oregon
- South Carolina
- South Dakota
- Utah
- Washington
- And More!

FOR GOVERNMENT ENTITIES



BuyBoard is an online purchasing cooperative that gives its members best pricing on products, equipment, and services that they use every day. Members save time and resources because the competitive procurement process has already been completed. BuyBoard's nationwide members include those in public schools, municipalities, county government, and all types of local government agencies and non-profits.



HGACBuy is a cooperative purchasing network available to local governments, state agencies, and certain non-profit corporations nationwide. All products offered by HGACBuy have been awarded through a public competitive process. To become a member of HGACBuy and to view products like ours, visit hgacbuy.org.

FOR BUSINESSES



Navitas Credit Corporation is a nationwide direct lender with a focus on small and medium sized businesses. Navitas provides capital in the form of leases and loans to assist businesses in acquiring the equipment and financing they need to grow and stay competitive.



GSA Advantage! is an online cooperative purchasing program that provides access to thousands of products and services. State and local government entities can take advantage of this buying power to get you the best value and price.

FOR EVERYONE

Our Certified Partners have extensive knowledge and training in all Superior products. Find your closest representative by visiting srplayground.com and clicking "Contact a Representative."

WE MEET OR EXCEED INDUSTRY STANDARDS

In our effort to provide safer, quality play products for children, our products meet or exceed the standards set forth by the below organizations. Additionally, we follow our own strict in-house standards and guidelines.



International Play Equipment Manufacturers Association™

In the interest of playground safety, the International Play Equipment Manufacturers Association (IPEMA™) provides a third-party certification service whereby a designated independent laboratory, TÜV SÜD America Inc., (TÜV), validates an equipment manufacturer's certification of conformance to the standards below.

- ASTM F1487-11, excluding sections 7.1.1, 10 and 12.6.1: Standard Consumer Safety Performance Specification for Playground Equipment for Public Use
- CAN/CSA-Z614-14, excluding clauses 9.8, 10, and 11: Children's Playspaces and Equipment

A list of current validated products may be viewed on their website at www.ipema.org. SRP is a member of this organization.



American Society for Testing and Materials

The American Society for Testing and Materials (ASTM) is an independent and world renowned developer of technical standards utilized in testing a multitude of products. ASTM developed F1487 Standard Consumer Safety Performance Specifications for Playground Equipment for Public Use. The current standard is F1487-11, published in 2011.



U.S. Consumer Product Safety Commission

The U.S. Consumer Product Safety Commission (CPSC) presents safety guidelines through the publication of their Public Playground Safety Handbook. This handbook promotes greater safety awareness among those who purchase, install, and maintain public playground equipment. The handbook can be viewed on the CPSC's website, cpsc.gov.



United States Access Board

The U.S. Access Board is a federal agency that promotes equality for people with disabilities. They've developed guidelines and standards for built environments, such as playgrounds.

ISO 9001 and ISO 14001

ISO industry certification processes are issued by International Organization for Standardization. ISO 9001 is used to measure manufacturing standards and to certify company compliance with quality management systems covering design, development, production, installation, inspection, and testing. ISO 4001, also known as the "Green Certification," specifies the requirements of an organization having an environmental management system (EMS). SRP's steel playground line is manufactured in an ISO 9001 and ISO 14001 certified facility.

PCI 4000

Certification by the Powder Coating Institute recognizes competency and processes in place to consistently produce high-quality powder coated products. PCI certification is the result of an extensive and rigorous audit process and SRP's steel playground manufacturing facility has this certification.

In-House Standards

At Superior, we only use quality playground materials. Our playgrounds are proudly made in the USA and are built to last.

To ensure the safest play for your children, we offer:

- Quality control inspection on all parts and shipments
- All products must pass inspection in our IPEMA Certified In-House Testing Facility
- In-house production of most products
- All products meet or exceed CPSC, ASTM, and ADA Safety Guidelines
- On-staff CPSI certified employees
- Local field factory trained installation technicians
- Direct connect component attachment system
- Products constructed from Allied's heavy-wall galvanized steel tubing, which is protected by Allied's patented Flo-Coat® process that uses triple-coat corrosion protection (zinc, conversion coating, and clear topcoat) to provide a smooth, shiny appearance that is unmatched in strength and durability



OUR LEADING WARRANTY

Our warranty guarantees years of unlimited fun. **View our full warranty by visiting us online at srplayground.com/warranty.**

Superior Recreational Products (SRP) warrants that its product will be free from defects in materials and workmanship as well as maintain structural integrity for the periods listed below from the date of invoice and once SRP has been paid in full. This warranty is in effect only if the product has been assembled and installed strictly in accordance with the setup instructions provided by SRP, good construction practices, and has been subjected only to normal use and exposure.

- Lifetime* Warranty on playground steel and recycled posts, all stainless steel hardware, c-line fittings, and aluminum post caps
- 20-Year Limited Warranty on steel Shade structures
- 15-Year Limited Warranty on playground pipes, rungs, loops and rails, roto-molded plastics, HDPE plastic sheets, punched steel decks, and recycled decks
- 10-Year Limited Warranty on shade fabric and Ascend Rope Climber cable breakage
- 5-Year Limited Warranty on powder coat and climber nets and cables
- 3-Year Limited Warranty on electronic play and Ascend Rope Climber flexible rubber belting
- 1-Year Limited warranty on moving parts, Shade cable, and materials not covered above

Limited Warranty: Structural Steel

SRP offers a "Lifetime Limited Warranty on structural steel frames against failure due to rust-through corrosion under normal environmental conditions. Should the parts need to be replaced under the warranty, SRP will manufacture and ship new replacement parts at no charge for the first ten years, thereafter pro-rated at 50% for the second ten years and 25% from there on. Workmanship is warranted for a period of five years. This steel warranty shall be void if damage to the steel is caused by the installer or from physical damage, damage by salt spray or sprinkler systems, contact with chemicals, chlorine, pollution, misuse, vandalism, or any act of God.

Limited Warranty: Powder Coat

Superior Recreational Products offers a 5-year Limited Warranty for standard powder coating and a 7-Year Limited Warranty for Corrosion Defense Package powder coating to the original purchaser. This Limited Warranty is for factory applied finish only. Damage occurring from shipping, erection, vandalism, accidents, or field modification is not covered in this limited warranty and will require field touch-up immediately and periodically thereafter. The owner must report any defect in powder coat at the time the installation is completed. Not covered by this Limited Warranty are acute angles, welds, and end plates.

The Limited Warranty for powder coating provides the following after a 5-year exposure period when applied according to the recommendations listed on the product's technical data sheet and appropriate surface preparation has been utilized.

- The coatings shall retain their original color with a ΔE of <7.5 units for high chroma colors (yellows, reds, oranges, etc.) and a ΔE of <5.0 units for low chroma colors, when tested in accordance with ASTM D 2244.
- The coating shall retain a minimum of 50% of its original gloss level after washing, when tested in accordance with ASTM D 523.
- The coating shall exhibit chalking no worse than numerical rating of 6, when evaluated in accordance with ASTM D 659-80.

Stainless Steel Series (Powered by Playdale Playgrounds)

Playdale Playgrounds warrants its products to the original customer to be free from structural failure due to defect in materials or workmanship during normal use and installation in accordance with the published specifications. The warranty shall commence on the date of the invoice and terminate at the end of the period on the full warranty statement. The warranty is valid only if the products are installed properly and in conformance of the specifications, installation guides, Playdale Playgrounds design layout, and properly maintained in accordance with the maintenance schedule provided within the installation instructions. Playdale Playgrounds reserves the right to accept or reject any claim in whole or in part. Playdale Playgrounds will not accept the return of any product without prior approval by Playdale management.

Electronic Play

SRP guarantees the speakers, sound chips, and circuit boards used in the production of their electronic play products for 3 years, against electronic failure caused by manufacturing defects. This guarantee does not include failure as a result of any form of misuse, vandalism or neglect including, but not limited to accidental damage while changing the batteries or servicing the internal electronics, a failure to follow the battery replacement guide, the troubleshooting guide or the care and maintenance instructions for the electronics units.

Pricing, Cancellation, Return, and Shipping Policies

All prices are F.O.B. factor and do not include freight, installation, shipping and handling, surfacing, or applicable taxes. All prices listed were current at the time of printing and in U.S. currency. Prices are subject to change without notice. To view our return policy, please visit superiorrecreationalproducts.com/returns. For information on Return Material Authorizations please call 1.800.327.8774. To view our shipping policy, please visit superiorrecreationalproducts.com/shipping. For any further information, please call 1.800.327.8774.

**For the purpose of this warranty, lifetime encompasses no specific term of years, but rather that seller warrants to its original customer for as long as the original customer owns the product and uses the product for its intended purpose that the product and all parts will be free from defects in materials and manufacturing workmanship. This warranty does not cover damage caused by vandalism, misuse or abuse, altered or modified parts, or cosmetic damage such as scratches, dents, or fading or weathering and normal wear and tear. This warranty is valid only if the structures are installed in conformity with instructions provided by Superior Recreational Products using approved Superior Recreational Products parts. Superior Recreational Products will deliver the repaired or replacement part or parts to the site free of charge, but will not be responsible for labor or the labor costs of replacement. Warranty claims must be filed within the applicable warranty period and accompanied by a sales order or invoice number.*

WE USE QUALITY PLAYGROUND MATERIALS

Learn more about the materials we use in our playgrounds by visiting srplayground.com/why-superior/materials.

COLOR OPTIONS

Metal Colors

Gloss



Matte or Metallic



Plastic Colors



Activity Panel & Panel Colors

Solid Core




Sandwich Core



Shade Colors | More Available!




Steel Deck Colors



Recycled Deck & Post Colors



Ascend Rope Colors



Belt Seat Colors



*Red rope fades naturally under prolonged sunlight.

COLOR SCHEMES



Nature Trail

- Brown
- Spring Green
- Orange
- Beige
- Brown Decks
- Beige Fabric



Wisteria Garden

- Vanilla
- Sage
- Beige
- Royal Purple
- Gray Decks
- Cream Fabric



Spring Sprout

- Vanilla
- Spring Green
- Beige
- Brown Decks
- Rivergum Fabric



Modern Marsh

- Spring Green
- Bronze
- Green
- Beige
- Brown Decks
- Lime Fabric



Terra

- Burgundy
- Beige
- Spring Green
- Brown Decks
- Beige Fabric



Rain Forest

- Blue
- Vanilla
- Butterscotch
- Brown Decks
- Lime Fabric



Forest

- Burgundy
- Beige
- Green
- Brown Decks
- Beige Fabric



NEW Paradise

- Blue
- Vanilla
- Butterscotch
- Spring Green
- Orange
- Gray Decks
- Lime Fabric



Succulent

- Champagne
- Royal Purple
- Green
- Gray Decks
- Forest Green Fabric



Oasis

- White
- Blue
- Orange
- Spring Green
- Blue Decks
- True Blue Fabric

COLOR SCHEMES

NEW
PATTERNED
PLATE PANEL



Orchid

- Vanilla
- Chartreuse
- Royal Purple
- Orange
- Gray Decks
- Orange Fabric



NEW Swallowtail

- Metallic
- Sky Blue
- White
- Chartreuse
- Black
- Gray Decks
- True Blue Fabric



Northern Lights

- Champagne
- Ice Mint
- Starlight
- Blue
- Blue Decks
- Silver Fabric



Americana

- Vanilla
- Blue
- Sky Blue
- Red
- Gray Decks
- True Blue Fabric



Del Rio

- Vanilla
- Azure
- Beige
- Orange
- Brown Decks
- Beige Fabric



Electric

- Champagne
- Chartreuse
- White
- Blue
- Brown Decks
- Silver Fabric



Synthwave

- Champagne
- Ocean
- Royal Purple
- Chartreuse
- Brown Decks
- Royal Purple Fabric



Circus

- Red
- Yellow
- Sky Blue
- Brown Decks
- Yellow Fabric



Spring Bloom

- Sky Blue
- Spring Green
- White
- Orange
- Brown Decks
- Rivergum Fabric



Van Gogh

- Metallic
- Bronze
- Champagne
- Periwinkle
- Brown Decks
- Steel Gray Fabric



NEW Citrus

- Champagne
- Vanilla
- Butterscotch
- Chartreuse
- Spring Green
- Gray Decks
- Orange Fabric



Robin Egg

- Brown
- Beige
- Azure
- Brown Decks
- Cream Fabric



Aqua Vista

- Metallic
- Butterscotch
- White
- Orange
- Azure
- Gray Decks
- Steel Gray Fabric



Cosmos

- Champagne
- Chartreuse
- Sky Blue
- Royal Purple
- Gray Decks
- Royal Purple Fabric



NEW Burnt Orchard

- Metallic
- Starlight
- Burgundy
- Orange
- Brown Decks
- Orange Fabric



Spring Storm

- Champagne
- Spring Green
- Black
- Sky Blue
- Brown
- Lime Fabric



Monarch

- Champagne
- Black
- Orange
- Yellow
- Brown Decks
- Yellow Fabric



Santorini

- Vanilla
- Champagne
- Blue
- Beige
- Gray Decks
- Navy Blue Fabric



Pistachio

- Vanilla
- Chartreuse
- Beige
- Burgundy
- Brown Decks
- Lime Fabric



Macaw

- Champagne
- Yellow
- Sky Blue
- Orange
- Gray Decks
- Orange Fabric

221 Cable Industrial
Way - Carrollton, GA
30117

1-888-356-7528

sales@korkat.com



PLAYGROUNDS & SIITE AMENITIES

