


INTRODUCING *Active Courses*

These 8 new active courses are designed with climbers, bridges, and overhead components that encourage physical fitness while having fun.

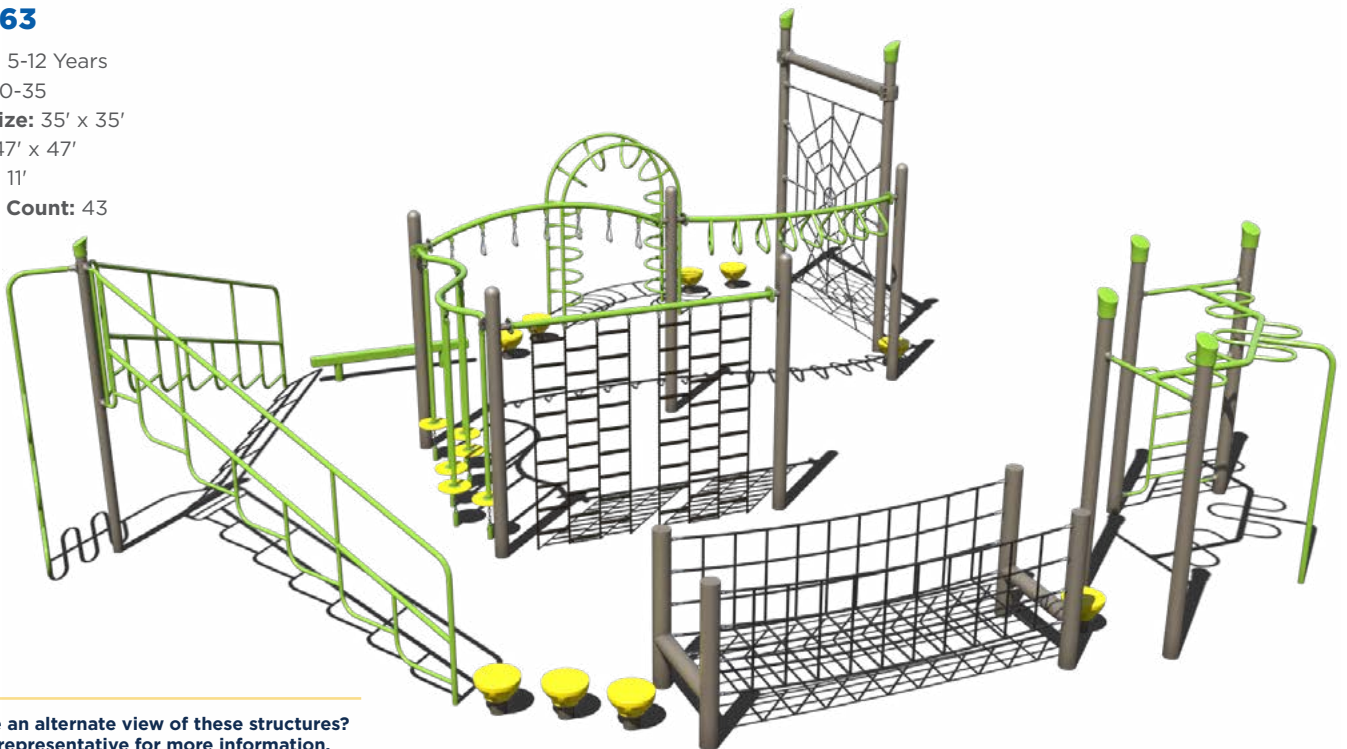


PS5-71357

Age Group: 5-12 Years
Capacity: 25-30
Structure Size: 31' x 27'
Use Zone: 43' x 39'
Fall Height: 10'
Est. Timber Count: 38

PS5-71363

Age Group: 5-12 Years
Capacity: 30-35
Structure Size: 35' x 35'
Use Zone: 47' x 47'
Fall Height: 11'
Est. Timber Count: 43



Want to see an alternate view of these structures?
Ask your representative for more information.

PS5-71361

Age Group: 5-12 Years
Capacity: 30-35
Structure Size: 28' x 43'
Use Zone: 40' x 55'
Fall Height: 7'
Est. Timber Count: 45



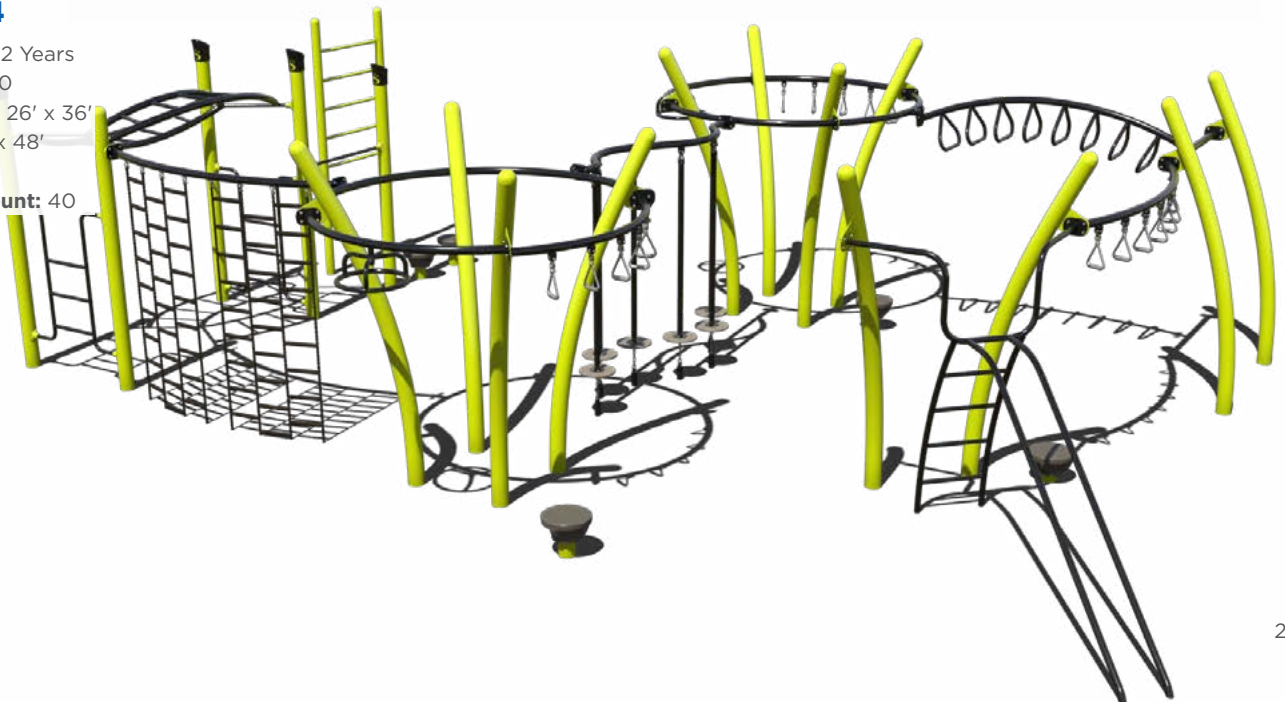
PS5-71362

Age Group: 5-12 Years
Capacity: 30-35
Structure Size: 58' x 25'
Use Zone: 70' x 37'
Fall Height: 10'
Est. Timber Count: 58



PS5-71364

Age Group: 5-12 Years
Capacity: 25-30
Structure Size: 26' x 36'
Use Zone: 38' x 48'
Fall Height: 7'
Est. Timber Count: 40



PS5-71366

Age Group: 5-12 Years
Capacity: 30-35
Structure Size: 40' x 37'
Use Zone: 52' x 49'
Fall Height: #'
Est. Timber Count: 58



PS5-71365

Age Group: 5-12 Years
Capacity: 20-25
Structure Size: 39' x 13'
Use Zone: 51' x 25'
Fall Height: 7'
Est. Timber Count: 35



PS5-71367

Age Group: 5-12 Years
Capacity: 30-35
Structure Size: 36' x 40'
Use Zone: 48' x 52'
Fall Height: 7'
Est. Timber Count: 46

