



Superior[®]

RECREATIONAL PRODUCTS

A PLAYCORE Company



**EFFICIENT
AMENITIES**

Open Market Playground Equipment

Childhood is about having FUN!

Help your customers build more meaningful play and recreation spaces by expanding your playground offering. In this catalog, we offer everything from full playground structures to independent play pieces for commercial use — all to make childhood more fun! Browse our selection of products and get in touch with your sales representative to start selling them today.

02 Commercial Play Structures

28 Commercial Freestanding Play Equipment

51 Colors

Superior
RECREATIONAL PRODUCTS
A PLAYCORE Company

1050 Columbia Dr.
Carrollton, GA 30117
srpplayground.com

To Order:
866.802.9441
sales@siibrands.com



Looking for playground replacement parts? We have a catalog for that!
Ask your sales representative for a Superior Play Components catalog.



Play STRUCTURES

- 03 Steel Structures
- 15 Recycled Structures
- 20 Panel Structures
- 25 Plastic Structures

Steel Playground Structures Ages 2-5

\$31,197
CW-0026

Age Group: 2-5 Years
Capacity: 32
Structure Size: 20' x 16'
Use Zone: 32' x 30'
Fall Height: 3'
Est. Timber Count: 26
ADA: Yes



Reverse
View



\$39,966
CW-0013

Age Group: 2-5 Years
Capacity: 35-40
Structure Size: 22' x 22'
Use Zone: 34' x 34'
Fall Height: 4'
Est. Timber Count: 28
ADA: Yes



Reverse
View



Steel Playground Structures
Ages 2-5 & 2-12

\$16,209
CW-0010

Age Group: 2-5 Years
Capacity: 22
Structure Size: 16' x 15'
Use Zone: 28' x 27'
Fall Height: 3'
Est. Timber Count: 22
ADA: Yes



\$17,686
CW-0022

Age Group: 2-12 Years
Capacity: 22
Structure Size: 16' x 16'
Use Zone: 28' x 28'
Fall Height: 4'
Est. Timber Count: 25
ADA: Yes



Steel Playground Structures
Ages 2-12

\$31,363
CW-0003

Age Group: 2-12 Years
Capacity: 26
Structure Size: 29' x 16'
Use Zone: 41' x 28'
Fall Height: 6'
Est. Timber Count: 30
ADA: Yes



\$40,661
CW-0012

Age Group: 2-12 Years
Capacity: 40
Structure Size: 29' x 22'
Use Zone: 41' x 34'
Fall Height: 6'
Est. Timber Count: 30
ADA: Yes



Steel Playground Structures
Ages 2-12

\$28,176
CW-0005

Age Group: 2-12 Years
Capacity: 38
Structure Size: 24' x 22'
Use Zone: 36' x 34'
Fall Height: 5'
Est. Timber Count: 30
ADA: Yes



Reverse View

\$34,449
CW-0027

Age Group: 2-12 Years
Capacity: 28
Structure Size: 27' x 15'
Use Zone: 37' x 27'
Fall Height: 5'
Est. Timber Count: 28
ADA: Yes



Reverse View

Steel Playground Structures
Ages 2-12 & 5-12

\$37,162
CW-0017

Age Group: 2-12 Years
Capacity: 38
Structure Size: 34' x 17'
Use Zone: 46' x 28'
Fall Height: 5'
Est. Timber Count: 34
ADA: Yes



Reverse View

\$20,107
CW-0029

Age Group: 5-12 Years
Capacity: 26
Structure Size: 24' x 11'
Use Zone: 36' x 23'
Fall Height: 5'
Est. Timber Count: 24
ADA: Yes



Reverse View

What's timber count? The amount of 4' playground timbers (or borders) needed to surround the playground should a type of loose fill surfacing be used.

Steel Playground Structures
Ages 5-12

\$45,024
CW-0028

Age Group: 5-12 Years
Capacity: 44
Structure Size: 38' x 23'
Use Zone: 50' x 35'
Fall Height: 6'
Est. Timber Count: 36
ADA: Yes



\$21,797
CW-0030

Age Group: 5-12 Years
Capacity: 24
Structure Size: 25' x 9'
Use Zone: 37' x 21'
Fall Height: 5'
Est. Timber Count: 24
ADA: Yes



Steel Playground Structures
Ages 5-12

\$38,317
CW-0008

Age Group: 5-12 Years
Capacity: 36
Structure Size: 21' x 18'
Use Zone: 33' x 30'
Fall Height: 6'
Est. Timber Count: 30
ADA: Yes



\$93,215
CW-0021

Age Group: 5-12 Years
Capacity: 82
Structure Size: 38' x 35'
Use Zone: 50' x 47'
Fall Height: 6'
Est. Timber Count: 42
ADA: Yes



Steel Playground Structures
Ages 5-12

\$35,109
CW-0014

Age Group: 5-12 Years
Capacity: 30
Structure Size: 34' x 21'
Use Zone: 46' x 33'
Fall Height: 7'
Est. Timber Count: 34
ADA: Yes



\$16,900
CW-0016

Age Group: 5-12 Years
Capacity: 22
Structure Size: 17' x 16'
Use Zone: 29' x 28'
Fall Height: 7'
Est. Timber Count: 24
ADA: Requires 1 Additional Ground-Level Play Event



Steel Playground Structures
Ages 5-12

\$20,482
CW-0001

Age Group: 5-12 Years
Capacity: 26
Structure Size: 23' x 14'
Use Zone: 35' x 26'
Fall Height: 5'
Est. Timber Count: 26
ADA: Requires 1 Additional Ground-Level Play Event



\$25,041
CW-0002

Age Group: 5-12 Years
Capacity: 26
Structure Size: 28' x 22'
Use Zone: 40' x 34'
Fall Height: 8'
Est. Timber Count: 34
ADA: Requires 1 Additional Ground-Level Play Event



What's timber count? The amount of 4' playground timbers (or borders) needed to surround the playground should a type of loose fill surfacing be used.

Steel Playground Structures
Ages 5-12

\$13,867
CW-0006

Age Group: 5-12 Years
Capacity: 18
Structure Size: 18' x 16'
Use Zone: 30' x 28'
Fall Height: 5'
Est. Timber Count: 22
ADA: Yes



\$18,365
CW-0007

Age Group: 5-12 Years
Capacity: 26
Structure Size: 25' x 14'
Use Zone: 37' x 26'
Fall Height: 8'
Est. Timber Count: 28
ADA: Yes



Steel Playground Structures
Ages 5-12

\$49,397
CW-0020

Age Group: 5-12 Years
Capacity: 40
Structure Size: 34' x 23'
Use Zone: 46' x 35'
Fall Height: 6'
Est. Timber Count: 32
ADA: Requires 1 Additional
Ground-Level Play Event



\$44,094
CW-0019

Age Group: 5-12 Years
Capacity: 36
Structure Size: 33' x 28'
Use Zone: 45' x 40'
Fall Height: 7'
Est. Timber Count: 38
ADA: Requires 3 Additional
Ground-Level Play Events



Steel Playground Structures
Ages 5-12

\$22,820
CW-0009

Age Group: 5-12 Years
Capacity: 24
Structure Size: 23' x 21'
Use Zone: 35' x 33'
Fall Height: 7'
Est. Timber Count: 28
ADA: Yes



Reverse View

\$44,661
CW-0025

Age Group: 2-12 Years
Capacity: 34
Structure Size: 30' x 25'
Use Zone: 42' x 37'
Fall Height: 6'
Est. Timber Count: 32
ADA: Yes



Reverse View

Recycled Playground Structures
Ages 2-5

\$25,236
R3-20701-1

Age Group: 2-5 Years
Capacity: 30-35
Structure Size: 16' x 17'
Use Zone: 28' x 29'
Fall Height: 3'
Est. Timber Count: 25
ADA: Yes



Reverse View



\$23,771
R3-20703

Age Group: 2-5 Years
Capacity: 25-30
Structure Size: 10' x 23'
Use Zone: 22' x 35'
Fall Height: 3'
Est. Timber Count: 25
ADA: Yes



Reverse View



What's timber count? The amount of 4' playground timbers (or borders) needed to surround the playground should a type of loose fill surfacing be used.

Recycled Playground Structures
Ages 2-5

\$24,968
R3-20593

Age Group: 2-5 Years
Capacity: 20-25
Structure Size: 18' x 15'
Use Zone: 30' x 27'
Fall Height: 3'
Est. Timber Count: 23
ADA: Yes



\$20,093
R3-20704

Age Group: 2-5 Years
Capacity: 20-25
Structure Size: 18' x 18'
Use Zone: 30' x 30'
Fall Height: 4'
Est. Timber Count: 25
ADA: Yes



Recycled Playground Structures
Ages 2-12

\$19,903
R3-20439

Age Group: 2-12 Years
Capacity: 15-20
Structure Size: 21' x 6'
Use Zone: 33' x 18'
Fall Height: 6'
Est. Timber Count: 22
ADA: Yes



\$21,282
R3-20570

Age Group: 2-12 Years
Capacity: 25-30
Structure Size: 21' x 19'
Use Zone: 33' x 31'
Fall Height: 5'
Est. Timber Count: 26
ADA: Yes



Recycled Playground Structures
Ages 2-12 & 5-12

\$31,491
R3-20479-1

Age Group: 2-12 Years
Capacity: 25-30
Structure Size: 28' x 18'
Use Zone: 40' x 30'
Fall Height: 6'
Est. Timber Count: 29
ADA: Requires 2 Additional
Ground-Level Play Events



\$35,136
R3-20270

Age Group: 5-12 Years
Capacity: 25-30
Structure Size: 20' x 23'
Use Zone: 32' x 35'
Fall Height: 6'
Est. Timber Count: 30
ADA: Yes



Recycled Playground Structures
Ages 5-12

\$39,983
R3-20702

Age Group: 5-12 Years
Capacity: 45-50
Structure Size: 31' x 27'
Use Zone: 43' x 39'
Fall Height: 8'
Est. Timber Count: 45-50
ADA: Yes



\$30,547
R3-20572

Age Group: 5-12 Years
Capacity: 35-40
Structure Size: 29' x 18'
Use Zone: 41' x 30'
Fall Height: 7'
Est. Timber Count: 31
ADA: Yes




What's timber count? The amount of 4' playground timbers (or borders) needed to surround the playground should a type of loose fill surfacing be used.

Panel Playground Structures Ages 6-23 Months

Tot-Trek™ Modular Structures

ENDLESS CONFIGURATIONS

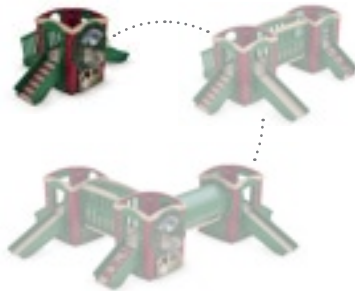
Start with the Tot-Trek base unit and add on different play components based on the phases to the right (or start with the largest)! **Available in a primary or natural color scheme.**



\$5,453
Phase One

Structure: TFR0520XX
Age Group: 6-23 Months
Capacity: 5
Structure Size: 8' x 6'
Includes:


- Stairs
- Slide
- Bubble Window
- Texture Panel
- Climber



\$10,461
Phase Two

Structure: TFR0533XX
Age Group: 6-23 Months
Capacity: 10
Structure Size: 12' x 8'
Includes:


- Phase One
- Bridge
- Climber
- Stairs
- Activity Panels



\$15,950
Phase Three

Structure: TFR0518XX
Age Group: 6-23 Months
Capacity: 15
Structure Size: 14' x 15'
Includes:

- Phase Two
- Crawl Tube
- Slide
- Activity Panels



Warning! Installation over a hard surface such as concrete, asphalt, or packed earth may result in serious injury from falls.

Panel Playground Structures Ages 6-23 Months

Adventures in Growing™
EDUCATIONAL AND INTERACTIVE

These panel-based units for children ages 6-23 months allow for exploration of texture, shapes, sound, and more! Available in a primary or natural color scheme.



\$6,810
AIG010

Age Group: 6-23 Months
Capacity: 6
Structure Size: 11' x 2 ½'
Use Zone: 4' x 15'
Key Features:


- Slide
- Crawl Through Panel
- Stairs



\$10,345
AIG031

Age Group: 6-23 Months
Capacity: 9
Structure Size: 11' x 8 ½'
Use Zone: 24' x 21'
Key Features:

- Slide
- Stairs
- Spin and Find
- Texture Climber
- Bongo Panel
- Texture Panel



\$11,265
AIG040

Age Group: 6-23 Months
Capacity: 10
Structure Size: 11' x 12'
Use Zone: 24' x 25'
Key Features:

- Slide
- Stairs
- Spin and Find
- Texture Climber
- Bongo Panel
- Texture Panel
- Shape Spinners
- Arch Climbers
- Sound Cylinder and Bead Panel



Warning! Installation over a hard surface such as concrete, asphalt, or packed earth may result in serious injury from falls.

Panel Playground Structures
Ages 6-23 Months


\$8,546
GFP-IT-1001-M1

Age Group: 6-23 Months
Capacity: 3-8
Structure Size: 8' x 8'
Panels Included: Bubble, Airplane, Finger Maze, Mirror, and Chime Activity Panels



\$8,629
GFP-IT-1002

Age Group: 6-23 Months
Capacity: 8-10
Structure Size: 7' x 7'
Panels Included: Bead, Mirror, Bell, and Peek-A-Boo Activity Panels



\$11,297
GFP-IT-1003

Age Group: 6-23 Months
Capacity: 10-12
Structure Size: 7' x 10 1/2'
Panels Included: Bead, Mirror, Bell, Peek-A-Boo, and Texture Activity Panels



Infant Exploratoriums
A PLACE TO EXPLORE

These panel-based units for children ages 6-23 months are modular arrangements of play panels and portals to give mobile infants and pre-toddlers a space to explore.

Plastic Playground Structures
Ages 2-5

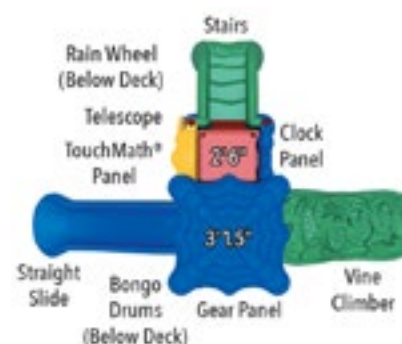
\$3,618
Discovery Center 1

Structure: DC-ISM/02-08-0200
Age Group: 2-5 Years
Capacity: 5-10
Use Zone: 22' x 22'
Fall Height: 3' 1.5"
Mounting: Ground Spike



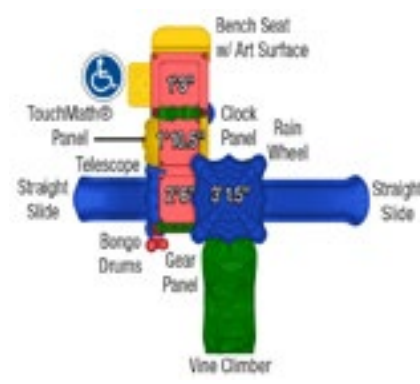
\$6,114
Discovery Center 2

Structure: DC-2MDR/02-08-0203
Age Group: 2-5 Years
Capacity: 10-15
Use Zone: 22' x 27'
Fall Height: 3' 1.5"
Mounting: Ground Spike



\$8,860
Discovery Center 4

Structure: DC-4LG/02-08-0206
Age Group: 2-5 Years
Capacity: 15-20
Use Zone: 27' x 28'
Fall Height: 3' 1.5"
Mounting: Ground Spike



Discovery Centers
AFFORDABLE PLAY OPTIONS

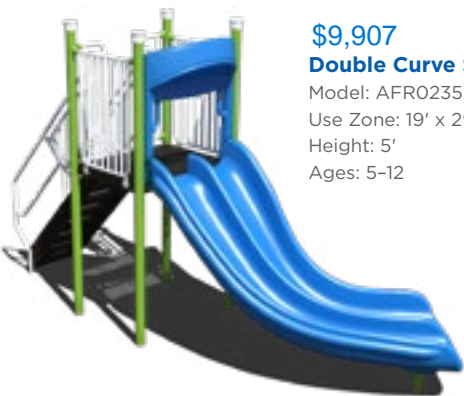
These units offer standards-based developmental and educational activities. They are easy to assemble and come with a **10-year limited warranty** on upright posts and a **5-year limited warranty** on plastic.

Independent

PLAY EQUIPMENT

- 29 Slides
- 30 Swings
- 32 Climbers
- 36 Spring Riders
- 37 Rockers & Spinners
- 38 Music Play
- 40 Balance & Games
- 41 Outdoor Classroom
- 42 Dramatic Play
- 44 Dog Park
- 46 Fitness

Slides Freestanding Slides



\$9,907
Double Curve Slide
Model: AFR0235XX
Use Zone: 19' x 29'
Height: 5'
Ages: 5-12



\$10,681
Open Spiral Slide
Model: AFR0268XX
Use Zone: 18' x 25'
Height: 6'
Ages: 5-12



90° Curve Slide



Double Straight Slide



Right Curve Slide



Straight Slide

Deck Height	Item Number	Use Zone	
3'	AFR0231XX	18' x 24'	\$7,330
5'	AFR0234XX	18' x 29'	\$9,402

Deck Height	Item Number	Use Zone	
3'	AFR0236XX	17' x 24'	\$8,012
4'	AFR0237XX	17' x 27'	\$8,389
5'	AFR0238XX	17' x 28'	\$9,936
6'	AFR0239XX	17' x 29'	\$11,055

Deck Height	Curves To	Item Number	Use Zone	
4'	Left	AFR0232XX	18' x 28'	\$7,468
	Right	AFR0233XX	18' x 28'	\$7,468

Deck Height	Item Number	Use Zone	
3'	AFR0226XX	16' x 24'	\$7,193
4'	AFR0227XX	16' x 27'	\$7,527
5'	AFR0228XX	16' x 29'	\$9,305
6'	AFR0229XX	16' x 30'	\$10,539
8'	AFR02230XX	16' x 34'	



Looking for a triple bedway slide? We have one! Check out our Alpine Thunder Slide.
Model Number: 0152XX • Deck Height: 6' • Width: 62" •
Colors: Green, Red, Blue, Yellow, or Tan • Requires Two Slide Feet • **Not Freestanding*

FREESTANDING



Swings Swing Frames

Single Post Swing Frames

Constructed from either 5" (without shade) or 6 3/4" (with shade) diameter steel, these frames feature an 8' height and are available with or without shade. The version with shade is IPEMA Certified and ASTM F1487-17 Compliant.

Without Shade

Bays	Item Number	Use Zone	
1	TFR0628XX	24' x 32'	\$1,547
2	TFR0629XX	36' x 32'	\$2,762
3	TFR0630XX	48' x 32'	\$4,090
4	TFR0631XX	60' x 32'	\$5,415

With Shade

Bays	Item Number	Use Zone	
1	RSW23516G	24' x 32'	\$6,065
2	RSW3516G	36' x 32'	\$9,836
3	RSW46516G	48' x 32'	\$13,035
4	RSW5816G	60' x 32'	\$16,303

Arch Swing Frame

Constructed from 3.5" or 5" diameter steel, these frames feature an 8' height and are for use with swing seats or tire swings.

For Traditional Swing Seats

Post Size	Bays	Item Number	Use Zone	
3.5"	1	TFR3501XX	24' x 32'	\$2,072
	2	TFR3502XX	36' x 32'	\$3,196
	3	TFR3503XX	48' x 32'	\$4,316
	4	TFR3504XX	60' x 32'	\$5,439
	Add-A-Bay	TFR3500XX	Add 11' x 32'	\$1,130
5"	1	EFR0116XX	24' x 32'	\$3,039
	2	EFR0117XX	36' x 32'	\$4,976
	3	EFR0118XX	48' x 32'	\$6,915
	4	EFR0119XX	60' x 32'	\$8,848
	Add-A-Bay	EFR0120XX	Add 11' x 22'	\$1,944

For Tire Swings

Our tire swing frame is made from 5" steel tubing.

Bays	Item Number	Use Zone	
1	90015991XX	22' x 28'	\$3,206
2	90015992XX	22' x 44'	\$5,300
3	90015993XX	22' x 59'	\$7,393
4	90015994XX	22' x 74'	\$9,487
Add-A-Bay	90945900XX	Add 11' x 22'	\$2,102



Standard Swing Frames

Constructed from 2 3/4" galvanized steel tubing with cast aluminum junctions, these swing frames feature an 8' or 10' height. **The part numbers below are for galvanized frames, to order a powder coated frame for an upcharge, replace "XX" with "PC" in the part numbers below.**

Bi-Pod

Available in an 8' height only.

Bays	Item Number	Use Zone	
1	90015401XX	25' x 32'	\$1,192
2	90015402XX	36' x 32'	\$1,671
3	90015403XX	48' x 32'	\$2,363
Add-A-Bay	90915400XX	Add 11' x 22'	\$768

Tri-Pod

Height	Bays	Item Number	Use Zone	
8'	1	90015301XX	33' x 32'	\$1,640
	2	90015302XX	45' x 32'	\$1,913
	3	90015303XX	56' x 32'	\$2,679
	Add-A-Bay	90015300XX	33' x 32'	\$773
10'	1	90015311XX	36' x 40'	\$1,311
	2	90015312XX	47' x 40'	\$2,040
	3	90015313XX	58' x 40'	\$2,856
	Add-A-Bay	90015391XX	Add 11' x 22'	\$828

To-Fro Glider

The To-Fro Glider is designed for children aged 6-23 months. The glider is available with one (Single) or two (Double) seats.



Seats	Item Number	Use Zone	
Single	51110G	18' x 13'	\$1,560
Double	51109G	22' x 13'	\$2,068

Swings Swing Seats



Wide Belt Seat S-02XX \$36 (Seat Only)

Our molded belt seats (6" x 24") feature galvanized triangle hardware and high carbon steel spring inserts. Available in red, yellow, green, blue, black, and tan.

2 Seat Kit, Galvanized, 8' - \$206 (90015108XX)

High Back Full Bucket Seat S-25XX \$102 (Seat Only)

Our bucket seats feature seat backs and stainless steel inserts. Ideal for children ages 2-4 years.

Available in red, yellow, green, blue, black, and tan.

2 Seat Kit, Galvanized, 8' - \$422 (90015130XX)

Tire Swing Seats

Each item number below includes one tire and all chain and hardware. Order one item number per bay. Tires are made from durable, black roto-molded plastic.

Chain Type	Item Number	
Galvanized	TFR0612XX	\$399
PVC	TFR0611XX	\$535

INCLUSIVE!

Adaptive Swing Seat

This seat is designed for children up to 125 lbs. who need support to maintain a seated position. Measuring 52" x 23" x 33", it is available in red, green, blue, and tan.

Product	Part No.
Complete Seat	ADP-05
Swing Seat	ADP-03
Swing Harness	ADP-02 \$125
Chain Set	ADP-04



INCLUSIVE!

Inclusive Swing Seat Set

This seat is designed for children who need support to maintain a seated position. Each seat comes with galvanized chain. Available in red with a yellow brace or green with a tan brace. *Ages 2-5 version pictured.*

Ages	Yellow Brace	Tan Brace	
2-5	BSIS-25Y	BSIS-25T	\$722
5-12	BSIS-512Y	BSIS-512T	\$722



Beveled Swing Mat \$152


Our 40" x 40" x 1 1/2" swing mat is great for areas where loose fill surfacing is used to help minimize the displacement of surfacing.

Model: WM-05



Looking for swing chain and hardware? We have a catalog for that!
Ask your sales representative for a Superior Play Components Catalog.

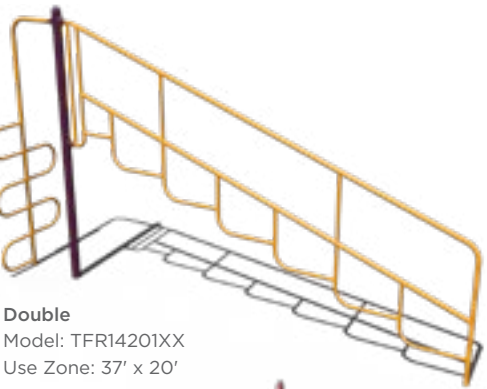
Climbers Traditional & Nature Climbers



NEW \$2,753
Camel Back Kids Climber
Model: 90007112XX
Use Zone: 27' x 15'
Ages: 5-12

\$1,640
Mountain Climber
Ages: 5-12

Single (Pictured)
Model: TFR15831XX
Use Zone: 16' x 6'




Double
Model: TFR14201XX
Use Zone: 37' x 20'

NEW \$3,621
Fire Station Climber
Model: TFR05580XX
Use Zone: 26' x 26'
Ages: 5-12




Climbers Roto-Molded Climbers



Mound \$13,685
Model: 87000016XX
Use Zone: 27' x 27'
Height: 8'
Ages: 5-12

\$8,433
8-Section Bubble Wall Circle
Model: EFR0071XX
Use Zone: 26' x 26'
Ages: 5-12



Replacement Bubble Wall Climbers
Attachment brackets fit 6" x 6" post
Large: 07667XX (Brackets: 0767900)
Small: 07668XX (Brackets: 0767800)

\$773 (\$293)
\$565 (\$155)

\$4,296
4-Section Bubble Wall
Model: EFR0069XX
Use Zone: 14' x 30'
Ages: 5-12



FREESTANDING



NEW \$1,059
Single Hump Camel Jr. Climber
Model: TFR16985XX
Use Zone: 17' x 14'
Ages: 2-5



\$1,910
Chain Climbing Wall
Model: 90007103XX
Use Zone: 20' x 12'
Ages: 5-12



\$1,421
Jr. Horizontal Ladder
Model: 90009000XX
Use Zone: 24' x 15'
Ages: 2-5, 5-12



NEW \$5,322
Lateral Rock Wall
Model: 85134
Use Zone: 21' x 13'
Ages: 5-12



NEW
Tree Stumps
Ages: 2-5, 5-12
12" Model: TFR0649XX \$1,934
20" Model: TFR0650XX \$2,362
28" Model: TFR0651XX \$2,573
36" Model: TFR0652XX \$2,688



\$3,430
3-Section Chain Link Wall
Model: TFR08456XX
Use Zone: 14' x 30'
Ages: 5-12

\$727
Replacement Chain Link Climber
Model: 07520XX
Deck Heights: 48" or 60"
Ages: 2-5, 5-12



NEW \$3,985
Climb & Discover Cave
Use Zone: 20' x 21'
Ages: 2-12
Primary Colors: TFR0613XX
Natural Colors: TFR0614XX



NEW
Kiddie Kave
Model: AFR0036XX
Use Zone: 20 ½' x 20 ½'
Ages: 2-12



NEW
Extra Large Climbing Boulder
Model: 49083
Use Zone: 20' x 20'
Height: 7'
Ages: 7-12
\$20,240



NEW
Large Climbing Boulder
Model: 49082
Use Zone: 16' x 16'
Height: 5'
Ages: 5-12
\$11,373



NEW
Medium Climbing Boulder
Model: 49081
Use Zone: 17' x 15'
Height: 4'
Ages: 5-12
\$4,442



NEW
Small Climbing Boulder
Model: 49080
Use Zone: 18' x 15'
Height: 3'
Ages: 2-5, 5-12
\$3,899



\$5,551
C Bridge
Model: 87000032XX
Use Zone: 26' x 24'
Fall Height: 8'
Ages: 5-12



\$4,083
C Hedge
Model: 87000012XX
Use Zone: 27' x 27'
Fall Height: 5'
Ages: 5-12




\$7,338
Ring
Model: 87000018XX
Use Zone: 27' x 27'
Fall Height: 6'
Ages: 5-12

Climbers Roto-Molded Climbers



Half Dome \$8,815
Model: 87000024XX
Use Zone: 27' x 20'
Height: 10'
Ages: 5-12

\$9,128
Mole Hill
Model: 87000010XX
Use Zone: 26' x 26'
Height: 6'
Ages: 5-12



\$3,569
Criss Cross
Model: 87000034XX
Use Zone: 25' x 16'
Height: 6'
Ages: 5-12



\$1,912
Tri-Pent
Model: 87000023XX
Use Zone: 21' x 21'
Height: 4'
Ages: 5-12



\$3,774
Half Arch
Model: 87000014XX
Use Zone: 26' x 20'
Height: 5'
Ages: 5-12




\$4,752
C Bridge 2
Model: 87000038XX
Use Zone: 27' x 21'
Height: 8'
Ages: 5-12



\$2,064
Mini Arch
Model: 87000011XX
Use Zone: 20' x 17'
Height: 4'
Ages: 5-12



\$4,701
Hump
Model: 87000020XX
Use Zone: 24' x 24'
Height: 2'
Ages: 5-12



\$1,912
Tri-Hex
Model: 87000022XX
Use Zone: 18' x 15'
Height: 4'
Ages: 5-12



\$3,540
Mini Half Dome
Model: 87000026XX
Use Zone: 20' x 18'
Height: 6'
Ages: 5-12



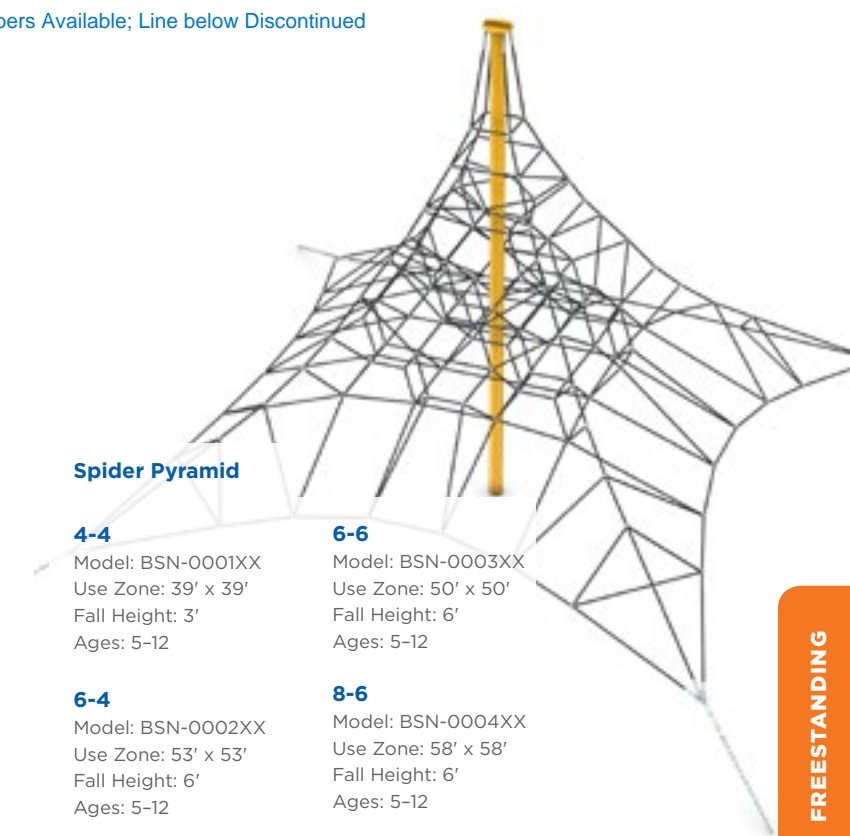
\$17,852
Mountain
Model: 87000021XX
Use Zone: 27' x 17'
Height: 11'
Ages: 5-12

Climbers Net Climbers

Updated Climbers Available; Line below Discontinued



X-Pyramid I
Model: BSN-0005XX
Use Zone: 23 ½' x 23 ½'
Fall Height: 5'
Ages: 5-12



Spider Pyramid

4-4
Model: BSN-0001XX
Use Zone: 39' x 39'
Fall Height: 3'
Ages: 5-12

6-6
Model: BSN-0003XX
Use Zone: 50' x 50'
Fall Height: 6'
Ages: 5-12

6-4
Model: BSN-0002XX
Use Zone: 53' x 53'
Fall Height: 6'
Ages: 5-12

8-6
Model: BSN-0004XX
Use Zone: 58' x 58'
Fall Height: 6'
Ages: 5-12



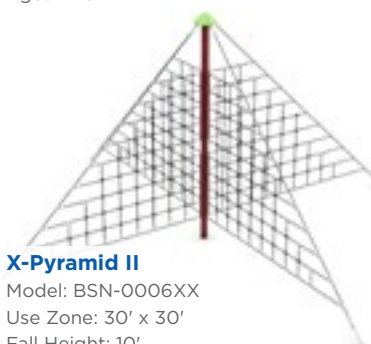
Bird's Nest Mini Tree House
Model: BSN-0007XX
Use Zone: 21' x 21'
Fall Height: 4'
Ages: 2-5



Pirate Tower I
Model: BSN-0012XX
Use Zone: 28' x 28'
Fall Height: 5'
Ages: 5-12



Bird's Nest Tree
Model: BSN-0008XX
Use Zone: 24' x 24'
Fall Height: 7'



X-Pyramid II
Model: BSN-0006XX
Use Zone: 30' x 30'
Fall Height: 10'
Ages: 5-12



Catwalk Adventure Bridge
Model: BSN-0014XX
Use Zone: 22' x 16'
Fall Height: 4'
Length: 10'
Ages: 5-12



Super Climber II
Model: BSN-0011XX
Use Zone: 25' x 25'
Fall Height: 7'
Ages: 5-12

FREESTANDING

Our net climbers are constructed from Netform™, a six-strand steel core rope. Netting is available only in black.

Motion Spring Riders



NEW \$2,658
Police Rider
Model: TFS0014XX
Use Zone: 17' x 17'
Ages: 2-5

Motorcycle Rider
Use Zone: 17' x 17'
Ages: 2-5
1 Seat: TFS0025XX **\$1,731**
2 Seat: TFS0023XX **\$2,250**



\$1,731
NEW
Alligator Rider
Use Zone: 17' x 17'
Model: TFR0510XX
Ages: 2-5



\$1,731
Horse Rider
Use Zone: 17' x 17'
Model: TFS0026XX
Ages: 12-23 Months, 2-5



NEW
Moon Buggy
Use Zone: 17' x 17'
Ages: 6-23 Months, 2-5
1 Seat: TFS0036XX **\$1,747**
2 Seat: TFS0031XX **\$2,700**



Fire Truck Rider
Use Zone: 17' x 17'
Ages: 2-5
1 Seat: 90018307XX **\$1,568**
2 Seat: 90018317XX **\$1,787**



\$2,208
Shuttle Rider
Model: 90018315XX
Use Zone: 17' x 17'
Ages: 2-5



\$2,208
Jet Rider
Model: 90018316XX
Use Zone: 17' x 17'
Ages: 2-5



\$900
Wally the Whale Rider
Model: SA-05
Use Zone: 17' x 17'
Ages: 2-12



\$900
Freddie the Frog Rider
Model: SA-04
Use Zone: 17' x 17'
Ages: 2-12


Motion Rockers & Spinners



Retro Rocker **\$1,496**
Model: 90018204XX
Use Zone: 13' x 17'
Ages: 2-5



NEW \$2,296
Tea Cup Spinner
Model: TFR17548XX
Use Zone: 16' 4" x 16' 4"
Ages: 2-12



\$1,742
Classic Teeter
Model: 90017009XX
Use Zone: 22' x 13'
Ages: 5-12




Discontinued
Airplane Rocker
Model: TFR0553XX
Use Zone: 17' x 17'
Ages: 2-5, 5-12



\$1,357
Surf Rider
Model: 90018002XX
Use Zone: 14' x 17'
Ages: 5-12



NEW **\$1,530**
Spin About
Use Zone: 14' x 14'
Ages: 5-12
Original: TFR08714XX
Football: TFR16596XX
Soccer: TFR16594XX
Baseball: TFR16588XX
Volleyball: TFR16590XX
Themed: \$1,718



NEW **\$705**
Whirl & Twirl
Model: TFR0615XX
Use Zone: 15' 7" x 15' 7"
Ages: 5-12




NEW **\$2,090**
Cozy Pod Spinner
Model: TFR0638XX
Use Zone: 22' x 22'
Ages: 2-5, 5-12
Colors As Shown

Music Play Outdoor Instruments



Lady Bug Drum
Model: 77149
\$4,300



Flower
Model: FWR-#-IG-SRP
Each flower sold separately
\$1,355 (Indigo, Yellow)
\$1,255 (Turquoise, Orange)

NEW Butterfly
Model: BFLY-#-IG-SRP
Each butterfly sold separately
\$1,199 (Indigo, Orange)
\$1,149 (Turquoise, Yellow)



\$5,249 Imbarimba
Model: IMBA-IG-REC-SRP
Includes: In-Ground Mount Kit, Recycled Post

NEW \$5,575 Tenor Tree
Model: TREE-PM-SRP



\$3,655 Tuned Drums
Model: TD-IG-N-SRP
Includes: In-Ground Mount Kit



\$4,275 Duet
Model: DUET-IG-REC-SRP
Includes: In-Ground Mount Kit, Recycled Post



\$5,375 Manta Ray
Model: MRAY-IG-SRP
Includes: Surface/In-Ground Mounting



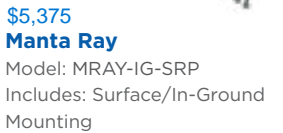
\$2,049 Rhythm
Model: RHYT-IG-REC-SRP
Includes: In-Ground Mount Kit, Recycled Post



\$6,470 Contrabass Chimes
Model: CCH-IG-SRP
Includes: In-Ground Mount Kit



\$6,450 Swirl
Model: SWRL-IG-REC-SRP
Includes: In-Ground Mount Kit, Recycled Post




Music Play Outdoor Instruments



Single Post Bongos
Model: 77136-IG
Includes: In-Ground Mount
\$1,358

Other post and mounting options are available for modern instruments. Ask your representative for more information.



NEW \$3,225 Lily Pad Cymbals
Model: LPAD-G-IG-REC-SRP
Includes: In-Ground Mount Kit, Recycled Post, Green Lily Pads



\$2,999 Piper
Model: PIPR-IG-REC-SRP
Includes: In-Ground Mount Kit, Recycled Post



\$5,299 Pegasus
Model: PEG-IG-REC-SRP
Includes: In-Ground Mount Kit, Recycled Post



\$2,049 Melody
Model: MELD-IG-REC-SRP
Includes: In-Ground Mount Kit, Recycled Post



\$901 Glockenspiel
Model: 77131-IG
Includes: In-Ground Mount



\$2,999 Merry
Model: MERY-IG-REC-SRP
Includes: In-Ground Mount Kit, Recycled Post



\$3,655 Griffin
Model: GRIF-IG-REC-SRP
Includes: In-Ground Mount Kit, Recycled Post



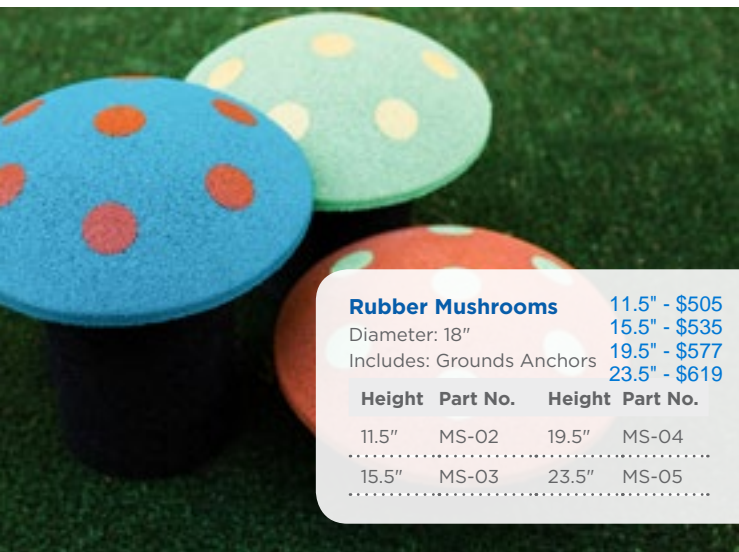
\$4,249 Pagoda Bells
Model: PBEL-IG-REC-SRP
Includes: In-Ground Mount Kit, Recycled Post



Serenade \$5,875
Model: SRND-SM-STL-SRP
Includes: Surface Mount Kit, Steel Post
Song Sheets \$175
Model: SRND-SHEET-PKG-1-SRP

FREESTANDING

Accessories Balance & Games



Rubber Mushrooms 11.5" - \$505
Diameter: 18" 15.5" - \$535
Includes: Grounds Anchors 19.5" - \$577
23.5" - \$619

Height	Part No.	Height	Part No.
11.5"	MS-02	19.5"	MS-04
15.5"	MS-03	23.5"	MS-05

Stepping Post
Diameter: 10" diameter
Material: Recycled Rubber
Includes: Support Post

Height	Part No.	Height	Part No.
7.5"	STP-02	15.5"	STP-04
11.5"	STP-03	19.5"	STP-05

7.5" - \$275
11.5" - \$332
15.5" - \$406
19.5" - \$440



Balance Beam
Ages: 2-5 (>12" Install Height), 5-12 (>16" Install Height)

Style	Length	Use Zone	Item Number
Zig-Zag	9.75'	15' x 22'	90021016XX
Straight	6'	13' x 18'	90021006XX
	8'	13' x 20'	90021008XX

\$546
\$435
\$470



Lily Pad Walk
Ages: 2-5, 5-12

Number	Use Zone	Item Number
1	N/A	TFR14881XX
3	15' x 12'	90021200XX
5	15' x 18'	90021100XX

\$300
\$711
\$1,174

Replacement Stepping Stone
Model: RMP-0122XX \$207
14" diameter
Post not included
Available in red, yellow, blue, green, and tan

\$368
Tether Ball
Model: 60019301XX
Ages: 2-12
Replacement Ball with Cord
Standard Ball 60019311XX
Fireball 60019411XX

Talk Tube
Ages: 2-5, 5-12
3.5" Post: TFR04700XX \$604
5" Post: TFR04699XX \$690

Triple Toss
Ages: 2-5, 5-12
Set of 3 Balls: SP85R_KIT
Available in red, yellow, blue, green, and tan

Post	Item Number
Without	TRT-03
Galvanized	TRT-05

\$447
\$668

TRT-10 with Powder Coated Post - \$863
SP85R_KIT 8.5" Playground Balls (Set of 3) - RY/YL/KL - \$74


Educational Play Outdoor Classroom

Growing Box
Model: 49361
Dimensions: 47" x 44"
Ages: 2-5, 5-12

\$5,144
Tri-Directional Trough System
Model: 44108-L-24 (Left) or 44108-R-24 (Right)
Dimensions: 14' x 14' x 24"
Ages: 2-5



\$745
Investigate and Discover Table
Model: 49072D
Dimensions: 2½' x 2' X 24"
Ages: 2-5



Discontinued
MathMagic Sandbox
Locate objects using grid quadrants in this 8' sandbox!
Model: 49014-8
Ages: 2-5, 5-12



Discontinued
Whale Sand and Water Table
Model: 90000007XX
Ages: 2-5, 5-12
Cover also available (90000009XX)



\$715
Pizza Garden
Model: 49387
Diameter: 49"
Ages: 2-5, 5-12



\$1,282
Double-Sided Art Easel
Model: 41110FTPS-P
45" Wide
Ages: 2-5, 5-12



\$2,006
Basic Pre-School Weather Station
Model: 49026
Ages: 2-5

FREESTANDING

Dramatic Play Playhouses



Polytone Playhouse
Model: 47203 **\$4,444**
Dimensions: 5' x 5' x 6½'
Ages: 2-5
Bench sold separately



\$6,500
Brick Cottage
Model: 47209
Dimensions: 4½' x 4½' x 7½'
Ages: 2-5



\$7,000
R-Town™ Church
Model: 47510
Dimensions: 4' x 6' x 8 ½"
Ages: 2-5



\$6,900
R-Town™ Cottage
Model: 47508
Dimensions: 4' x 6' x 8 ½"
Ages: 2-5



\$7,804
R-Town™ School House
Model: 47504
Dimensions: 4' x 6' x 8 ½"
Ages: 2-5



\$7,500
Beach House
Model: DRM00063XX
Dimensions: 8¼' x 6' x 7'
Ages: 2-5



\$8,716
Pioneer Playhouse
Model: 47104TT
Dimensions: 5' x 5' x 7'
Ages: 2-5
47103TT - 6'X6' - \$8,548

ADD-ONS

\$636
Sink & Stove Combo
Polytone Playhouse Model: 47214
Pioneer Playhouse Model: PLH10022XX

\$403
Flower Box
Model: PLH10012XX
Fits 5' Playhouse

\$627
Tot Table and Chairs
Model: 47210

Dramatic Play Vehicles & Trike Track



Gas Station Stand
Model: 49144 **\$1,947**
Dimensions: 3½' x 6½'
Ages: 2-5, 5-12



\$1,853
Post Office Stand
Model: DRM00048XX
Dimensions: 3¾' x 4" x 6½'
Ages: 2-5, 5-12



\$1,606
Farmer's Market Stand
Model: 49232
Dimensions: 3½' x 4" x 6½"
Ages: 2-5, 5-12



\$2,650
Mini Car
Model: 49134
Ages: 2-5
Dimensions: 3¾' x 3¾'



Mini Bus
Model: 49105
Ages: 2-5
Clearance Zone: 12' x 10'

Trike Traffic & Safety Signs



\$368
Railroad Crossing
Model: TFR12150XX
Size: 24" x 24"



\$530
Traffic Light
Model: TFR16072XX
Size: 10" x 32"



\$368
Stop
Model: TFR08297XX
Size: 24" x 24"



\$368
Yield
Model: TFR09022XX
Size: 24¼" x 24¼"



\$368
No Parking
Model: TFR12151XX
Size: 20" x 24"



\$448
Safety Signs
2-5 Year Old: TFR0668XX
2-12 Year Old: TFR013212XX
5-12 Year Old: TFR04966XX

FREESTANDING

Dog Park Dog Agility Equipment



\$2,146
Dog Log
Model: RECF0008XX
Weight: 400 lbs.



\$2,019
Camel Hump Climber
Model: RECF0001XX
Weight: 269 lbs.



\$515
Over and Under
Model: RECF0012XX
Weight: 109 lbs.



\$1,025
NEW
Hurdle Jump
Model: RECF0007XX
Weight: 68 lbs.



\$1,687
Climb and Sit
Model: RECF0002XX
Weight: 296 lbs.



\$694
Limbone, Anyone?
Model: RECF0003XX
Weight: 104 lbs.



\$2,566
Home Sweet Home
Model: RECF0010XX
Weight: 416 lbs.



\$2,031
Nice Turn
Model: RECF0013XX
Weight: 331 lbs.



\$1,361
Step Up
Model: RECF0005XX
Weight: 154 lbs.



\$926
Through the Target
Model: RECF0006XX
Weight: 112 lbs.



\$788
Jump Through
Model: RECF0014XX
Weight: 147 lbs.



\$1,227
Let's Rest
Model: RECF0009XX
Weight: 246 lbs.



\$655
High Jump
Model: RECF0011XX
Weight: 128 lbs.



\$2,688
Through the Tunnel
Model: RECF0004XX
Weight: 420 lbs.



\$2,675
Walk the Plank
Model: RECF0015XX
Weight: 347 lbs.



\$620
Leash Holder
Model: RECF0022XX
Weight: 70 lbs.

FREESTANDING

Fitness Traditional Adult Equipment

Experience a new level of fitness with our line of traditional outdoor fitness equipment. Designed for all fitness levels for **ages 13 and up**, it is a great addition to schools, ball fields, and business parks to support healthy habits.

A. Balance Beam

Model: 60019408XX **\$862**
Weight: 105 lbs.

Add-On Instructional Sign
Model: 60019458XX **\$516**

B. Horizontal Ladder

Model: 60019409XX **\$2,372**
Weight: 390 lbs.

Add-On Instructional Sign
Model: 60019459XX **\$516**

C. Vertical Ladder

Model: 60019402XX **\$986**
Weight: 150 lbs.

Add-On Instructional Sign
Model: 60019452XX **\$516**

D. Sit-Up Bench

Model: AFT13972XX **\$1,948**
Weight: 100 lbs.

Add-On Instructional Sign
Model: 60019457XX **\$516**
In-Ground Kit Required: FIT14050XX

E. Beam Jump

Model: 60019405XX **\$920**
Weight: 325 lbs.

Add-On Instructional Sign
Model: 60019455XX **\$516**

F. Stretching Post

Model: 60019404XX **\$960**
Weight: 80 lbs.

Add-On Instructional Sign
Model: 60019454XX **\$516**



A



B



A



B



C



D



C



D



F



E



F

A. Spring Up Bars

Model: 60019410XX **\$1,024**
Weight: 140 lbs.

Add-On Instructional Sign
Model: 60019460XX **\$516**

B. Jump Touch Beam

Model: 60019406XX **\$1,035**
Weight: 185 lbs.

Add-On Instructional Sign
Model: 60019456XX **\$516**

C. Pull Up and Chin Up Bar

Model: 60019403XX **\$1,206**
Weight: 215 lbs.

Add-On Instructional Sign
Model: 60019453XX **\$516**

D. Pull-Up and Dip Station

Model: AFT14031XX **\$2,448**
Weight: 155 lbs.

Add-On Instructional Sign
Model: TFR0588XX **\$516**
In-Ground Kit Required: FIT14050XX

E. Parallel Bars

Model: 60019401XX **\$798**
Weight: 150 lbs.

Add-On Instructional Sign
Model: 60019451XX **\$516**

F. Equipment Instruction Sign

Equipment instruction signs are available for each fitness product

G. 10 Station Course (Not Pictured)

Model: 60019400XX **\$14,416**
Weight: 1,650 lbs.

- Includes:
- Vertical Ladder
 - Beam Jump
 - Stretching Post
 - Pull Up and Chin Up Bars
 - Jump Touch Beam
 - Parallel Bars
 - Sit-Up Bench
 - Spring Up Bars
 - Horizontal Ladder
 - Balance Beam
 - 3 Large Instructional Signs

Fitness Active & Modern Adult Equipment



Energy and Strength Wheels
Model: UP191# \$4,213
Instructional sticker included
Ages: 13+
Footer, In-Ground, or Surface Mount



\$2,960
Assisted Functional Trainer
Model: UP351
Ages: 13+
Instructional sign included*

\$2,184
Assisted Balance Walk
Model: UP352
Ages: 13+
Instructional sign included*



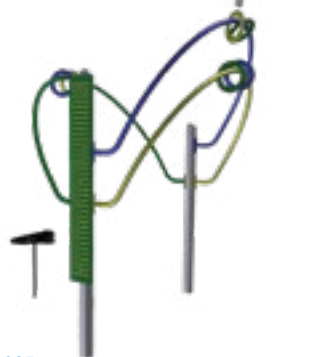
Assisted Leg Press
Model: UP356#
Ages: 13+
Instructional sticker included
Footer, In-Ground, Surface Mount



\$3,797
Assisted Step Trainer
Model: UP353
Ages: 13+
Instructional sign included*



\$2,223
Assisted Step Around
Model: UP355
Ages: 13+
Instructional sticker included



\$2,985
Skill Trainer
Model: UP354
Ages: 13+
Instructional sticker included



ACCESSIBLE Discontinued
Dual Chest Press with Comfort Seat
Model: UP357#
Ages: 13+
Instructional sticker included
Footer, In-Ground, Surface Mount



\$577
Balance Board Station
Model: UP177
Ages: 13+
Instructional sign included*



\$3,694
Captain's Chair
Model: UP167#
Ages: 13+
Instructional sticker included
Footer, In-Ground, Surface Mount



\$5,485
ACCESSIBLE + NEW
Hand Cycle
Standard Model: UP216
Accessible Model: UP217
Ages: 13+
Instructional sticker included



\$4,653
Cardio Walker
Model: UP164#
Ages: 13+
Instructional sticker included
Footer, In-Ground, Surface Mount



ACCESSIBLE Discontinued
Vertical Press
Model: UP182#
Ages: 13+
Instructional sticker included
Footer, In-Ground, Surface Mount



\$4,653
Leg Press
Model: UP170#
Ages: 13+
Instructional sticker included
Footer, In-Ground, Surface Mount



\$5,485
ACCESSIBLE + NEW
Hand Cycle
Standard Model: UP216
Accessible Model: UP217
Ages: 13+
Instructional sticker included

\$4,630
Sit-Up/Back Extension
Model: UP168#
Ages: 13+
Instructional sticker included
Footer, In-Ground, Surface Mount



\$4,630
Sit-Up/Back Extension
Model: UP168#
Ages: 13+
Instructional sticker included
Footer, In-Ground, Surface Mount



\$1,601
Horizontal Chin-Up Station
Model: UP183
Ages: 13+
Instructional sticker included



NEW \$5,242
Recumbent Cycle
Model: UP215
Ages: 13+
Instructional sticker included



\$330
Balance Plank Station
Model: UP176
Ages: 13+
Instructional sign included*



\$2,710
Push-Up Station
Model: UP184
Ages: 13+
Instructional sticker included



FREESTANDING

*Instructional Sign Freestanding sign post sold separately for all equipment that includes instructional sign.

Warning! Safety surfacing required for outdoor fitness equipment per ASTM F1292 and F3101-15.

Warranty & Terms and Conditions

Our warranty guarantees years of unlimited fun. **View our full warranty by visiting us online at srpplayground.com/warranty.**



Superior Recreational Products (SRP) warrants that its product will be free from defects in materials and workmanship as well as maintain structural integrity for the periods listed below from the date of invoice and once SRP has been paid in full. This warranty is in effect only if the product has been assembled and installed strictly in accordance with the setup instructions provided by SRP, good construction practices, and has been subjected only to normal use and exposure.

Commercial Playground Structures & Independent Play Equipment

- Lifetime* Warranty on playground steel and recycled posts, all stainless steel hardware, c-line fittings, and aluminum post caps
- 15-Year Limited Warranty on playground pipes, rungs, loops and rails, roto-molded plastics, HDPE plastic sheets, punched steel decks, and recycled decks
- 10-Year Limited Warranty on integrated shade fabric and fitness equipment
- 5-Year Limited Warranty on powder coat, nets, and musical instruments
- 1-Year Limited warranty on inetgrated shade cables, moving parts, and materials not covered above

Pricing, Cancellation, Return, and Shipping Policies

All prices are F.O.B. factor (Carrollton, Georgia 30117) and do not include freight, installation, shipping and handling, surfacing, or applicable taxes. Prices are subject to change without notice. To view our return policy, please visit superiorrecreationalproducts.com/returns. For information on Return Material Authorizations please call 1.800.327.8774. To view our shipping policy, please visit superiorrecreationalproducts.com/shipping. For any further information, please call 1.800.327.8774.

Terms and Minimum Orders

Terms are net 30 from date of invoice on approved accounts only. All terms are subject to change. All orders less than \$25.00 will be subject to a \$10.00 surcharge.

**For the purpose of this warranty, lifetime encompasses no specific term of years, but rather that seller warrants to its original customer for as long as the original customer owns the product and uses the product for its intended purpose that the product and all parts will be free from defects in materials and manufacturing workmanship. This warranty does not cover damage caused by vandalism, misuse or abuse, altered or modified parts, or cosmetic damage such as scratches, dents, or fading or weathering and normal wear and tear. This warranty is valid only if the structures are installed in conformity with instructions provided by Superior Recreational Products using approved Superior Recreational Products parts. Superior Recreational Products will deliver the repaired or replacement part or parts to the site free of charge, but will not be responsible for labor or the labor costs of replacement. Warranty claims must be filed within the applicable warranty period and accompanied by a sales order or invoice number.*



PRODUCT SHOWCASE

Expand Your Offering with One Company

When combined, Superior Recreational Products’ product lines create complete site environments. Expand your offering by using one superior company. **Visit srpshade.com, srpsiteamenities.com, and srpshelter.com or contact your sales representative to learn more.**



Color Options

Powder Coat Colors

Gloss

 Red

 Orange

 Butterscotch

 Yellow

 Spring Green

 Patina

 Sage

 Green

 Deep Green

 Ocean Blue

 Blue

 Deep Periwinkle

 Electric Purple

 Burgundy

 Iced Coffee

 Brown

 Black

 White

Matte/Metallic

 Feather Gray

 Iron Gray

 Rubbed Bronze

 Starry Night

Rotationally Molded Colors

 Red

 Orange

 Yellow

 Spring Green

 Patina

 Green

 Ocean Blue

 Blue

 Dark Blue

 Deep Periwinkle

 Electric Purple

 Iced Coffee

 Brown

 Feather Gray

 Burgundy

Steel Deck Colors

 Brown

 Gray

 Blue

 Red

Colors shown on this page are only representations of our colors. Please ask your representative for actual color samples.

HDPE Panel Colors

Solid Core

 Yellow

 Red

 Orange

 Burgundy

 Electric Purple

 Blue

 Ocean Blue

 Spring Green

 Green

 Brown

 Iced Coffee

 Feather Gray

 Black

Sandwich Core

 White/Red

 Red/White

 Red/Yellow

 Yellow/Red

 Yellow/Blue

 Yellow/Black

 Blue/Yellow

 Blue/Iced Coffee

 Ocean Blue/White

 Spring Green/White

 Green/White

 Green/Iced Coffee

 Iced Coffee/Green

 Brown/Iced Coffee

 Gray/Black

 White/Black

 Black/White

Shade Colors | More Available!

 Cream

 Beige

 River Gum Green

 Mint Green

 Forest Green

 Sky Blue

 Turquoise

 True Blue

 Navy Blue

 Purple

 Sun Blaze

 Yellow

 Silver

 Midnight

 Brown

Recycled Decks & Posts

 Cedar

 Dark Brown*

 Gray*

*May affect delivery lead time.

Playground Color Schemes

Steel Playground Colors



- Rain Forest**
- Ocean Blue
 - Green
 - Spring Green
 - Blue



- Earth**
- Spring Green
 - Blue
 - Iced Coffee
 - Brown



- Scarecrow**
- Butterscotch
 - Iced Coffee
 - Orange
 - Brown



- Adventure**
- Feather Gray
 - White
 - Red



- Forest**
- Burgundy
 - Iced Coffee
 - Green



- Plum**
- Electric Purple
 - Butterscotch
 - Iced Coffee



- Circus**
- Red
 - Yellow
 - Ocean Blue



- Van Gogh**
- Rubbed Bronze
 - Starry Night
 - Feather Gray
 - Deep Periwinkle



- Deep Ocean**
- Rubbed Bronze
 - Feather Gray
 - White
 - Ocean Blue
 - Blue



- Nature Trail**
- Brown
 - Iced Coffee
 - Spring Green
 - Orange



- Firefly**
- Butterscotch
 - Electric Purple
 - Orange



- Galaxy**
- Dark Blue
 - Butterscotch
 - Feather Gray
 - Starry Night
 - Black

Recycled Playground Colors



- Urban**
- Feather Gray/Gray
 - Blue
 - Spring Green



- Earth**
- Spring Green
 - Blue
 - Iced Coffee
 - Dark Brown



- Scarecrow**
- Butterscotch
 - Iced Coffee
 - Orange
 - Dark Brown



- Patriotic**
- Feather Gray/Gray
 - Blue
 - Red



- Forest**
- Burgundy
 - Iced Coffee
 - Green
 - Dark Brown



- Plum**
- Electric Purple
 - Butterscotch
 - Iced Coffee
 - Cedar



- Circus**
- Red
 - Yellow
 - Ocean Blue
 - Cedar



- Swamp**
- Patina
 - Brown/Dark Brown
 - Iced Coffee



- Deep Ocean**
- Feather Gray/Gray
 - White
 - Ocean Blue
 - Blue



- Nature Trail**
- Cedar
 - Iced Coffee
 - Spring Green
 - Orange



- Firefly**
- Butterscotch
 - Electric Purple
 - Orange
 - Cedar



- Rocky Mountain**
- Dark Blue
 - Orange
 - Iced Coffee
 - Cedar

Superior[®]

RECREATIONAL PRODUCTS

A PLAYCORE Company

1050 Columbia Dr.
Carrollton, GA 30117

866.802.9441
sales@siibrands.com

srpplayground.com

