



**Structure:
FX3-CAS212-001-00**

Theme: Castle

Preliminary Concept Design

Conceptual Renderings Only. Subject to change without notice at SRP's Discretion



Transfer



Steel




Age Group

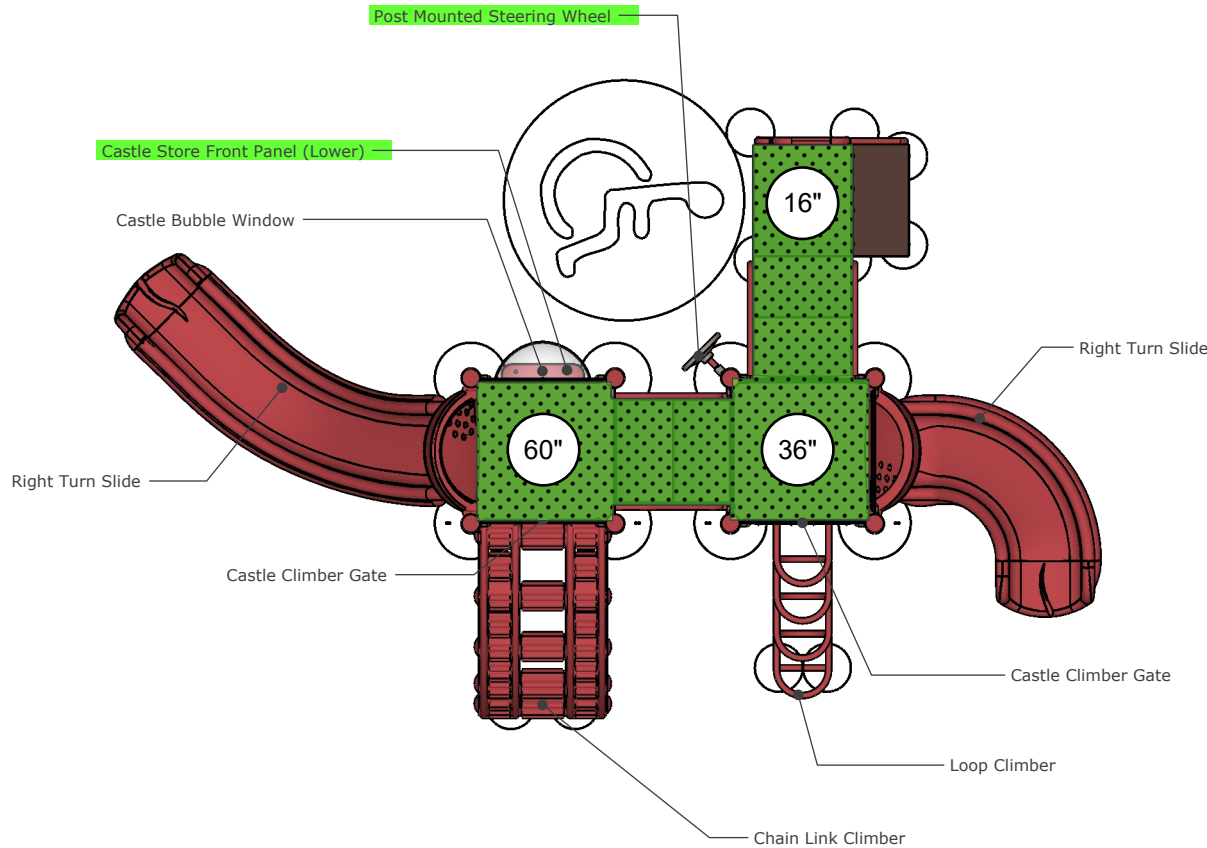
Designer: N.Guice

Date: 6/14/2023





- Accessible On-Route Elevated Path
- Non-Accessible Elevated Path
- Accessible On-Route Ground Level
- Activities



Minimal Fall Zone Surfaced with Resilient Material

Use Zone Area: 588 SqFt
Use Zone Perimeter: 96' Ft
Use Zone Dimensions: 33'x24'

Structure Size: 21'x12'
Structure Overall Height: 12'

Structure is Designed for Children Ages: 2-12

Post Diameter: 3.5" Steel

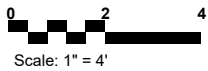
User Capacity: 22

Fall Height: 5'

48" Timber Count: 24

Designer: N Guice

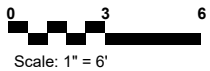


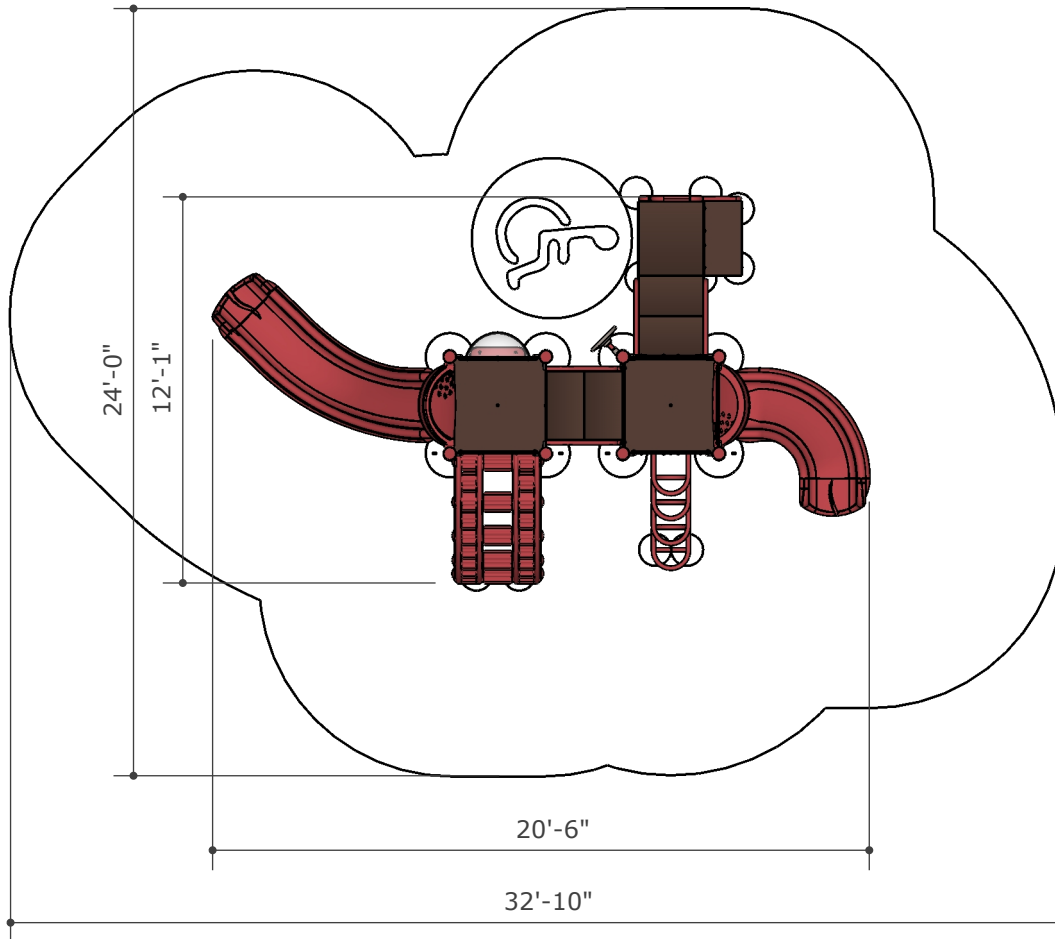
Revised By:



ADA Accessibility

Number of Play Events	7	
Number of Elevated Play Events	5	
Number of Elevated Play Events Accessible By Ramp	0	Required 0
Number of Elevated Play Events Accessible by Transfer System	Provided 5	Required 3
Number of Ground Level Play Events on Accessible Route	Provided 2	Required 2
Number of Types of Ground Level Play Events on Accessible Route	Provided 2	Required 2





Partner

Superior[®]
RECREATIONAL PRODUCTS
A PLAYCORE Company

<https://srpplayground.com/>



srpplayground.com
866-795-7545