



**Structure:
FX3-CAS512-001-00**

Theme: Castle

Preliminary Concept Design

Conceptual Renderings Only. Subject to change without notice at SRP's Discretion



Transfer



Steel







Age Group

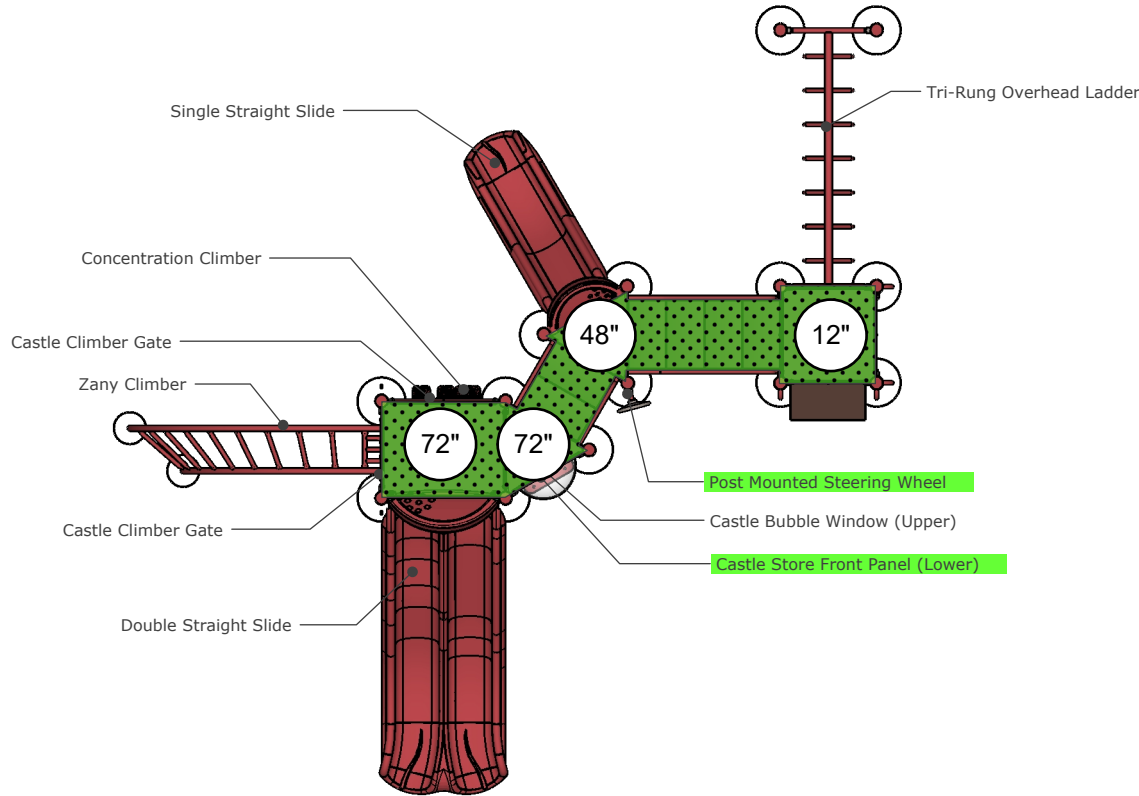
Designer: N.Guice

Date: 6/14/2023





- Accessible On-Route Elevated Path 
- Non-Accessible Elevated Path 
- Accessible On-Route Ground Level 
- Activities 



Minimal Fall Zone Surfaced with Resilient Material

Use Zone Area: 838 SqFt
Use Zone Perimeter: 123' Ft
Use Zone Dimensions: 37'x36'

Structure Size: 24'x24'
Structure Overall Height: 15'

Structure is Designed for Children Ages: 5-12

Post Diameter: 3.5" Steel

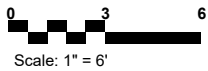
User Capacity: 28

Fall Height: 7'

48" Timber Count: 31

Designer: N Guice

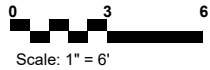


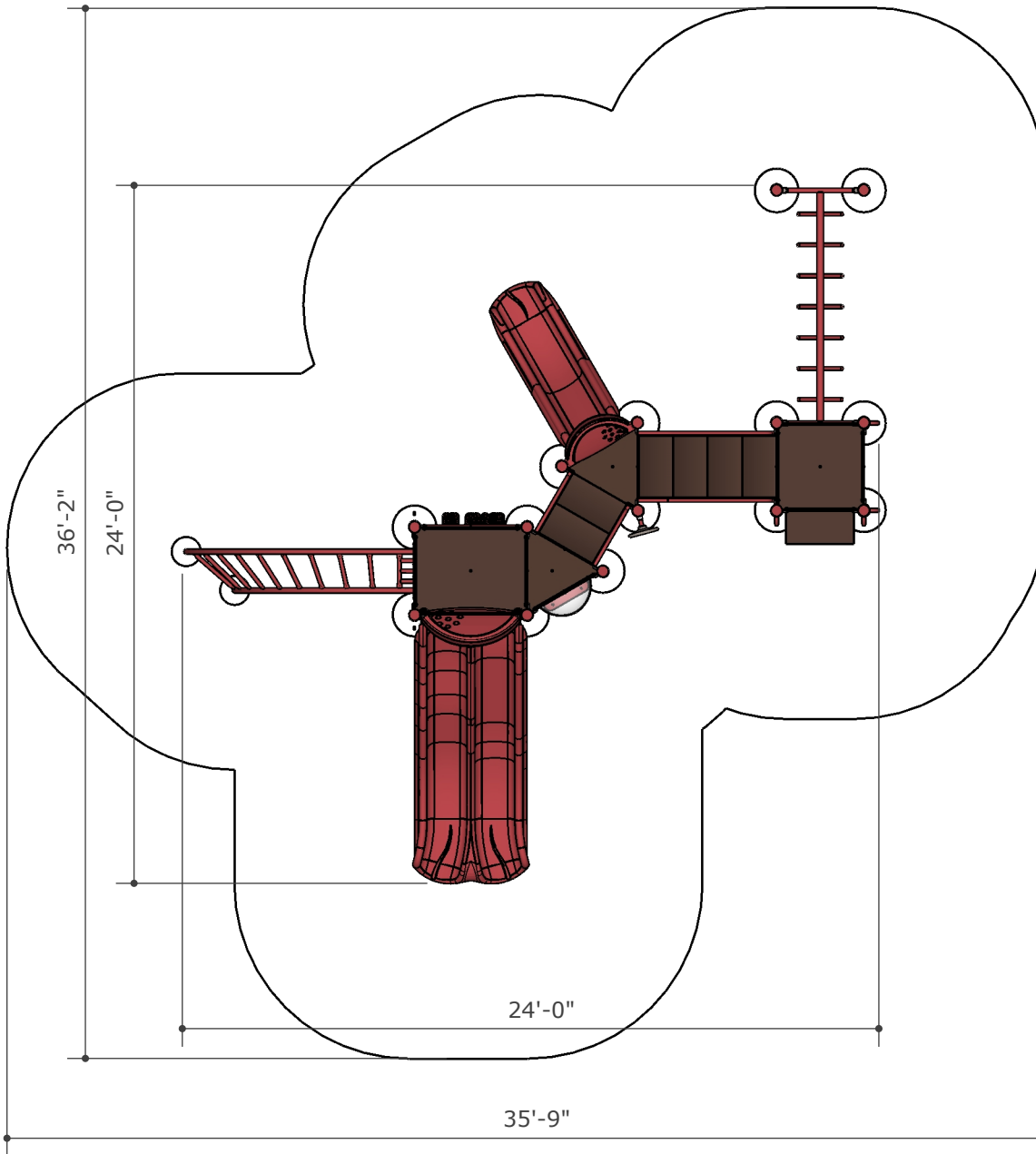
Revised By:



ADA Accessibility

Number of Play Events	8	
Number of Elevated Play Events	6	
Number of Elevated Play Events Accessible By Ramp	0	Required 0
Number of Elevated Play Events Accessible by Transfer System	Provided 6	Required 3
Number of Ground Level Play Events on Accessible Route	Provided 2	Required 2
Number of Types of Ground Level Play Events on Accessible Route	Provided 2	Required 2





Partner

Superior[®]
RECREATIONAL PRODUCTS
A PLAYCORE Company

<https://srpplayground.com/>



srpplayground.com
866-795-7545