



Structure: 23108
Series: Contained / Age: 2-12 y/o

Preliminary Concept Design

Conceptual Renderings Only. Subject to change without notice at SRP's Discretion




Transfer



Structure: 23108
Series: Contained / Age: 2-12 y/o

Preliminary Concept Design

Conceptual Renderings Only. Subject to change without notice at SRP's Discretion

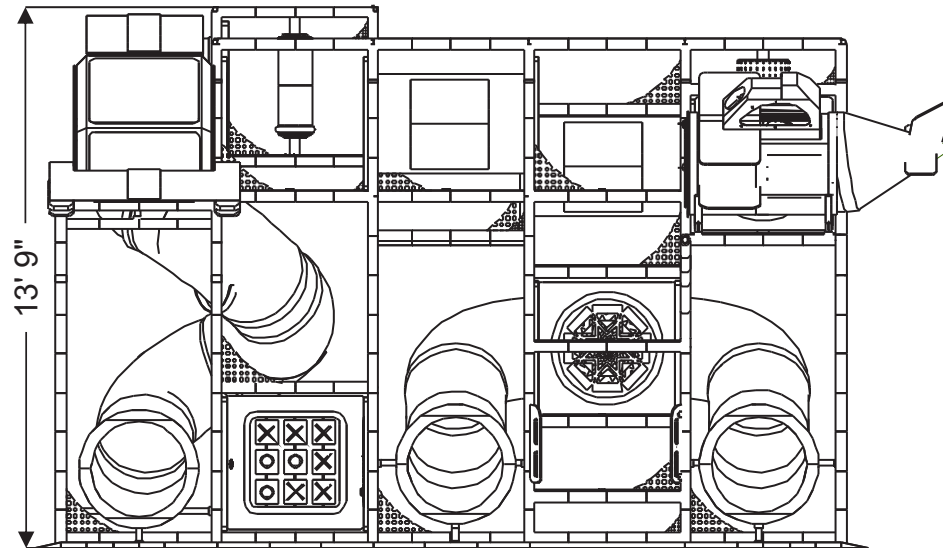
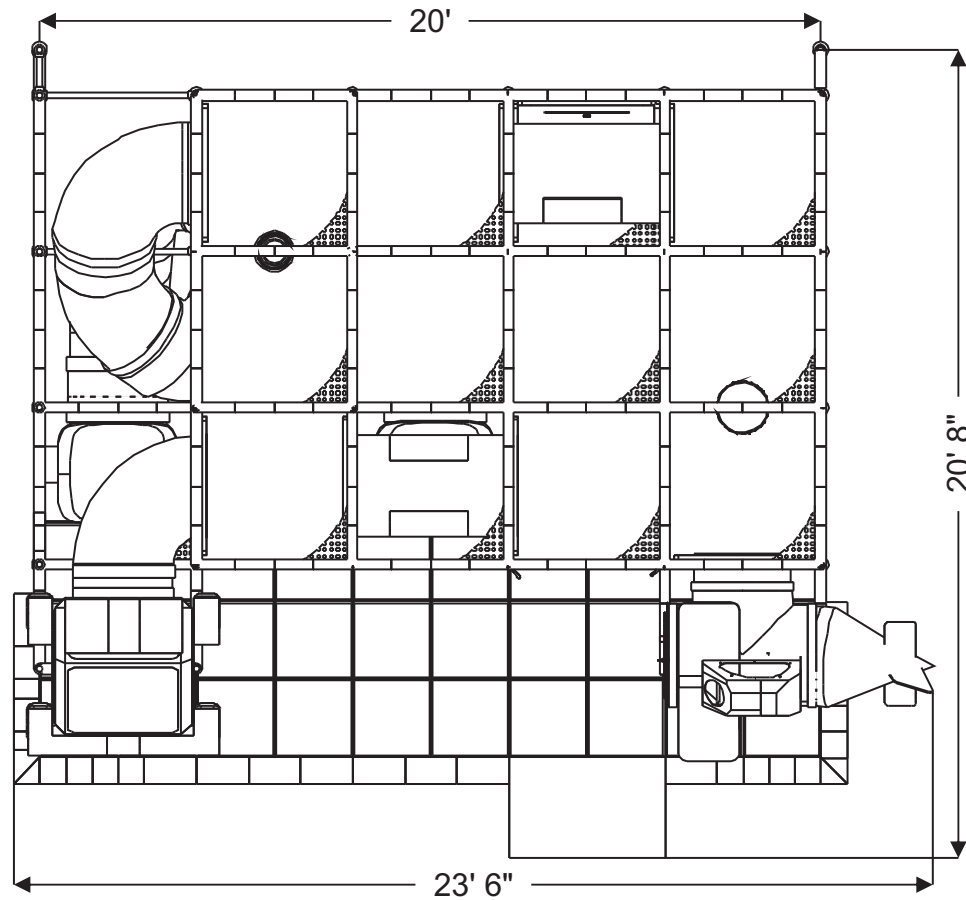


Transfer

Structure: 23108
Series: Contained / Age: 2-12 y/o

Preliminary Concept Design

Conceptual Renderings Only. Subject to change without notice at SRP's Discretion



Structure Capacity: 30



Structure: 23108
Series: Contained / Age: 2-12 y/o

Preliminary Concept Design


Conceptual Renderings Only. Subject to change without notice at SRP's Discretion



Gyro Activity Panel
Toddler Activity



Ball Turn Activity Panel
Toddler Activity



C-Force Activity Panel
Toddler Activity



Pinball Activity Panel
Toddler Activity



Tic-Tac-Toe
Activity Panel
Toddler Activity



Wave Run



(2) 4' Crawl Tunnels
with Lookout Windows



Bi-Plane w/
Steering Wheel and
Lookout Windows




Turbo Car with
Steering Wheel and
Lookout Windows




(2) 4' Enclosed
Hook Tube Slide



7 Level
Deck Climb



Sneaker Keeper



Bollard
Squeeze Play



Squeeze Play




10' Enclosed Spiral
Tube Slide




Transfer

Roto Plastic:



HDPE:




Black, Red, Yellow, Blue, Green, & Tan

Metals:




Green, Blue, Yellow, Red, Tan, Black, Silver & White

PVC Mesh:



Black

Post Foam:




Black, Gray, Blue, Purple, Green, Tan, Red, & Yellow



BUFFING TOP

Pigmented using organic powder color coating methods that will not delaminate over time.
Sealed with specially formulated polymer agent that bonds pigments into the rubber.



EPDM TOP

EPDM granules are used to create options from bright solids to special blends for specific color themes. Mixtures includes a vibrant 90% EPDM/10% black mesh for standout solids, a 50/50 mix with black mesh, and mixtures with up to 3 EPDM colors. Ask your rep about specific blends to cover your space needs.

STANDARD COLORS



BEIGE



BLUE



GREEN



RED

PREMIUM COLORS*



BRIGHT BLUE



DARK BLUE



DARK GREEN



PINK



LILAC



BRIGHT RED



BRIGHT GREEN



BRIGHT YELLOW



YELLOW



BRIGHT ORANGE



BEIGE BROWN



BROWN



WHITE




EGGSHELL



GRAY




MIDDLE GRAY




DARK GRAY



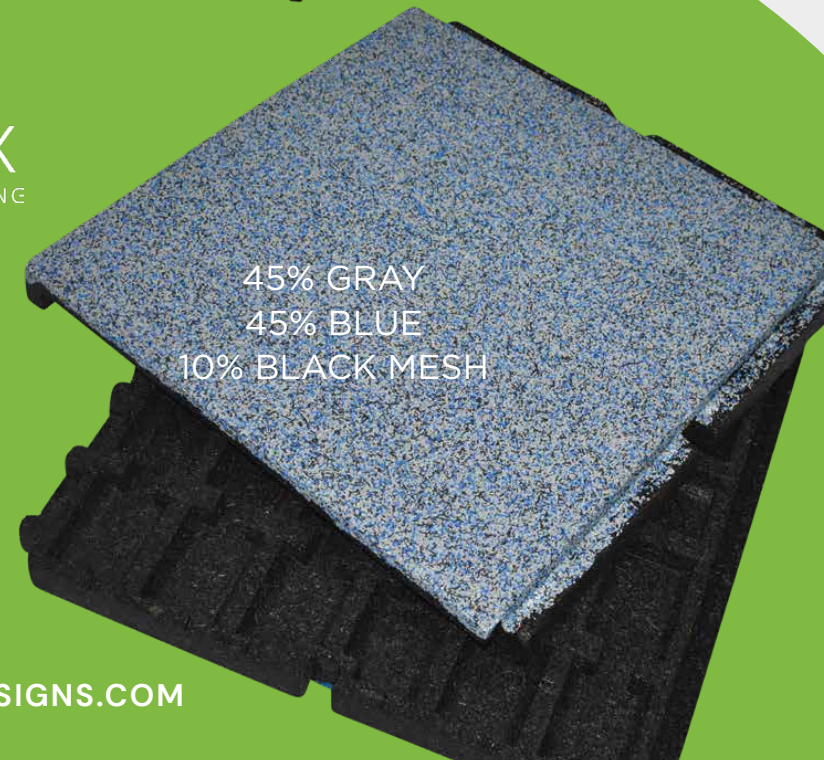
GEZOFLEX
EPDM FOR SYNTHETIC FLOORING



90/10
BLUE



50/50
BLUE



45% GRAY
45% BLUE
10% BLACK MESH

**Premium colors subject to upcharges*



706-383-7528



WWW.RUBBERDESIGNS.COM