

Transfer

Structure: IP23124
Series: Contained / Age: 2-12 y/o

Preliminary Concept Design

Conceptual Renderings Only. Subject to change without notice at SRP's Discretion

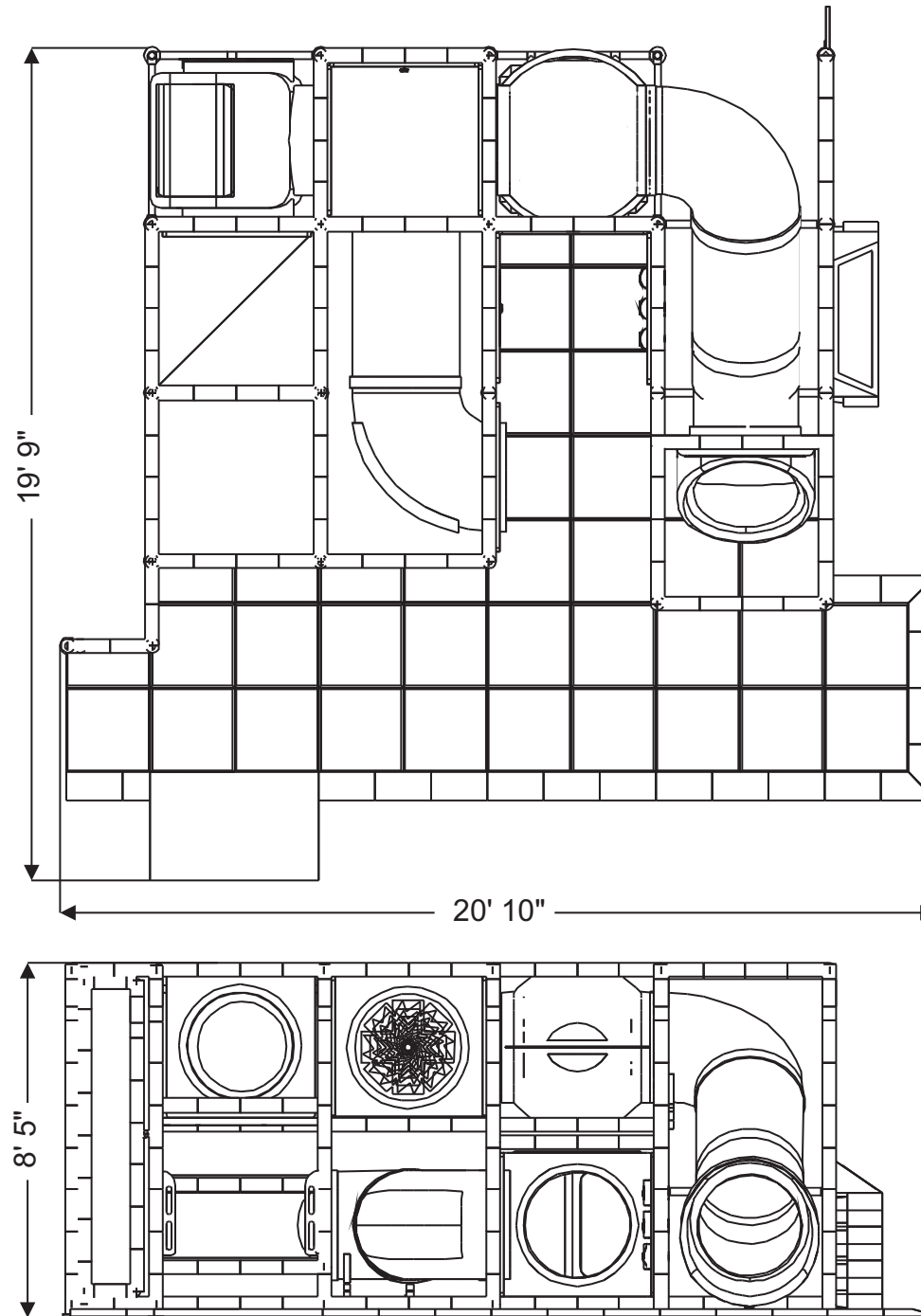


Transfer

Structure: IP23124
Series: Contained / Age: 2-12 y/o

Preliminary Concept Design

Conceptual Renderings Only. Subject to change without notice at SRP's Discretion




Structure Capacity: 18

Structure: IP23124
Series: Contained / Age: 2-12 y/o



Preliminary Concept Design

Conceptual Renderings Only. Subject to change without notice at SRP's Discretion




Ball Turn Activity Panel
Toddler Activity



Gyro Activity Panel
Toddler Activity




Tic-Tac-Toe
Activity Panel
Toddler Activity




T-Tube Junction
with Lookout Windows



Corner Junction with
Lookout Windows




Sphere Junction with
Lookout Windows




Turbo Junction with Steering
Wheel & Lookout Windows



3 Level Deck Climb



Sneaker Keeper



5' Enclosed Hook
Tube Slide



11' T-Tube Crawl Tunnel
Toddler Activity



Transfer

Roto Plastic:



LIGHT GREY (LGY)



DARK YELLOW (DY)



ORANGE (OR)



WOODS ORANGE (WO)



TAN (TA)



BURGUNDY (BU)



DARK RED (DR)



PURPLE (PU)



GECKO GREEN (GC)



COBALT BLUE (CB)



TEAL (TE)



GREEN (GR)



KENTUCKY GREEN (KG)



ARIZONA TURQUOISE (AT)




CYAN (CY)



BLUE (BL)

HDPE:




Black, Red, Yellow, Blue, Green, & Tan

Metals:



Green, Blue, Yellow, Red, Tan, Black, Silver & White

PVC Mesh:



Black

Post Foam:



Black, Gray, Blue, Purple, Green, Tan, Red, & Yellow




INTERLOCKING TILE

COLOR OPTIONS

BUFFING TOP

Pigmented using organic powder color coating methods that will not delaminate over time.
Sealed with specially formulated polymer agent that bonds pigments into the rubber.



EPDM TOP

EPDM granules are used to create options from bright solids to special blends for specific color themes. Mixtures includes a vibrant 90% EPDM/10% black mesh for standout solids, a 50/50 mix with black mesh, and mixtures with up to 3 EPDM colors. Ask your rep about specific blends to cover your space needs.

STANDARD COLORS



BEIGE



BLUE



GREEN



RED

PREMIUM COLORS*



BRIGHT BLUE



DARK BLUE



DARK GREEN



PINK



LILAC



BRIGHT RED



BRIGHT GREEN



BRIGHT YELLOW



YELLOW



BRIGHT ORANGE



BEIGE BROWN



BROWN



WHITE



EGGSHELL



GRAY




MIDDLE GRAY




DARK GREY



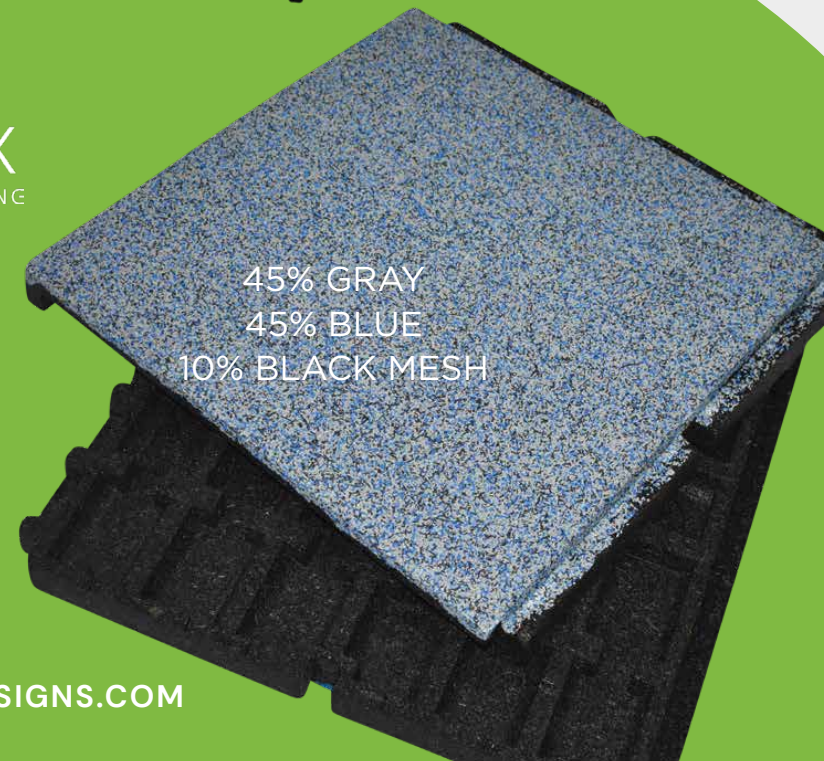
GEZOFLEX
EPDM FOR SYNTHETIC FLOORING



90/10
BLUE



50/50
BLUE



45% GRAY
45% BLUE
10% BLACK MESH

**Premium colors subject to upcharges*



706-383-7528



WWW.RUBBERDESIGNS.COM