



The Versa brings our trusted Hi-Lo pulley system into a stand-alone unit, providing a flexible workout with over 8 exercises in a small footprint.

The Quality of Commercial Gym Fitness Equipment

The Versa Hi-Lo Pulley System is a tamperproof and weatherproof indoor/outdoor fitness machine featuring the Apollo's popular Hi-Lo pulley station that provides a biomechanically correct workout in an extremely small footprint.



 **TAMPERPROOF.**  **WEATHERPROOF.**  **SAFE.**

TRUSTED PULLEY STATION

The VERSA provides the popular high-low pulley station for a variety of standing and seated exercises. Our unique, tamperproof selectorized weight stack allows users to adjust weight between 10 and 100lbs. Locking safety features also eliminate pinch points or entrapment zones typically seen on selectorized weight stack systems.

VARIETY OF MOVEMENT

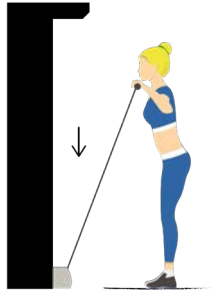
The VERSA provides a full body workout by allowing the user to easily change the angle and level of resistance in over 8 exercises.

This makes many different exercises easy to set up and perform for a variety of user abilities, including for those using a wheelchair.

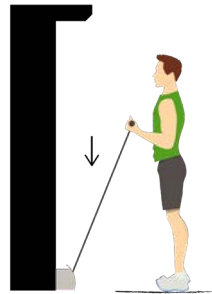
SMALL FOOTPRINT

The VERSA helps you make the most out of your space! Get a full body workout even with the Versa's footprint dimensions of only 20" x 15".


The VERSA is built to maximize indoor or outdoor exercise areas.



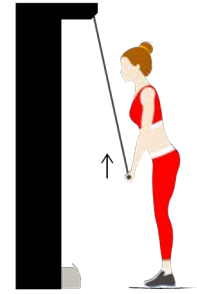
UPRIGHT SHOULDER ROW
LOW PULLEY STATION




BICEP CURL
LOW PULLEY STATION



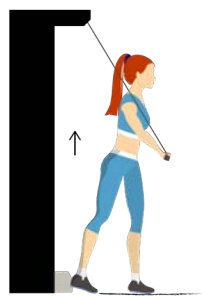
UPPER BACK PULL DOWN
HIGH PULLEY STATION



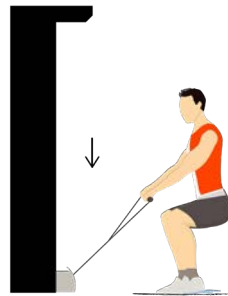
TRICEP PRESS DOWN
HIGH PULLEY STATION




BACK SEATED ROW
LOW PULLEY STATION



SINGLE ARM CHEST PRESS
HIGH PULLEY STATION



CABLE SQUATS
LOW PULLEY STATION



KNEELING CABLE CRUNCH
HIGH PULLEY STATION

TECHNICAL SPECIFICATIONS



Width: 15" / 38 cm **Weight:** 482 lbs / 219 kg
Length: 20" / 51 cm **Weight Stack Weight:**
Height: 90" / 229 cm 100 lbs / 45 kg



Anchoring Requirements: 4 x concrete anchors with rated "pull out" or "tension" strength of 3400lbs or greater. Anchors must be secured into structural concrete.

Frame & Finish: Constructed of 3/16" and 1/4" heavy duty steel that is zinc primed and polyester powder coated with UV stabilized color pigment. All fasteners are tamperproof stainless steel carriage bolts with the locking nuts on the inside of the padlocked center column.

Standard Color: Black
 Custom colors available for an extra charge.

Shipping Weight: 575 lbs / 261 kg

Shipping Dimensions: 30" wide x 80" long x 30" high
 76 cm wide x 203 cm long x 76 cm high

Number of Simultaneous Users: 1

CAD DRAWING

